




2D/3D Topography Comparisons of 10 Consecutively Manufactured Chisels and Punches Through the Cross Correlation Function

A. Zheng, J. Villanova, Johannes Soons, R. Thompson

National Institute of Standards and Technology



November 28, 2012

NIST

National Institute of Standards and Technology
Technology Administration, U.S. Department of Commerce

Forensics@NIST

2012

Disclaimer

Certain commercial equipment, instruments, or materials are identified in this report in order to specify the experimental procedure adequately. Such identification is not intended to imply recommendation or endorsement by the National Institute of Standards and Technology, nor is it intended to imply that the materials or equipment identified are necessarily the best available for the purpose.

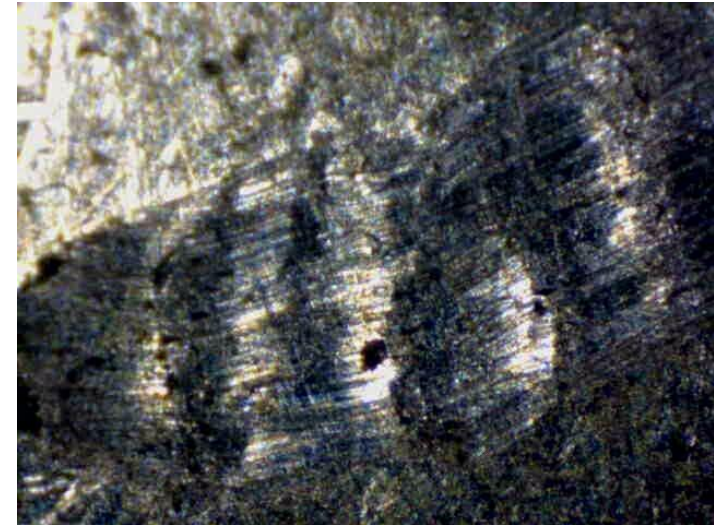
Contents

- Project Goal and Motivation
- Sample Preparation
- 10 Consecutively Manufactured Chisels
- Chisel – Striated Toolmark Creation
- Chisel – Measurement and Analysis
- 10 Consecutively Manufactured Punches
- Punch – Impression Toolmark Creation
- Punch – Measurement and Analysis
- Conclusions

What is a Toolmark?




WI Department of Justice



lockpickingforensics.com

- Almost anything can create a toolmark as long as the tool is harder than the surface it's being used on.
- The surface topography of the tool is imparted onto the surface. The resulting toolmark can be later used to identify the tool.

Traditional Comparison Microscopy



MO Dept. Of Public Safety




Leica Microsystems

Project Goal and Motivation

- Consecutively manufactured tools have a high likelihood of containing sub-class characteristics which can lead to false positives. It's considered the most difficult comparison.
- Our goal is to provide objective mathematical comparisons of toolmarks created by 10 consecutively manufactured chisels (striated toolmarks) and punches (impression toolmarks).
- Can consecutively manufactured tools still be uniquely identified from the toolmarks that they created?

Sample Preparation

- The surface that the tools will be marking is a soft copper plate. The copper plate has been sanded with 1000 grit sand paper and polished using a metal polish.
- The surface preparation ensures that there are no directional striations present on the surface that can be confused with the created toolmarks.




10 Consecutively Manufactured Chisels


- 10 consecutively manufactured chisels from Western Forge (supplier to Craftsman Tools)
- 2 known marks per chisel to establish known match/non-match distributions
- Hide chisel identities, 2 more marks per chisel (Unknown set)
- Identify unknown toolmarks using CCF_{max}





Chisel – Striated Toolmark Creation



Chisel – Striated Toolmark Creation



Chisel – Striated Toolmark Creation



Chisel – Measurement and Analysis



Taylor Hobson Ltd



- Z-resolution: 0.8 nm
- X-Point spacing: 0.25 μm
- Nominal Stylus Tip Radius: 2 μm
- Trace Length: 25 mm

Chisel – Measurement and Analysis

Date: Bullet No. Land No.

Signature A: Signature B:

Chisel 6-1

Chisel 6-2

Bullet Signature:

Lateral Scaling: CCF (ACF) : % Shift distance: (mm)

RqA: (um) RqB: (um) Rq(B-A): (um)

Signature difference Ds: %

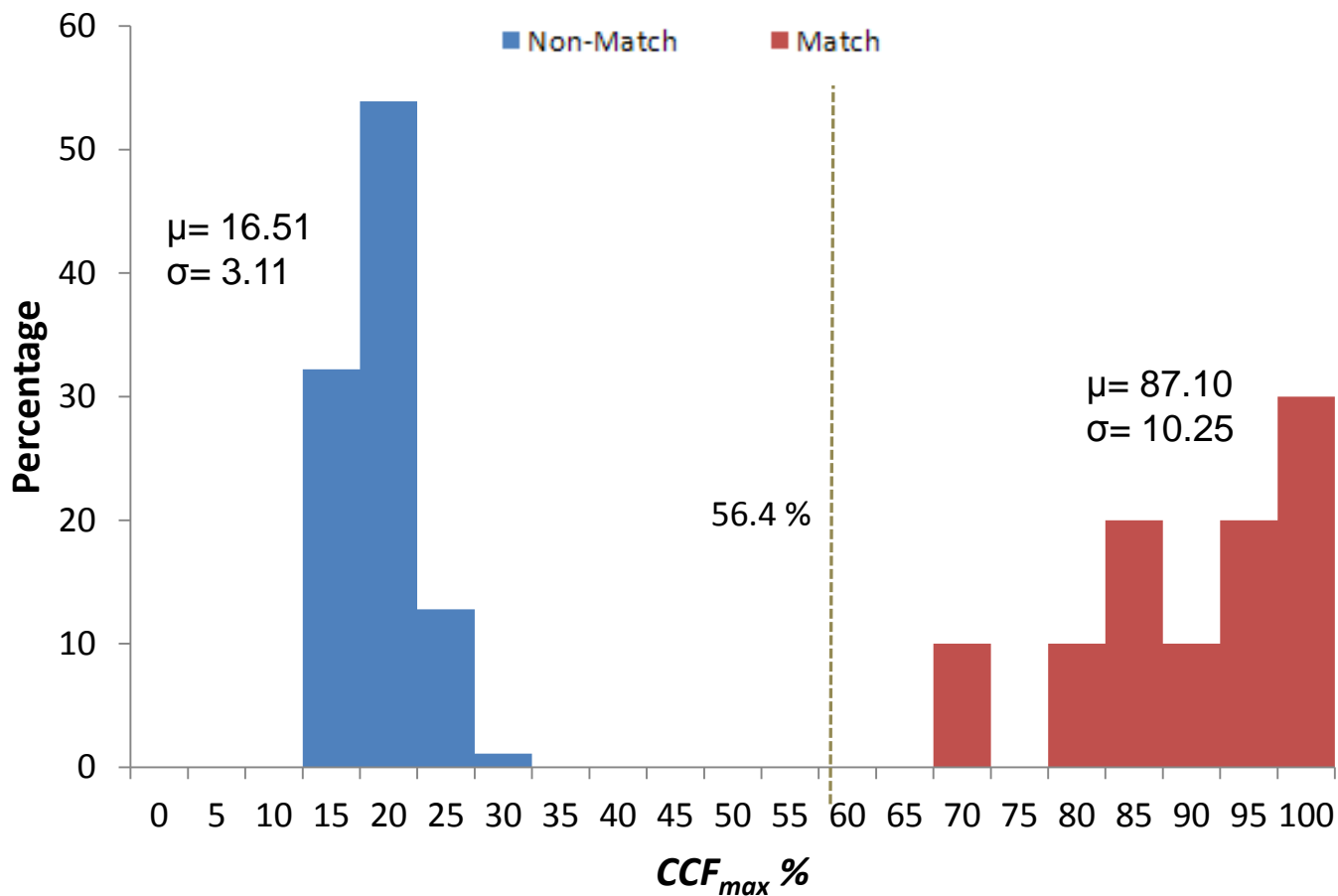
Two Dimensional Cross Correlation Function

$$\text{CCF}(A, B, \tau) = \frac{\text{CCV}(A, B, \tau)}{Rq(A)Rq(B)}$$

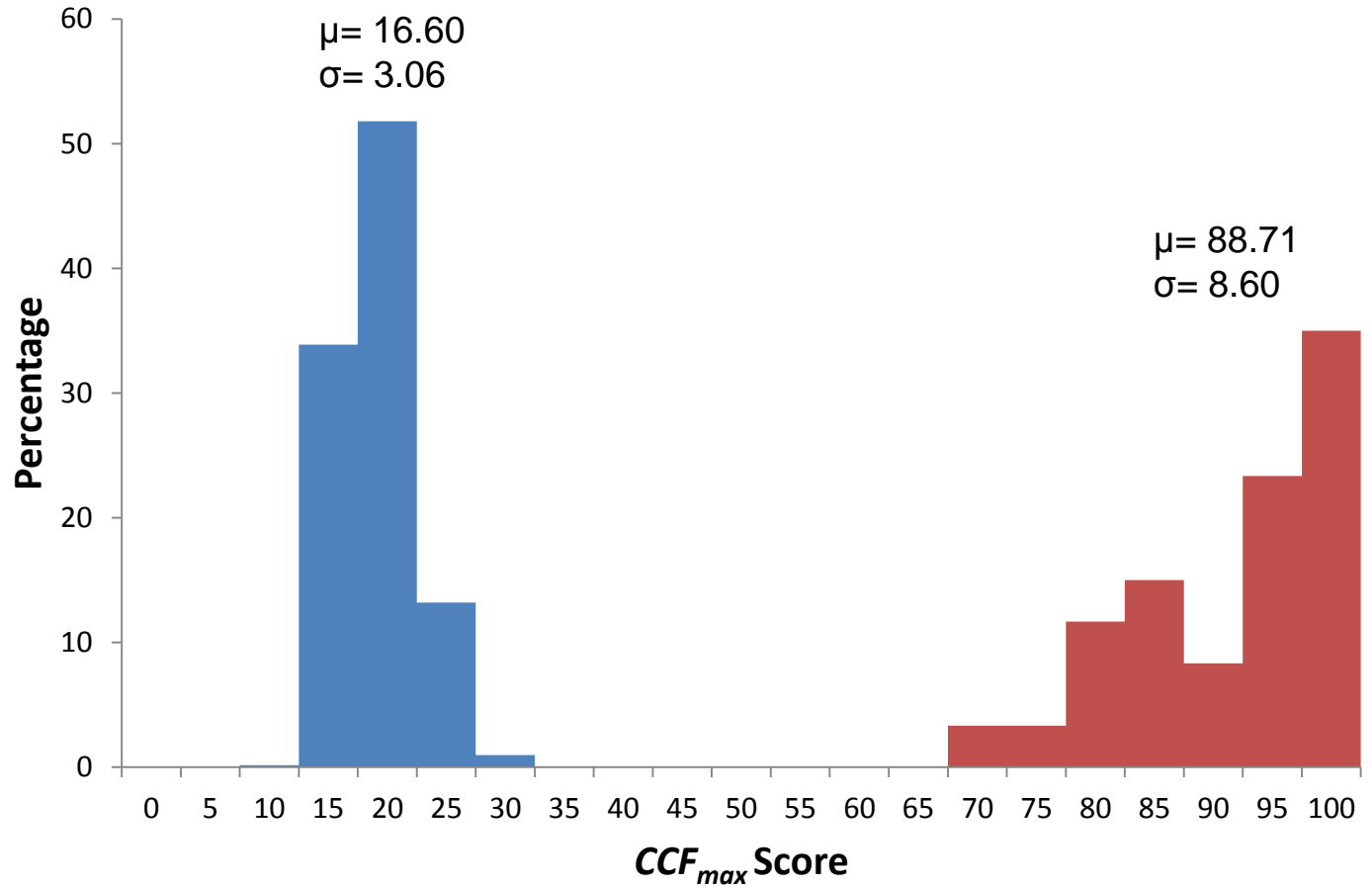
$$Rq = \left[\frac{1}{L} \int_0^L Z^2(x) dx \right]^{\frac{1}{2}} \approx \left[\frac{1}{N} \sum_{i=1}^N Z_i^2 \right]^{\frac{1}{2}}$$

$$\text{CCV}(A, B, \tau) = \lim_{L \rightarrow \infty} \left(\frac{1}{L} \int_{-L/2}^{L/2} Z_A(x) Z_B(x + \tau) dx \right)$$

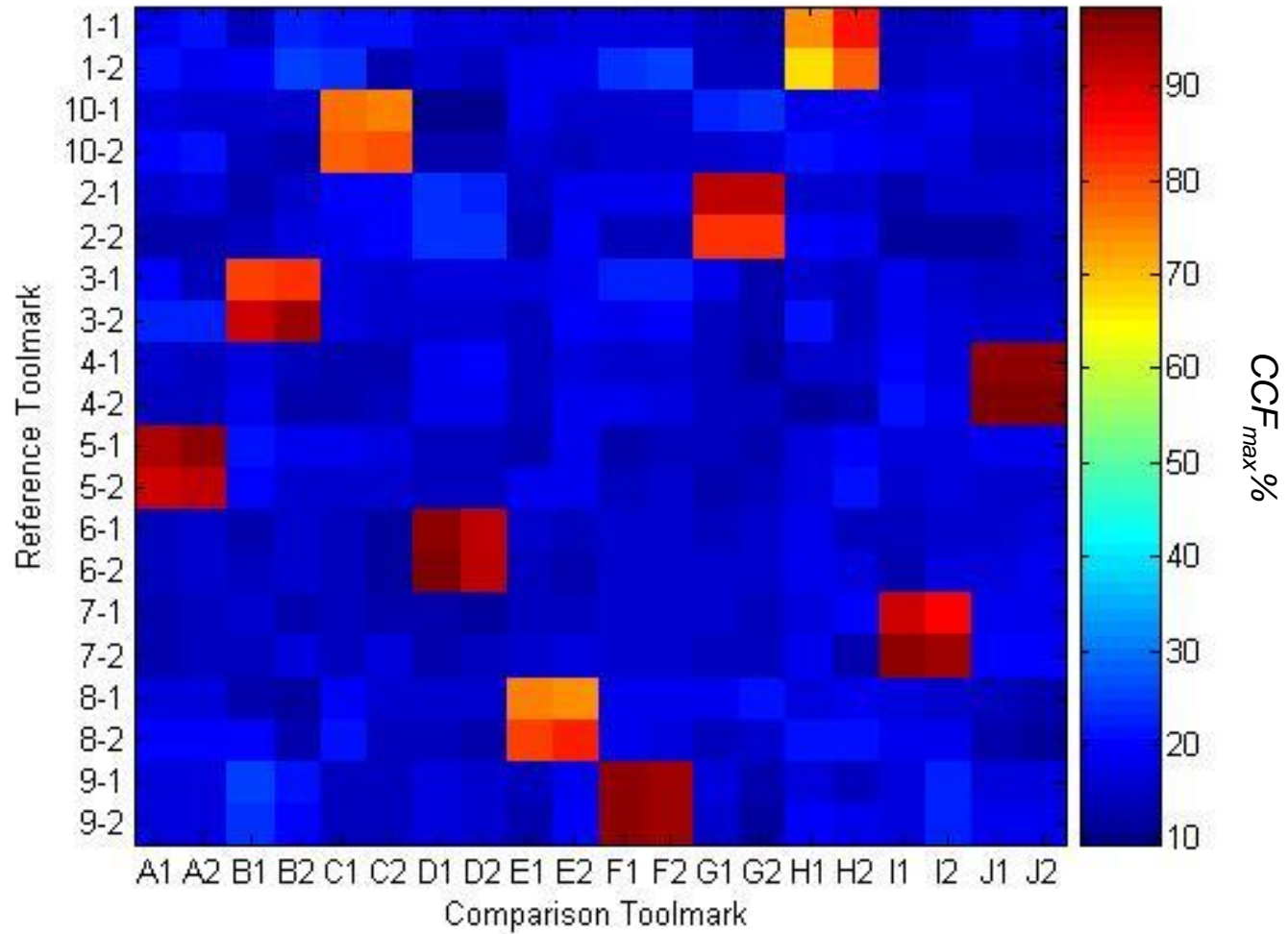
Known Toolmark Distribution



Unknown Toolmark Distribution




Unknown Toolmark Identification




10 Consecutively Manufactured Punches


- 10 consecutively manufactured punches from Western Forge (supplier to Craftsman Tools)
- 2 known marks per punch to establish known match/non-match distributions
- Hide punch identities, 2 more marks per punch (Unknown set)
- Identify unknown toolmarks using CCF_{max}




Punch – Impression Toolmark Creation




Punch – Impression Toolmark Creation



Punch – Impression Toolmark Creation



Punch – Measurement and Analysis

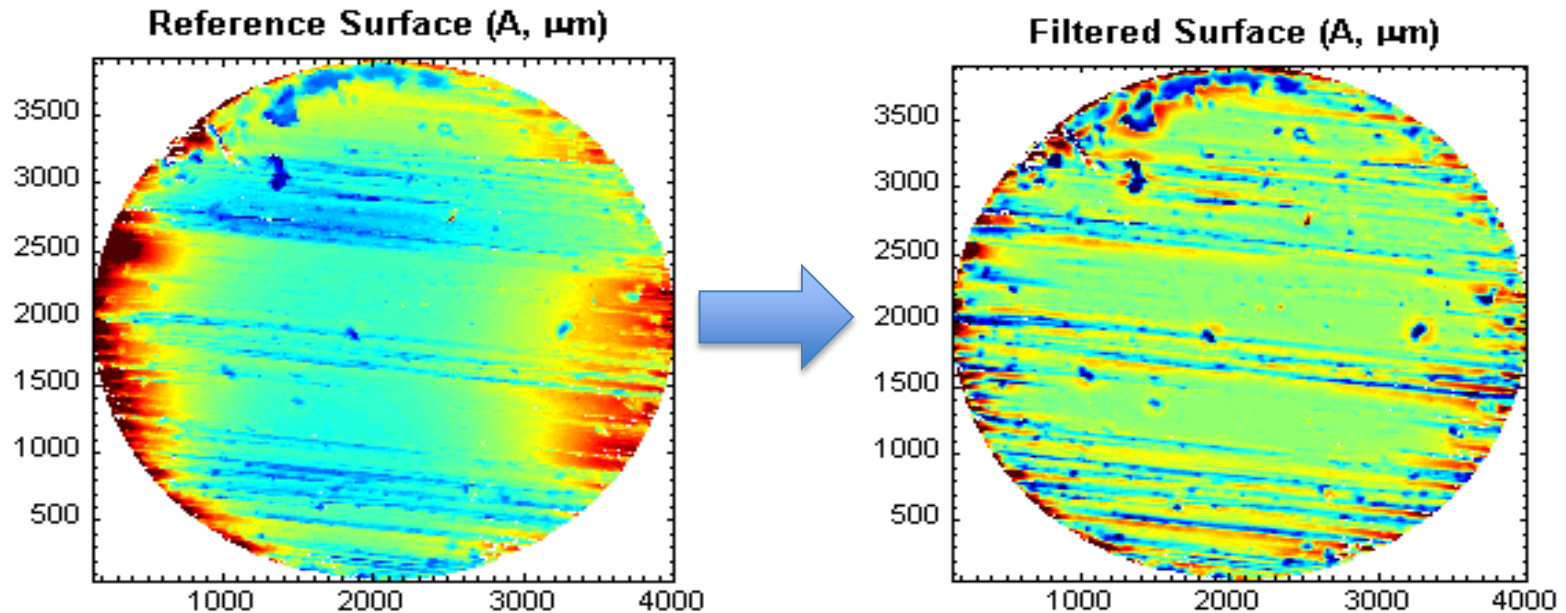


Parameters for data collection:

- 10 x objective
- Z direction step size: 0.2 μm
- Lateral Resolution: 3.125 μm
- Measured Dimension: 4.8 mm x 4.8 mm

Punch – Measurement and Analysis

Filter Parameters



Apply Gaussian filter with:

$$\lambda_L = 400 \mu\text{m}$$

$$\lambda_S = 40 \mu\text{m}$$

Three Dimensional Cross Correlation Function

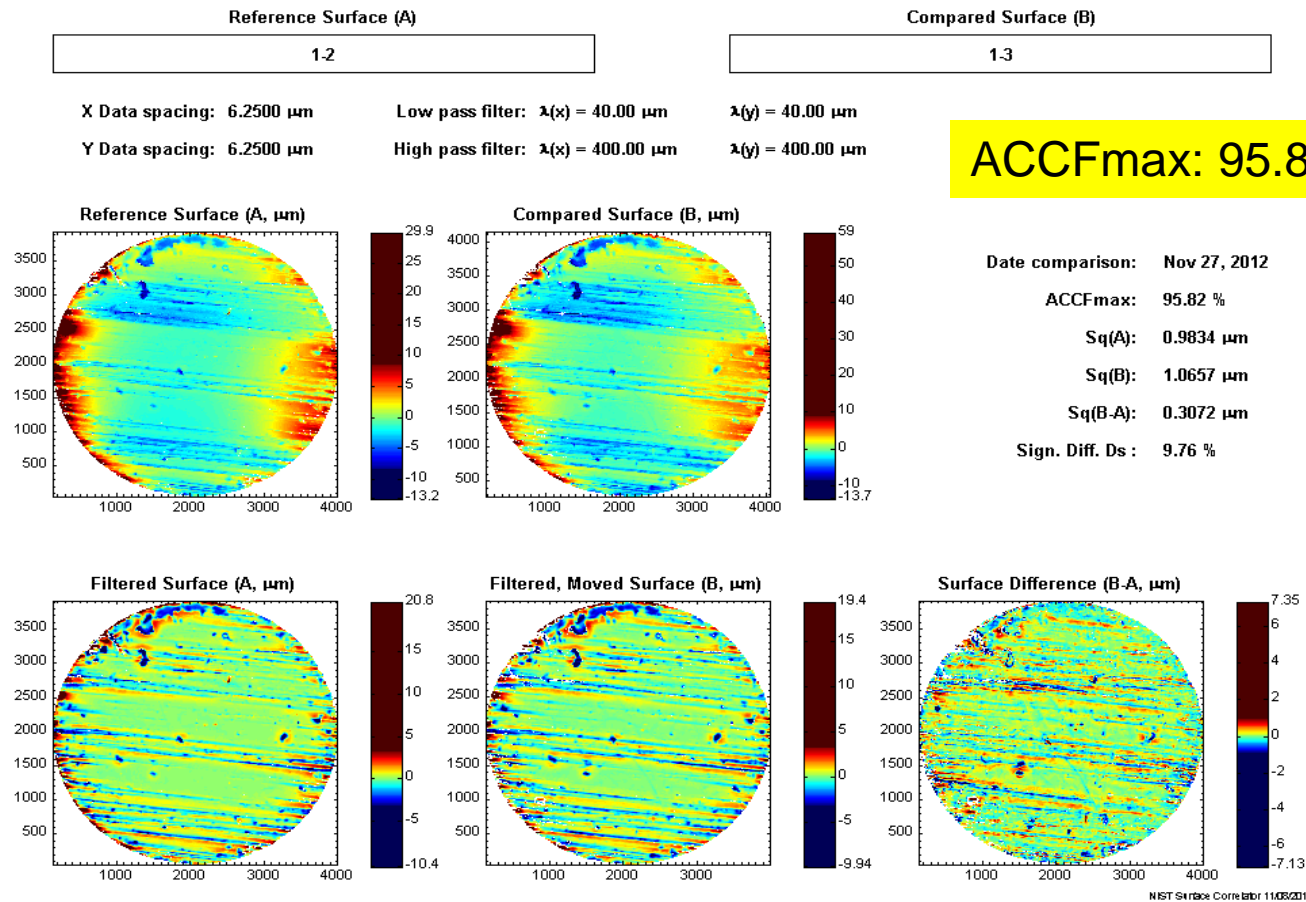
$$\text{ACCF}(A, B, \tau_x, \tau_y) = \frac{\text{ACCV}(A, B, \tau_x, \tau_y)}{\text{Sq}(A)\text{Sq}(B)}$$

$$\text{Sq} = \left[\frac{1}{L_x L_y} \int_{-L_x/2}^{L_x/2} \int_{-L_y/2}^{L_y/2} Z^2(x, y) dx dy \right]^{\frac{1}{2}} \approx \left[\frac{1}{MN} \sum_{k=1}^M \sum_{j=1}^N Z^2(j, k) \right]^{\frac{1}{2}}$$

$$\text{ACCV}(A, B, \tau_x, \tau_y) = \lim_{L_x L_y \rightarrow \infty} \left(\frac{1}{L_x L_y} \int_{-L_y/2}^{L_y/2} \int_{-L_x/2}^{L_x/2} Z_A(x, y) Z_B(x + \tau_x, y + \tau_y) dx dy \right)$$

Punch – Measurement and Analysis

- Final results of this study will be published in 2013.
- Below is an example of a matching correlation.



Example of a non-matching correlation.



X Data spacing: 6.2500 μm	Low pass filter: $\lambda(x) = 40.00 \mu\text{m}$	$\lambda(y) = 40.00 \mu\text{m}$
Y Data spacing: 6.2500 μm	High pass filter: $\lambda(x) = 400.00 \mu\text{m}$	$\lambda(y) = 400.00 \mu\text{m}$

ACCFmax: 13.38%

Date comparison: Nov 27, 2012

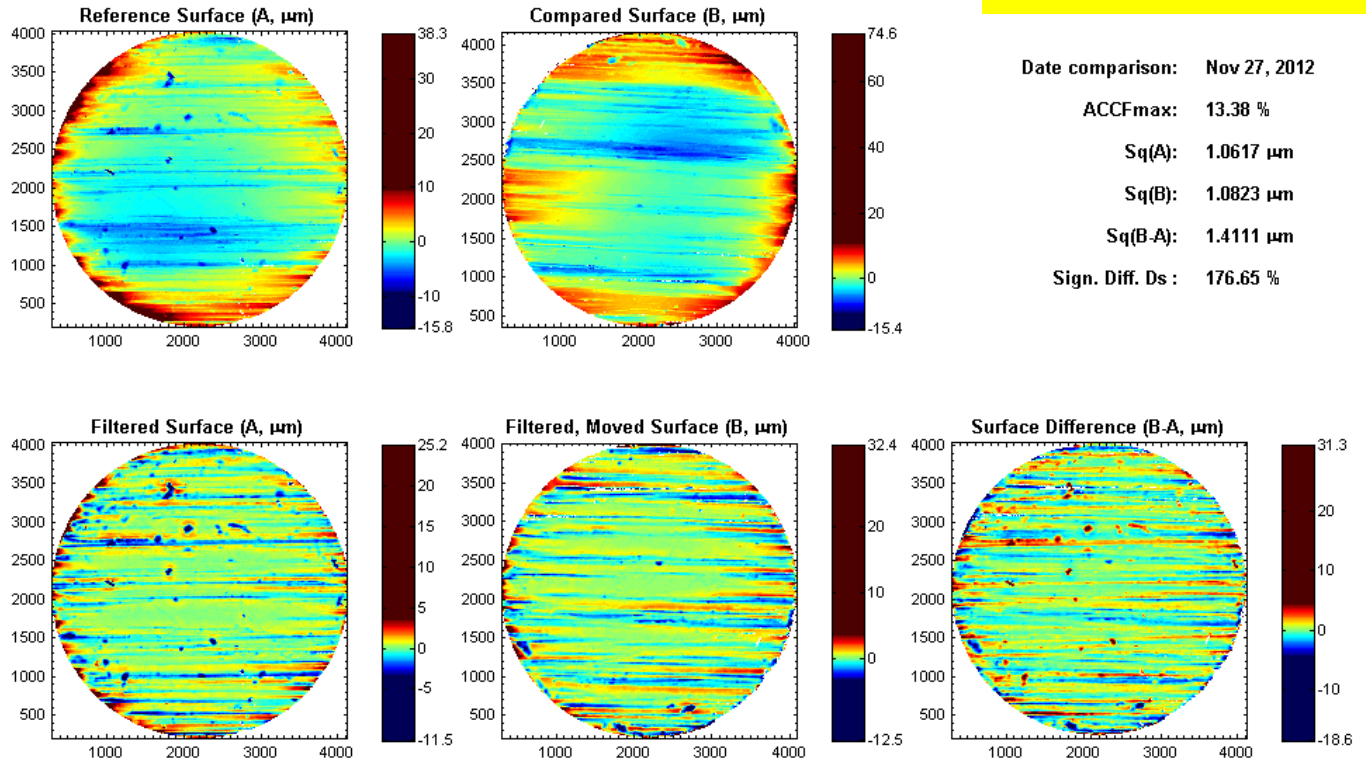
ACCFmax: 13.38 %

Sq(A): 1.0617 μm

Sq(B): 1.0823 μm

Sq(B-A): 1.4111 μm

Sign. Diff. Ds : 176.65 %



Conclusions

- 10 Consecutively Manufactured Chisels
 - The statistical distribution between the known matching and known non-matching are clearly separated with no overlap.
 - All 20 unknown striated toolmarks were correctly identified back to the chisel that created them.

- 10 Consecutively Manufactured Punches
 - To be determined

Thanks for your attention!

Questions?

alan.zheng@nist.gov