

**From:** [Juan Carlos Angarita Castellanos](#)  
**To:** [cyberframework](#)  
**Subject:** Comments to CSF 2.0 Public Draft  
**Date:** Thursday, November 9, 2023 10:06:32 PM  
**Attachments:** [Comments to NIST-CSWP-29-ipd.docx](#)

---

Good night,

I am pleased to contribute my comments on the Public Draft: The NIST Cybersecurity Framework 2.0.

With best regards,

Juan Carlos Angarita C.

[REDACTED]

CEO – IMS GLOBAL

TX, USA – Colombia – México – Brasil

<http://imglobals.com/>


Initial Public Draft

The NIST Cybersecurity Framework 2.0

## **Public Draft: The NIST Cybersecurity Framework 2.0**

**National Institute of Standards and Technology**

Released August 8, 2023



1 **Abstract**

2 The NIST Cybersecurity Framework 2.0 provides guidance to industry, government agencies,  
3 and other organizations to **manage and** reduce cybersecurity risks. It offers a taxonomy of high-  
4 level cybersecurity outcomes that can be used by any organization — regardless of its size,  
5 sector, **complexity**, or maturity — to better understand, assess, prioritize, and communicate its  
6 cybersecurity efforts. The Framework does not prescribe how outcomes should be achieved.  
7 Rather, it maps to resources that provide additional guidance on practices and controls that could  
8 be used to achieve those outcomes. This document explains Cybersecurity Framework 2.0 and  
9 its components and describes some of the many ways that it can be used.

10 **Keywords**

11 cybersecurity; Cybersecurity Framework; cybersecurity risk governance; cybersecurity risk  
12 management; cybersecurity supply chain risk management; enterprise risk management; Privacy  
13 Framework; Profiles.

14 **Acknowledgments**

15 This Framework is the result of a collaborative effort across industry, academia, and government  
16 in the United States and around the world. NIST acknowledges and thanks all of those who have  
17 contributed to this revised Framework. Information on the Framework development process,  
18 including workshops and drafts, can be found on the [NIST Cybersecurity Framework website](#).

19 Lessons learned on the use of the Framework can always be shared with NIST through  
20 [cyberframework@nist.gov](mailto:cyberframework@nist.gov).

**Commented [JA1]:** It is suggested to include the two words in red to ensure a more comprehensive cybersecurity management

21 **Table of Contents**

22 **Executive Summary** ..... 1

23 **1. Introduction** ..... 2

24 1.1. Audience ..... 3

25 1.2. Document Structure ..... 4

26 **Understanding the Framework Core** ..... 4.2.1.

27 Functions, Categories, and Subcategories ..... 5

28 2.2. Implementation Examples and Informative References ..... 7

29 **3. Using the Framework** ..... 8

30 Creating Using Framework Profiles to Understand, Assess, Prioritize, and

31 Communicate..... 8

32 Assessing and Prioritizing Cybersecurity Outcomes With the Framework ..... 12

33 Using Framework Tiers to Characterize Cybersecurity Risk Management Outcomes ... 13

34 Improving Communication With Internal and External Stakeholders Using the

35 Framework ..... 14

36 3.5. Managing Cybersecurity Risk in Supply Chains With the Framework ..... 16

37 **4. Integrating Cybersecurity Risk Management With Other Risk Management Domains**

38 **Using the Framework** .....18

39 4.1. Integrating the Cybersecurity Framework With the Privacy Framework ..... 19

40 4.2. Integrating the Cybersecurity Framework With Enterprise Risk Management ..... 20

41 **5. Next Steps** ..... 21

42 **Appendix A. Templates for Profiles and Action Plans** ..... 23

43 A.1. Notional Organizational Profile Template ..... 23

44 A.2. Notional Action Plan Template ..... 24

45 **Appendix B. Framework Tier Descriptions** ..... 26

46 **Appendix C. Framework Core** ..... 29

47 **List of Tables**

48 Table 1. Notional organizational profile template ..... 23

49 Table 2. Notional action plan template ..... 25

50 Table 3. Framework Tiers ..... 26

51 Table 4. CSF 2.0 Core Function and Category Names and Identifiers ..... 29

52 Table 5. GOVERN (GV): Establish and monitor the organization's cybersecurity risk

53 management strategy, expectations, and policy ..... 30

54 Table 6. IDENTIFY (ID): Help determine the current cybersecurity risk to the organization ..... 33

55 Table 7. PROTECT (PR): Use safeguards to prevent or reduce cybersecurity risk ..... 36

56 Table 8. DETECT (DE): Find and analyze possible cybersecurity attacks and compromises .... 40

57 Table 9. RESPOND (RS): Take action regarding a detected cybersecurity incident ..... 41

58 Table 10. RECOVER (RC): Restore assets and operations that were impacted by a

59 cybersecurity incident ..... 43

60 **List of Figures**

61 Fig. 1. Cybersecurity Framework Core ..... 5

62 Fig. 2. Framework Functions ..... 6

63 Fig. 3. Cybersecurity Framework Profiles ..... 9

64 Fig. 4. Steps for creating and using Cybersecurity Framework Profiles ..... 10

65 Fig. 5. Cybersecurity Framework Tiers ..... 13

66 Fig. 6. Using the Cybersecurity Framework to improve communication ..... 15

67 Fig. 7. Integrating cybersecurity and privacy risks ..... 19

68 Fig. 8. Cybersecurity Framework and Privacy Framework alignment ..... 20

## 69 Executive Summary

70 Cybersecurity risks are a fundamental type of risk for all organizations to manage. Potential impacts to  
71 organizations from cybersecurity risks include higher costs, lower revenue, **loss of money**, reputational  
72 damage, and the impairment of innovation **and competitiveness**. Cybersecurity risks also threaten  
73 individuals' privacy and access to essential services and can result in life-or-death consequences.

74 The NIST Cybersecurity Framework (Framework or CSF) 2.0 provides guidance for **managing**  
75 **and** reducing cybersecurity risks by helping organizations to understand, assess, prioritize, and  
76 communicate about those risks and the actions that will reduce them.

77 Those actions are intended to address cybersecurity outcomes described within the CSF Core.  
78 These high-level outcomes can be understood by a broad audience, including executives,  
79 government officials, and others who may not be cybersecurity professionals. The outcomes are  
80 sector- and technology-neutral, so they provide organizations with the flexibility needed to  
81 address their unique risk, technology, and mission considerations. These outcomes can be used to  
82 focus on and implement strategic decisions that improve cybersecurity postures (or state) while  
83 also considering organizational priorities and available resources.

84 The CSF Core also includes examples of how each outcome can be achieved along with  
85 references to additional guidance. Together these help an organization address its cybersecurity  
86 priorities. The CSF also describes the concepts of Profiles and Tiers, which are tools to help  
87 organizations put the CSF into practice and set priorities for where they need or want to be in  
88 terms of reducing cybersecurity risks.

89 The CSF is a foundational resource that is adopted voluntarily and through governmental policies  
90 and mandates. Its enduring and flexible nature transcends sectors, technologies, and national  
91 borders. The updates in CSF 2.0 address changes in technologies and cybersecurity risk.

92 The CSF should be used in conjunction with other resources (e.g., frameworks, standards,  
93 guidelines, and leading practices) to better manage cybersecurity risks and to inform overall  
94 management of cybersecurity and other risks at an enterprise level. Supplemental guidance to  
95 this Framework will be developed and available on the [NIST Cybersecurity Framework website](#).

**Commented [JA2]:** It is suggested to include the two words in red to improve the concept of cybersecurity risk.

## 96 1. Introduction

97 The NIST Cybersecurity Framework (Framework or CSF) describes essential cybersecurity  
 98 outcomes that can help an organization **manage and** reduce its cybersecurity risk. The voluntary  
 99 Framework is not a one-size-fits-all approach to managing cybersecurity risks. Organizations  
 100 will continue to have unique **or specific** risks - including different **assets, vulnerabilities, threats,**  
 101 and risk tolerances, as well as unique mission objectives and requirements across sectors. Thus,  
 102 organizations' implementations of the Framework, and approaches to managing risk, will vary.  
 103 This collection of cybersecurity outcomes creates a taxonomy and structure that can be used to  
 104 understand, assess, prioritize, and communicate about cybersecurity risks.

### 105 • Understand and Assess:

- 106 ○ Describe an organization's current or target cybersecurity posture within and across  
107 organizations, sectors, or business units.
- 108 ○ Determine where an organization may have cybersecurity gaps, including with  
109 respect to existing or emerging threats or technologies, and assess progress toward  
110 addressing those gaps.
- 111 ○ Align policy, business, and technological approaches to managing cybersecurity risks  
112 across an entire organization or in a more focused area, such as a portion of the  
113 organization, a specific technology, or technology suppliers.

### 114 • Prioritize:

- 115 ○ Prioritize opportunities to improve cybersecurity risk management.
- 116 ○ Identify, organize, and prioritize actions for reducing cybersecurity risks that align  
117 with the organization's mission, legal and regulatory requirements, and risk  
118 management and governance expectations.
- 119 ○ Inform decisions about cybersecurity-related workforce needs and capabilities.

### 120 • Communicate:

- 121 ○ Provide a common language for communicating with internal and external parties  
122 about cybersecurity risks, capabilities, needs, and expectations.
- 123 ○ Complement an organization's risk management process by presenting a concise way  
124 for executives and others to distill the fundamental concepts of cybersecurity risk so  
125 that they express at a high level risks to be managed and how their organization uses  
126 cybersecurity standards, guidelines, and practices.

127 The Framework can be used by organizations whose cybersecurity programs are at different  
 128 stages of maturity. An organization with an existing cybersecurity program can leverage the  
 129 Framework to identify opportunities to strengthen and communicate its management of  
 130 cybersecurity risk while considering its existing practices and needed changes. An organization  
 131 without an existing cybersecurity program can use the Framework as a starting point and  
 132 reference to establish one.

**Commented [JA3]:** It is suggested to include the two words in red to ensure the alignment with the introduction (in terms of risk management) and the reference to the assets (information and technology) which are in the sight of cyber-criminals.

While many cybersecurity risk management activities focus on conditions that may prevent mission objectives from being achieved, it is important to also note conditions that may enable or accentuate mission achievement. Actions to reduce cybersecurity risk might benefit the organization in other ways, like increasing revenue (e.g., offering excess facility space to a commercial hosting provider for hosting their own and other organizations' data centers, then moving a major financial system from the organization's in-house data center to the hosting provider to reduce cybersecurity risk).

133  
134 The Framework should be used in conjunction with other resources to better manage  
135 cybersecurity risks. The outcomes are based on and are mapped to existing global standards,  
136 guidelines, and practices. Organizations can use the Framework to efficiently scale their  
137 cybersecurity programs, address the dynamic and global nature of cybersecurity risks, and adapt  
138 to technological advances and business and legal requirements. The Framework applies to all  
139 information and communications technology (ICT), including information technology (IT), the  
140 Internet of Things (IoT), and operational technology (OT) used by an organization. It also applies  
141 to all types of technology environments, including cloud, mobile, and artificial intelligence  
142 systems. The Framework is forward-looking and is intended to apply to future changes in  
143 technologies and environments.

#### 144 **1.1. Audience**

145 The Framework is designed to be used by organizations of all sizes and sectors, including  
146 industry, government, academia, and non-profit organizations. The Framework's taxonomy and  
147 referenced standards, guidelines, and practices are not country-specific, and previous versions of  
148 the Framework have been successfully leveraged by many governments and other organizations  
149 outside of the United States.

150 The primary audience for the Framework consists of those responsible for developing and  
151 leading a cybersecurity program. The Framework can also be used by others involved in  
152 managing risk — including executives, boards of directors, acquisition professionals, technology  
153 professionals, risk managers, lawyers, human resources specialists, and cybersecurity and risk  
154 management auditors — to guide their cybersecurity-related decisions.

155 Additionally, the Framework can be useful to policymakers (such as associations, professional  
156 organizations, and regulators) to set and communicate priorities for cybersecurity risk  
157 management.



[Executive Order 13636](#), *Improving Critical Infrastructure Cybersecurity*, issued in February 2013, directed NIST “to lead the development of a framework to reduce cyber risks to critical infrastructure.” The [Cybersecurity Enhancement Act of 2014](#) directed NIST to “on an ongoing basis, facilitate and support the development of a voluntary, consensus-based, industry-led set of standards, guidelines, best practices, methodologies, procedures, and processes to cost-effectively reduce cyber risks to critical infrastructure.” NIST published Framework Version 1.0 in 2014 and updated the Framework to 1.1 in 2018.

Since then, Congress has explicitly directed NIST to consider small business concerns (in the [NIST Small Business Cybersecurity Act](#)) and the needs of institutions of higher education (in the [CHIPS and Science Act](#)) in the Framework. While Version 2.0 can be used by any organization, NIST will continue to build additional resources to help implement the Framework, including an updated NIST Special Publication (SP) 1271, [Getting Started with the NIST Cybersecurity Framework: A Quick Start Guide](#). All resources will be publicly available on the [NIST Cybersecurity Framework website](#).

158

## 159 1.2. Document Structure

160 This document contains the following sections and appendices:

- 161 • Section 2 explains the basics of the Framework Core: Functions, Categories,  
162 Subcategories, Implementation Examples, and Informative References.
- 163 • Section 3 provides an overview of common uses for the Framework, including through  
164 Current and Target Profiles, as well as guidance on using the Framework to understand,  
165 assess, prioritize, and communicate cybersecurity efforts and cybersecurity supply chain  
166 risk management efforts.
- 167 • Section 4 discusses using the Framework to help integrate cybersecurity risk management  
168 with other types of risk management.
- 169 • Section 5 briefly outlines next steps for readers who want to use the Framework.
- 170 • Appendix A offers notional templates for Framework Profiles and action plans.
- 171 • Appendix B describes the Framework Tiers.
- 172 • Appendix C provides the Framework Core.

## 173 2. Understanding the Framework Core

174 The Framework Core provides a set of cybersecurity *outcomes* (arranged by Function, Category,  
175 and Subcategory), examples of how those outcomes might be achieved (Implementation  
176 Examples), and references to additional guidance on how to achieve those outcomes  
177 (Informative References), as depicted in Fig. 1. The cybersecurity outcome statements in the  
178 Core reflect activities across sectors and are technology-neutral. They are not a checklist of  
179 actions to perform; the specific actions taken to achieve a cybersecurity outcome will vary by  
180 organization and use case, as will the individual responsible for those actions. Additionally, the  
181 order of Functions, Categories, and Subcategories in the Core is not intended to imply the

182 sequence by which they should be implemented or their relative importance. The ordering of the  
 183 Core is intended to resonate most with those charged with operationalizing risk management  
 184 within an organization.

185 This section explains the basics of the Framework Core. See Appendix C for the Framework  
 186 Core’s descriptions of the Functions, Categories, and Subcategories.

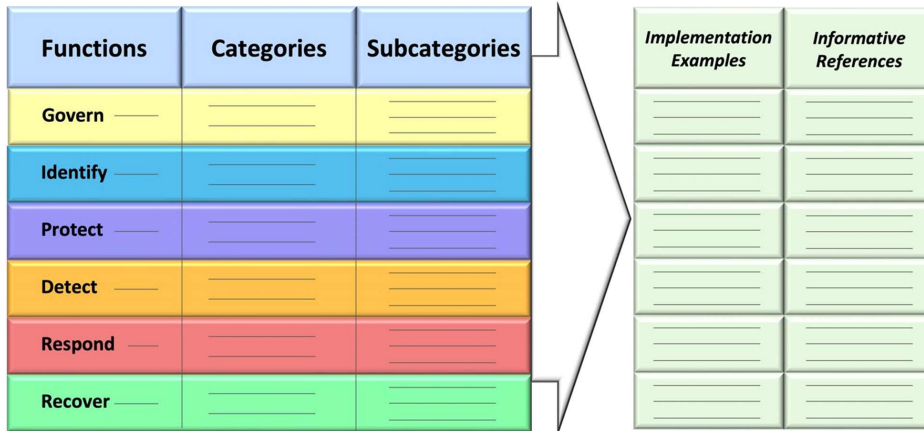


Fig. 1. Cybersecurity Framework Core

187  
 188

189 **2.1. Functions, Categories, and Subcategories**

190 The Framework Core **Functions** — GOVERN, IDENTIFY, PROTECT, DETECT, RESPOND, and  
 191 RECOVER — organize cybersecurity outcomes at their highest level.

- 192 • **GOVERN (GV)** – *Establish and monitor the organization’s cybersecurity risk management*  
 193 *strategy, expectations, and policy.* The GOVERN Function is cross-cutting and provides  
 194 outcomes to inform how an organization will achieve and prioritize the outcomes of the  
 195 other five Functions in the context of its mission, **the applicable requirements**, and  
 196 stakeholder expectations. Governance activities are critical for incorporating cybersecurity  
 197 into an organization’s broader enterprise risk management strategy. GOVERN directs an  
 198 understanding of organizational context; the establishment of cybersecurity strategy and  
 199 cybersecurity supply chain risk management; roles, responsibilities, and authorities;  
 200 policies, processes, and procedures; and the oversight of cybersecurity strategy.
- 201 • **IDENTIFY (ID)** – *Help determine the current cybersecurity risk to the organization.*  
 202 Understanding its assets (e.g., data, hardware, software, systems, facilities, services,  
 203 people) and the related cybersecurity risks enables an organization to focus and prioritize  
 204 its efforts in a manner consistent with its risk management strategy and the mission needs  
 205 identified under GOVERN. This Function also includes the identification of improvements  
 206 needed for the organization’s policies, processes, procedures, and practices supporting  
 207 cybersecurity risk management to inform efforts under all six Functions.

**Commented [JA4]:** Governance must include the perspective of compliance (as a part of the context).

- 208 • **PROTECT (PR)** – *Use safeguards to prevent or reduce cybersecurity risk.* Once assets and  
 209 risks are identified and prioritized, PROTECT supports the ability to secure those assets to  
 210 prevent or lower the likelihood and impact of adverse cybersecurity events. Outcomes  
 211 covered by this Function include awareness and training; data security; identity  
 212 management, authentication, and access control; platform security (i.e., securing the  
 213 hardware, software, and services of physical and virtual platforms); and the resilience of  
 214 technology infrastructure.
- 215 • **DETECT (DE)** – *Find and analyze possible cybersecurity attacks and compromises.*  
 216 DETECT enables timely discovery and analysis of anomalies, indicators of compromise,  
 217 and other potentially adverse cybersecurity events that may indicate that cybersecurity  
 218 attacks and incidents are occurring.
- 219 • **RESPOND (RS)** – *Take action regarding a detected cybersecurity incident.* RESPOND  
 220 supports the ability to contain the impact of cybersecurity incidents. Outcomes within this  
 221 Function cover incident management, analysis, mitigation, reporting, and communication.
- 222 • **RECOVER (RC)** – *Restore assets and operations that were impacted by a cybersecurity*  
 223 *incident.* RECOVER supports timely restoration of normal operations to reduce the impact  
 224 of cybersecurity incidents and enable appropriate communication during recovery efforts.

225 Fig. 2 shows the CSF Functions as a wheel because all Framework Functions relate to one  
 226 another. For example, an organization will categorize assets under IDENTIFY and take steps to  
 227 secure those assets under PROTECT. Investments in planning and testing in the GOVERN and  
 228 IDENTIFY Functions will support timely incident response and recovery actions for cybersecurity  
 229 incidents in the RESPOND and RECOVER Functions. GOVERN is in the center of the wheel because  
 230 it informs how an organization will implement the other five Functions.



231  
 232 Fig. 2. Framework Functions

233  
 234 To form and maintain a culture that addresses dynamic cybersecurity risk, the Functions should  
 235 be addressed concurrently. Actions supporting GOVERN, IDENTIFY, PROTECT, and DETECT should

236 all happen continuously, and actions supporting RESPOND and RECOVER should be ready at all  
237 times and happen when cybersecurity incidents occur. All Functions have vital roles related to  
238 incidents; GOVERN, IDENTIFY, and PROTECT outcomes help prevent and prepare for cybersecurity  
239 incidents, while GOVERN, DETECT, RESPOND, and RECOVER outcomes help discover and manage  
240 cybersecurity incidents.

241 **Categories** are the subdivisions of a Function into groups of related cybersecurity outcomes.

242 **Subcategories** further divide a Category into specific outcomes of technical and management  
243 activities. They are not exhaustive, but they help to achieve the outcomes in each Category.

## 244 2.2. Implementation Examples and Informative References

245 The Framework Core also provides two types of additional resources with information to help  
246 achieve the outcomes described in the Core's Functions, Categories, and Subcategories.

247 • **Informative References** are standards, guidelines, regulations, and other resources to  
248 help inform how an organization achieves the Functions, Categories, and Subcategories.  
249 In some cases, the Informative Reference is more specific than a Subcategory, such as a  
250 control from [SP 800-53](#), *Security and Privacy Controls for Information Systems and*  
251 *Organizations*. In that case, more than one control would be used to achieve the outcome  
252 described in one Subcategory. In other cases, organizations may leverage higher-level  
253 policies or requirements that address one or more Subcategories. Informative References  
254 can also be sector- or technology-specific. In using the Framework, each organization  
255 will identify applicable Informative References.

256 • **Implementation Examples** provide notional examples of concise, action-oriented steps  
257 to help achieve the outcomes of the Subcategories in addition to the guidance provided by  
258 Informative References. The examples are not a comprehensive list of all actions that  
259 could be taken by an organization to achieve an outcome, nor do they represent a baseline  
260 of required actions to address cybersecurity risk.

261 While Informative References and Implementation Examples are considered part of the Core,  
262 they will be maintained separately in an online format on the NIST Cybersecurity Framework  
263 website (leveraging the NIST [Cybersecurity and Privacy Reference Tool](#) [CPRT]) to allow for  
264 more frequent updates. Informative References may be submitted at any time through the NIST  
265 [National Online Informative References \(OLIR\)](#) program.

266 The Framework Core can be used to identify opportunities for new or revised standards,  
267 guidelines, or practices where additional Informative References would help organizations  
268 address emerging needs. An organization implementing a given Subcategory might discover that  
269 there are few Informative References, if any, for a specific activity. In that case, the organization  
270 might collaborate with technology leaders and standards bodies to draft, develop, and coordinate  
271 standards, guidelines, or practices. Similarly, an organization might determine that additional  
272 Implementation Examples would help others better understand an emerging need. NIST  
273 encourages submissions of new Examples for consideration at any time. Suggestions may be sent  
274 to [cyberframework@nist.gov](mailto:cyberframework@nist.gov).

### 275 3. Using the Framework

276 The Framework can be used in numerous ways. Its use will vary based on an organization's  
 277 unique mission, **assets**, risks and **the applicable requirements**. With an understanding of stakeholder  
 278 expectations and risk appetite and tolerance (as outlined in GOVERN), organizations can prioritize  
 279 cybersecurity activities, enabling them to make informed decisions about cybersecurity expenditures and  
 280 actions. Organizations may choose to handle risk in different ways — including mitigating, transferring,  
 281 avoiding, or accepting the risks — depending on the potential impacts. Importantly, organizations can use  
 282 the Framework both internally and to oversee third parties.

The Cybersecurity Framework provides a flexible and risk-based implementation that can be used with a broad array of cybersecurity risk management processes, such as [International Organization for Standardization \(ISO\) 31000:2018](#); [ISO/International Electrotechnical Commission \(IEC\) 27005:2022](#); [SP 800-37, Risk Management Framework for Information Systems and Organizations: A System Life Cycle Approach for Security and Privacy](#); and the [Electricity Subsector Cybersecurity Risk Management Process \(RMP\) guideline](#).

283  
284  
285

286 This section explains several ways that organizations can use the Framework:

- 287 • Create and use Framework Profiles to understand, assess, and communicate the organization's  
 288 current or target cybersecurity posture in terms of the Framework Core's cybersecurity  
 289 outcomes, and prioritize outcomes for achieving the target cybersecurity posture. (Section 3.1)
- 290 • Assess the organization's achievement of cybersecurity outcomes. (Section 3.2)
- 291 • Characterize cybersecurity risk management outcomes with Framework Tiers. (Section 3.3)
- 292 • Improve cybersecurity communication with internal and external stakeholders. (Section 3.4)
- 293 • Manage cybersecurity risk throughout supply chains. (Section 3.5)

294 Regardless of the application of the Framework, organizations likely will find it helpful to think  
 295 of the Framework as guidance to help them to understand, assess, prioritize, and communicate  
 296 about those cybersecurity risks and the actions that will reduce those risks. The outcomes which  
 297 are selected can be used to focus on and implement strategic decisions to improve an  
 298 organization's cybersecurity posture (or state), taking into account its priorities and available  
 299 resources.

#### 300 3.1. Creating and Using Framework Profiles to Understand, Assess, Prioritize, 301 and Communicate 302

303 The Framework's mechanism for describing an organization's current or target cybersecurity  
 304 posture in terms of the Core's outcomes is called a *Framework Profile* (Profile).

**Commented [JA5]:** Assets and requirements are key factors in how any framework or standard is applied to manage cybersecurity.

305 Profiles are used to understand, assess, prioritize, and tailor the sector- and technology-neutral  
 306 Core outcomes (i.e., Functions, Categories, and Subcategories) based on an organization’s  
 307 mission objectives, stakeholder expectations, threat environment, and requirements and leading  
 308 practices, including those for specific sectors or technologies, as Fig. 3 illustrates. Organizations  
 309 then can prioritize their actions to achieve specific outcomes and communicate that information  
 310 to internal and external stakeholders. Appendix A provides a notional Profile template.

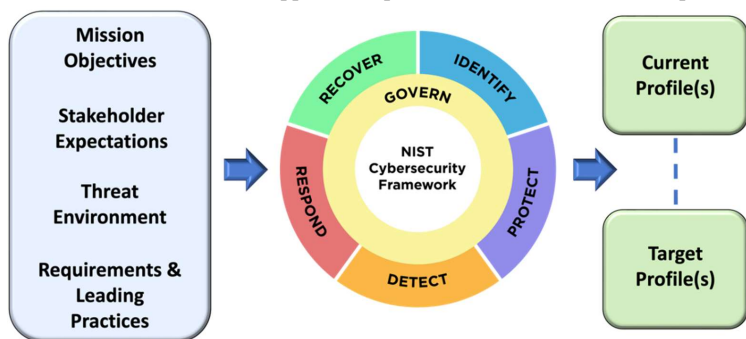


Fig. 3. Cybersecurity Framework Profiles

311  
312

313 There are two types of Profiles:

- 314 • A *Current Profile* covers the Core’s outcomes that an organization is currently achieving  
 315 (or attempting to achieve) and characterizes how or to what extent each outcome is being  
 316 achieved.
- 317 • A *Target Profile* covers the desired outcomes that an organization has selected and  
 318 prioritized from the Core for achieving its cybersecurity risk management objectives. A  
 319 Target Profile takes into account anticipated changes to the organization’s cybersecurity  
 320 posture, such as new requirements, new technology adoption, and cybersecurity threat  
 321 intelligence trends.

322 Some organizations prefer to create a Current Profile first — for example, an organization that  
 323 wants to review its current efforts first and then think about areas for improvement. Others prefer  
 324 to start with a Target Profile to work toward. For example, an organization that needs to meet a  
 325 set of new requirements might focus on developing its Target Profile first and in the course of  
 326 doing so, also determine its current cybersecurity posture for its Current Profile.

A *Community Profile* is a Target Profile created to address shared interests and goals among a group of organizations. Organizations can consider using it as the basis for their own Target Profile. An example of a Community Profile is one developed for a sector or subsector, or for a specific use case or technology. A Community Profile could be developed by organizations collaboratively, or it could be developed by one organization for others to use. Examples of CSF 1.1 Community Profiles can be found on the NIST Cybersecurity Framework website, which NIST will update as new Community Profiles are developed for CSF 2.0.

327

### 3.1.1. Ways to Use Profiles

Organizations can create and use Profiles to utilize the full capabilities of the Framework (as discussed in Section 1). While organizations can use the Framework without Profiles, they provide the opportunity to develop a prioritized roadmap to achieve the cybersecurity outcomes of the Framework. There are many ways to use Profiles, including to:

- Compare current cybersecurity practices to sector-specific standards and regulatory requirements
- Document the Informative References (e.g., standards, guidelines, and policies) and the practices (e.g., procedures and safeguards) currently in place and planned in the future
- Set cybersecurity goals for the organization, identify gaps between current practices and the goals, and plan how to address the gaps in a cost-effective manner
- Prioritize cybersecurity outcomes
- Assess progress toward achieving the organization’s cybersecurity goals
- Determine where the organization may have cybersecurity gaps with respect to an emerging threat or a new technology
- Communicate about the cybersecurity capabilities an organization provides — for example, to business partners or to prospective customers of the organization’s technology products and services
- Express the organization’s cybersecurity requirements and expectations to suppliers, partners, and other third parties
- Integrate cybersecurity and privacy risk management programs by analyzing gaps between NIST Cybersecurity and Privacy Framework Profiles

### 3.1.2. Steps for Creating and Using Profiles

The steps described below and summarized in Fig. 4 illustrate one way an organization could use Current and Target Profiles to help inform continuous improvement of its cybersecurity:

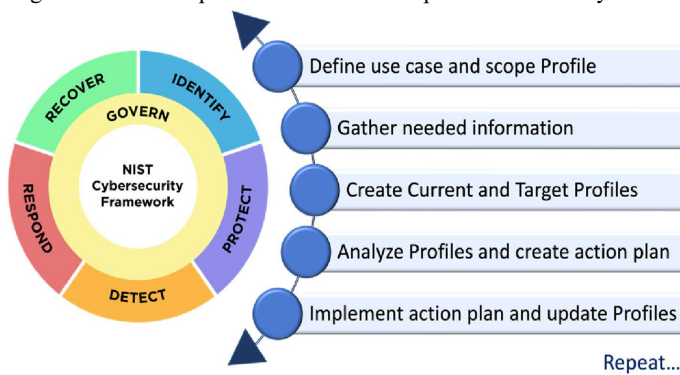


Fig. 4. Steps for creating and using Cybersecurity Framework Profiles



- 355 1. **Define the use case for the Profiles.** The use case defines the high-level facts and  
356 assumptions on which the Profiles will be based, as a way of scoping the Profiles. This  
357 can include:
- 358 • The reason for creating the Profiles
  - 359 • The organization’s divisions, information and technology assets, services, and other  
360 elements that are in scope for these Profiles
  - 361 • Those who will develop, review, and operationalize the Profiles
  - 362 • The individuals who set expectations for actions to achieve cybersecurity outcomes
- 363 2. **Gather the information needed to prepare the Profiles.** An organization can gather  
364 relevant resources prior to preparing the Profiles, such as (i) organizational policies, (ii)  
365 risk management priorities and resources, (iii) information, technology, infrastructure,  
366 and cybersecurity requirements and standards followed by the organization, and work  
367 roles. Understanding cybersecurity governance — such as identifying the organization’s  
368 mission, its stakeholders, and their needs and expectations, as outlined in the GOVERN  
369 Function — is generally needed for preparing a Target Profile.
- 370 3. **Create Current and Target Profiles.** Determine what types of supporting information  
371 (also known as *elements*) each Profile should include for each of the selected Framework  
372 outcomes, and fill in the elements for each selected outcome. Consider the risk  
373 implications of the current state to inform target state planning and prioritization.  
374 Appendix A provides a notional template for Current and Target Profiles and examples of  
375 common elements that organizations can choose to use. Examples of elements in a Profile  
376 for each outcome Category or Subcategory include the outcome’s priority compared to  
377 other outcomes; current status in achieving the outcome; policies, processes, and  
378 procedures; practices, including tools and responsibilities; metrics and measurements;  
379 informative references; and any other supporting information that an organization  
380 considers helpful. Organizations documenting responsibilities may employ the [Workforce  
381 Framework for Cybersecurity \(NICE Framework\)](#), which provides a common lexicon for  
382 describing cybersecurity work.
- 383 4. **Analyze the Profiles and create an action plan.** Identifying and analyzing the  
384 differences between the Current and Target Profiles enables an organization to identify  
385 gaps and develop a prioritized action plan for addressing those gaps to improve  
386 cybersecurity. This plan should consider mission drivers, benefits, risks, and necessary  
387 resources (e.g., staffing, funding). Using Profiles in this manner helps an organization  
388 make better-informed decisions about how to improve cybersecurity risk management in  
389 a cost-effective manner. Appendix A provides a notional action plan template.
- 390 5. **Implement the action plan and update the Profiles.** The organization follows the  
391 action plan to adjust its cybersecurity practices to address gaps and move toward the  
392 Target Profile. Improving an organization’s cybersecurity program is a continuous effort,  
393 and implementing an action plan can take months or years. At frequencies defined by the  
394 organization, the Current Profile should be updated to assess progress and the Target  
395 Profile should be updated to reflect changes in the organization and its cybersecurity risk.

**Commented [JCAC6]:** A common mistake is only observe direct cybersecurity requirements; however, there are an important set of requirements related to the secure and sage management of information, technology and infrastructure that should be observed for a comprehensive cybersecurity solution.



396 Over time, changes in either or both Profiles will require revising the action plan and  
397 repeating these steps. Given the importance of continual improvement, an organization  
398 can repeat the steps as often as needed.

399 Profile development can be improved through communication across an organization, including  
400 but not limited to key stakeholders from executive leadership, risk management, security, legal,  
401 human resources, acquisition, and operations. For example, Profile developers can reach out to  
402 leaders within the organization to confirm which resources (e.g., facilities, personnel, systems)  
403 are most relevant to achieving the objectives (e.g., for a business unit). Those leaders can then  
404 share their risk-related expectations for the selected resources with the implementers. By using  
405 Current and Target Profiles, cybersecurity planning and monitoring are tightly tied to  
406 organizational objectives, and mission-level planners can understand the residual risk of  
407 uncertainty in terms of likelihood and impact to the mission.

408 An organization may choose to develop multiple Profiles that each address a different use case  
409 and scope. This can enable better prioritization of activities and outcomes where there may be  
410 differing degrees of cybersecurity risk while still allowing an organization to use the overarching  
411 Framework structure for consistency across use cases. Examples include describing a  
412 cybersecurity outcome posture for:

- 413 • An entire enterprise
- 414 • Each of an organization's major business units
- 415 • Business partners or suppliers
- 416 • Each of an organization's most critical systems
- 417 • **Processes, Technologies,** Products or services with cybersecurity requirements

### 418 **3.2. Assessing and Prioritizing Cybersecurity Outcomes With the Framework**

419 Step 3, "Create Current and Target Profiles" in Section 3.1 mentions that creating Profiles means  
420 filling in the elements for each selected Core outcome. Each organization needs to determine the  
421 values to enter into its own Profiles. The Framework does not prescribe specific standards,  
422 guidelines, or practices to meet the outcomes. Rather, it gives organizations the flexibility to  
423 assess their own cybersecurity outcomes in different ways and does not prescribe a single  
424 approach.

425 For organizations that already assess their cybersecurity risk management practices on a regular  
426 basis, the results from recent self-assessments or third-party assessments may provide much of  
427 the data needed to create Current Profiles, which capture the as-implemented state of Framework  
428 outcomes. Organizations that use the Framework are encouraged to begin with their existing  
429 cybersecurity risk assessments and risk management processes.

430 An organization may choose to conduct an assessment and document the results by comparing  
431 the Current and Target Profiles. Assessment results can help to determine if practices are in place  
432 and identify and prioritize opportunities for improvement in Profiles.

433 Organizations can identify metrics to help prioritize and demonstrate progress from Current to  
434 Target Profiles. Organizations are encouraged to innovate and customize how they incorporate  
435 measurement into their application of the Framework. See the [NIST Cybersecurity Measurement](#)

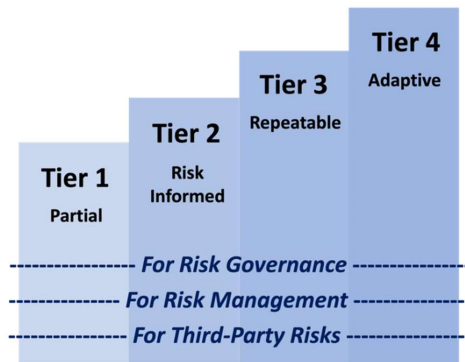
**Commented [JCACT7]:** A complete posture should include processes and technologies

436 project page for more information, including a pointer to the latest version of SP 800-55,  
 437 [Performance Measurement Guide for Information Security](#).

438 The Framework offers an opportunity to explore or adjust methodologies for measurement and  
 439 assessment.<sup>1</sup> For example, key stakeholders could discuss what to include in the organization's  
 440 Current and Target Profiles, such as selected Informative References, roles and responsibilities,  
 441 tools, and policies, processes, procedures, and practices. The stakeholders could also discuss  
 442 what assessment and measurement approaches can be used for those topics, and how the  
 443 approaches can provide information to support decisions about the organization's cybersecurity  
 444 posture.

### 445 3.3. Using Framework Tiers to Characterize Cybersecurity Risk Management 446 Outcomes

447 The selection of Framework Tiers (Tiers) helps set the overall tone for how cybersecurity risks  
 448 will be managed within the organization, and determine the effort required to reach a selected  
 449 Tier. Organizations can choose to use the Tiers found in Appendix B to inform their Current and  
 450 Target Profiles. Tiers characterize the rigor of an organization's cybersecurity risk governance  
 451 and management outcomes, and they provide context on how an organization views  
 452 cybersecurity risks and the processes in place to manage those risks.



453 Fig. 5. Cybersecurity Framework Tiers  
 454

455 The Tiers capture an organization's outcomes over a range, from Partial (Tier 1) to Adaptive (Tier  
 456 4), as Fig. 5 depicts. They reflect a progression from informal, ad hoc responses to approaches  
 457 that are agile, risk-informed, and continuously improving.

458 Tiers should be used to complement an organization's cybersecurity risk management  
 459 methodology rather than take its place. For example, an organization can use the Tiers to  
 460 communicate internally as a benchmark for a more organization-wide approach to managing

<sup>1</sup> Many cybersecurity risk assessment or analysis methodologies are available, such as the example detailed in NIST SP 800-30 Rev.1, [Guide for Conducting Risk Assessments](#); the [Open Group's Open Factor Analysis of Information Risk \(OpenFAIR\)](#) standard; and others described in [International Electrotechnical Commission \(IEC\) 31010, Risk management – Risk assessment techniques](#).

461 cybersecurity risks as necessary to progress to a higher Tier. Not all organizations need to be at a  
462 particular Tier (e.g., Tier 3 or 4). Progression to higher Tiers is encouraged when risks or  
463 mandates are greater or when a cost-benefit analysis indicates a feasible and cost-effective  
464 reduction of cybersecurity risks.

465 As Framework Profiles are created or updated, the Tier descriptions (as listed in Appendix B) can  
466 be considered for guidance. An organization may want to include Tier values (1 through 4) in its  
467 Current and Target Profiles. For example, if leadership has determined that the organization  
468 should be at Tier 3 (Repeatable), then the Current Profile will reflect how well the Tier 3  
469 governance and management characteristics have been achieved. The Target Profile will reflect  
470 any additional outcomes needed to fully achieve the Tier 3 description. Selecting Tiers overall or  
471 at the Function or Category level instead of the Subcategory level will provide a better sense of  
472 the organization's current cybersecurity risk management practices. Alternatively, an  
473 organization can apply the Tiers exclusively to the GOVERN Function to describe the rigor of the  
474 organization's risk management as demonstrated by the risk management strategy, expectations,  
475 and policy since GOVERN is cross-cutting.

476 When selecting Tiers, the organization should consider its current risk management practices,  
477 threat environment, legal and regulatory requirements, information sharing practices, business  
478 and mission objectives, supply chain requirements, and organizational constraints, including  
479 **assets and** resources. The organization should ensure that the selection and use of Tiers help to  
480 meet organizational goals, are feasible to implement, and reduce cybersecurity risks to critical  
481 assets and resources to levels that are acceptable to the organization.

**Commented [JCAC8]:** Text in red should be included to ensure the complete understanding of cybersecurity risks.

### 482 **3.4. Improving Communication With Internal and External Stakeholders Using** 483 **the Framework**

484 One of the most common benefits of using the Framework is improving communication  
485 regarding cybersecurity risks and posture with those inside and outside of an organization. This  
486 section explains how to use the Framework to facilitate communication and discusses many of  
487 the entities that may benefit.

#### 488 **3.4.1. Improving Communication Across the Organization**

489 The Framework provides a basis for improved communication regarding cybersecurity  
490 expectations, planning, and resources among executives, business process managers, and  
491 implementation and operations practitioners across an organization. The Framework is best used  
492 to foster bi-directional information flows (as shown in Fig. 6) between those who understand the  
493 mission objectives and those who understand the specific cybersecurity risks that could hamper  
494 the achievement of those objectives. This includes top-down dialogue (fostering understanding of  
495 priorities and strategic direction based on stakeholder needs and expectations) and bottom-up  
496 reporting (informing decisions about and reporting on results of actions taken to implement the  
497 Framework).

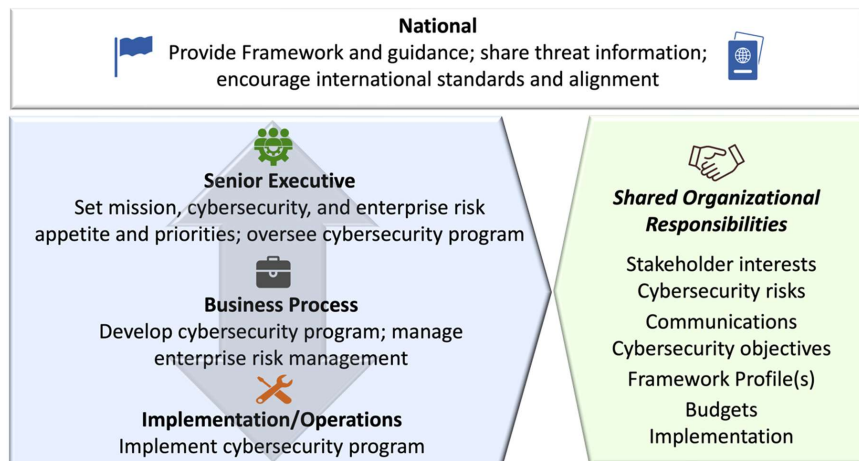


Fig. 6. Using the Cybersecurity Framework to improve communication

498  
499

500 When implementing the Framework, the **senior executive** level will focus on organizational risk,  
 501 with actions to express mission priorities under the GOVERN Function and approve Framework  
 502 Tier selection. Discussions at this level involve strategy, particularly how cybersecurity-related  
 503 uncertainties might affect achieving the enterprise’s mission and objectives. From a cybersecurity  
 504 perspective, this entails understanding the needs of internal stakeholders (e.g., shareholders,  
 505 employees, business managers) and external stakeholders (e.g., customers, regulators, citizens).  
 506 As executives establish cybersecurity priorities and objectives based on those needs, they  
 507 develop a risk strategy that considers risk appetite and addresses expectations, accountability, and  
 508 resources.

509 The overall cybersecurity objectives set at the senior executive level are informed by and cascade  
 510 to specific **business process** level objectives. In a commercial entity, these may apply to a line-  
 511 of-business, **a facility**, or operating division. For government entities these may be division- or  
 512 branch-level considerations. When implementing the Framework, business process managers  
 513 will focus on cybersecurity risk management, with actions to develop Framework Profiles and  
 514 nominate Framework Tiers. As risk priorities and appetite are translated into mission-level  
 515 objectives, business process managers can express their own cybersecurity expectations and  
 516 performance criteria in terms of how uncertainty created by risk may impact the business.

517 At the **implementation or operations** level, the focus in implementing the Framework includes  
 518 securing systems with the action to implement the Framework Profiles. Practitioners both inform  
 519 and fulfill expectations from the other levels and provide valuable information for planning,  
 520 carrying out, and monitoring specific cybersecurity activities. Understanding organizational-level  
 521 priorities, strategies, and processes enables system-specific implementation. As controls are  
 522 implemented to manage risk to an acceptable level, implementation- and operations-level  
 523 practitioners provide business process managers and senior executives with the information they  
 524 need to understand the organization’s cybersecurity posture, make informed decisions, and  
 525 maintain or adjust the risk strategy accordingly.

**Commented [JCAC9]:** Different facilities have diverse assets, processes, risks, and they can be managed specifically.

526 The Framework encourages and supports discussions about how well the organization's  
 527 cybersecurity activities address various risks to mission objectives. Section 4.2 describes how  
 528 organizations can combine cybersecurity risk data with information about other risks to help  
 529 support better mission alignment across the organization.

530 At all levels, Framework Profiles are used to support effective enterprise decision-making. The  
 531 Framework enables those who make strategic decisions to convey expectations and those at the  
 532 business process and implementation/operations levels to share information with leaders.

### 533 3.4.2. Improving Communication With External Stakeholders

534 The Framework helps facilitate communications about cybersecurity with external parties,  
 535 including throughout an organization's supply chain. An organization can use the Framework to:

- 536 • Express its cybersecurity risk management requirements to an external service provider  
 537 (e.g., a service provider with which it is exchanging data) through a Target Profile
- 538 • Report on the status of cybersecurity requirements (e.g., to a government regulator), which  
 539 makes it easier to review requirements as part of a broader risk management strategy
- 540 • Better understand its cybersecurity posture in light of systemic risks
- 541 • Identify cybersecurity priorities for a sector
- 542 • Determine the extent to which risk management processes, integration, and information  
 543 sharing fulfill stakeholders' expectations
- 544 • Share high-level information on cybersecurity practices with prospective customers, business  
 545 partners, and others who may need to understand the organization's cybersecurity posture  
 546 before engaging with the organization, as well as information related to security incidents.
- 547 • Define shared responsibility models with cloud service providers.
- 548 • Guide conformity evaluators/auditors, ensuring homogeneity in the interpretation of results

### 549 3.5. Managing Cybersecurity Risk in Supply Chains With the Framework

550 The Framework can be used to foster an organization's oversight and communications related to  
 551 cybersecurity risks with stakeholders across supply chains. All types of technology rely on a  
 552 complex, globally distributed, extensive, and interconnected supply chain ecosystem with  
 553 geographically diverse routes and multiple levels of outsourcing. This ecosystem is composed of  
 554 public- and private-sector entities (e.g., acquirers, suppliers, developers, system integrators,  
 555 external system service providers, and other technology-related service providers) that interact to  
 556 research, develop, design, manufacture, acquire, deliver, integrate, operate, maintain, dispose of,  
 557 and otherwise utilize or manage technology products and services. These interactions are shaped  
 558 and influenced by technologies, laws, policies, procedures, and practices.

559 Given the complex and interconnected relationships in this ecosystem, supply chain risk  
 560 management (SCRM) is critical for organizations. Cybersecurity SCRM (C-SCRM) is a  
 561 systematic process for managing exposure to cybersecurity risk throughout supply chains and  
 562 developing appropriate response strategies, policies, processes, and procedures. See SP 800161r1

**Commented [JCAC10]:** When an information security and cybersecurity event or incident happens, the report, collaboration and integration with authorities, law enforcement, information holders, among others, must be included as a component of communication in cases of emergency

**Commented [JCAC11]:** The evaluation component should be part of the communication process to support the continuous improvement.

563 (Revision 1), [Cybersecurity Supply Chain Risk Management Practices for Systems and](#)  
564 [Organizations](#), for in-depth information on C-SCRM.

565 Today, nearly all organizations depend on supply chains. As such, it is increasingly important that  
566 they develop capabilities and implement practices to identify, assess, and respond to  
567 cybersecurity risks throughout the supply chain. The primary objective of C-SCRM is to extend  
568 appropriate first-party cybersecurity risk management considerations to third parties, supply  
569 chains, and products and services an organization acquires, based on supplier criticality and risk  
570 assessment. Examples of risks include products and services that may potentially contain or  
571 become a vector for malicious functionality, are counterfeit, or are vulnerable due to poor  
572 manufacturing and development practices within the supply chain. Effective C-SCRM requires  
573 stakeholders to actively collaborate, communicate, and take actions to secure favorable C-SCRM  
574 outcomes. It also requires an enterprise-wide cultural shift to a state of heightened awareness and  
575 preparedness regarding the potential ramifications of cybersecurity risks throughout the supply  
576 chain.

577 The Framework Core addresses cybersecurity supply chain risk management in two ways.  
578 Within the GOVERN function, the Supply Chain Risk Management (GV.SC) Category and its  
579 Subcategories provide outcomes for establishing, managing, monitoring, and improving an  
580 organizational cybersecurity supply chain risk management capability or program. The GV.SC  
581 Category and Subcategories are specific to C-SCRM and address outcomes such as establishing a  
582 cybersecurity supply chain risk management program [GV.SC-01], roles and responsibilities  
583 [GV.SC-02], and risk management processes [GV.SC-03] in a manner that is integrated with  
584 other related capabilities.

585 The Categories and Subcategories within the other Functions — IDENTIFY, PROTECT, DETECT,  
586 RESPOND, and RECOVER — provide a source for the organization to consider as a basis for  
587 supplier cybersecurity requirements, both for direct suppliers and as flow-down requirements for  
588 lower-tier suppliers [GV.SC-05]. Which Categories or Subcategories are selected for inclusion in  
589 contractual requirements depends on the supplier criticality [GV.SC-04] and supplier risk  
590 assessments [GV.SC-07]. Overall, cybersecurity risk in supply chains should be taken into  
591 consideration as an organization performs all the Framework Functions. The following provide a  
592 few examples across the Functions:

- 593 • **Identify:** Identifying, validating, and recording vulnerabilities associated with the  
594 supplier's product or service [ID.RA-01]
- 595 • **Protect:** Authenticating users, services, and hardware [PR.AA-03]; applying appropriate  
596 configuration management practices [PR.PS-01]; generating log records and having the  
597 logs available for continuous monitoring [PR.PS-04]; and integrating secure software  
598 development practices into the supplier's software development life cycles [PR.PS-07]
- 599 • **Detect:** Monitoring computing hardware and software for potentially adverse events  
600 [DE.CM-09]
- 601 • **Respond:** Executing incident response plans when compromised products or services are  
602 involved [RS.MA-01]

- 603 • **Recover:** Executing the recovery portion of the organization’s incident response plan  
604 when compromised products or services are involved [RC.RP-01], and restoring  
605 compromised products or services and verifying their integrity [RC.RP-05]

Secure software development is an area that heavily overlaps with supply chain considerations. C-SCRM includes software and software-based services that an organization acquires from third parties, including open-source software, as well as software that an organization creates or integrates for its customers to use. Organizations that acquire or develop software may follow secure software development practices, such as those described in SP 800-218, [Secure Software Development Framework \(SSDF\)](#). Organizations that develop software solely for their own use may benefit from adopting other C-SCRM practices, in effect treating their software development units as part of their supply chain.

606 An organization can use Framework Profiles to delineate cybersecurity standards and practices to  
607 incorporate into contracts with suppliers and provide a common language to communicate those  
608 requirements to suppliers. Profiles can also be used by suppliers to express their cybersecurity  
609 posture and related standards and practices.

611 Target Profiles can be used to inform decisions about buying products and services based on  
612 requirements to address gaps. This often entails some degree of trade-off with other  
613 requirements, comparing multiple products or services and considering other needs such as cost,  
614 functionality, and supplier and supply chain risks. Once a product or service is purchased, the  
615 Profile can be used to track and address residual cybersecurity risk. For example, if the service or  
616 product does not meet all of the cybersecurity objectives described in the Target Profile, the  
617 residual risk can be addressed through other actions. The Profile also provides the organization  
618 with a method for assessing whether the product meets cybersecurity outcomes through periodic  
619 review and testing. A Profile can sharpen the organization’s focus on desired cybersecurity  
620 outcomes throughout the supply chain.

## 621 **4. Integrating Cybersecurity Risk Management With Other Risk Management**

### 622 **Domains Using the Framework**

623 In addition to cybersecurity risks, every organization faces numerous other types of risk and may  
624 use frameworks and management tools that are specific to them. Sometimes two types of risk  
625 have commonalities, as Fig. 7 depicts through overlapping cybersecurity and privacy risks.  
626 Cybersecurity and privacy risk management have some of the same objectives, so integrating  
627 their approaches helps ensure that all risks are considered and that efforts are not duplicated.  
628 Section 4.1 discusses an example of integrating risk management approaches — using the  
629 Cybersecurity Framework and the [Privacy Framework](#) together.

630 Some organizations integrate all of their risk management efforts at a high level by using  
631 enterprise risk management (ERM). Section 4.2 discusses using the Cybersecurity Framework as  
632 part of ERM. (See NIST IR 8286, [Integrating Cybersecurity and Enterprise Risk Management](#).)  
633 The outer border of Fig. 7 indicates an organization’s full range of ERM risks, with examples of  
634 risks including financial, legal, operational, physical security, reputational, and safety — in  
635 addition to cybersecurity and privacy risks.



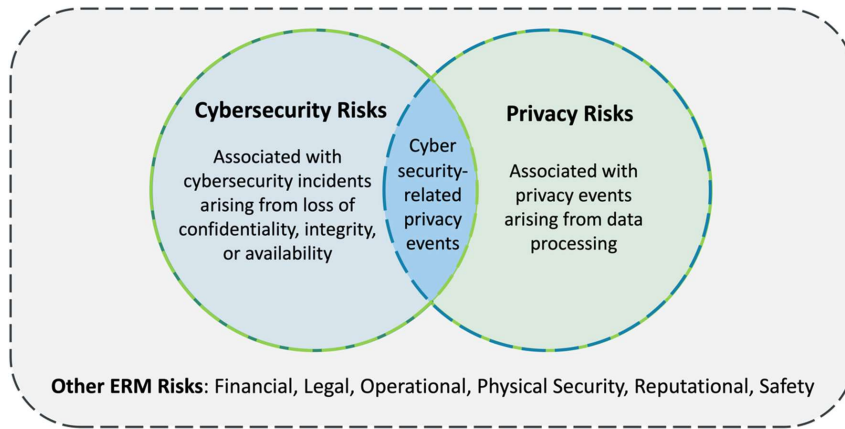


Fig. 7. Integrating cybersecurity and privacy risks

636  
637

#### 638 4.1. Integrating the Cybersecurity Framework With the Privacy Framework

639 Cybersecurity and privacy are independent disciplines, but in certain circumstances their  
640 objectives overlap, as illustrated by Fig. 7. Cybersecurity risk management is essential for  
641 addressing privacy risks related to the loss of confidentiality, integrity, and availability of  
642 individuals' data. For example, data breaches could lead to identity theft. However, privacy risks  
643 can also be unrelated to cybersecurity incidents.

644 Organizations process data to achieve mission or business purposes, which can give rise to  
645 *privacy events* whereby individuals may experience problems as a result of the data processing.  
646 NIST describes these problems as ranging from dignity-type effects, such as embarrassment or  
647 stigma, to more tangible harms, such as discrimination, economic loss, or physical harm.<sup>2</sup>  
648 Consequently, when organizations are processing data to conduct cybersecurity activities, they  
649 can create privacy risks. For example, some types of incident detection or monitoring activities  
650 — particularly those conducted in a manner disproportionate to the intended purpose — may  
651 lead individuals to feel surveilled. Additionally, cybersecurity activities can result in the  
652 overcollection or over-retention of personal information or the disclosure or use of personal  
653 information unrelated to cybersecurity activities. These activities can lead to problems such as  
654 embarrassment, discrimination, loss of trust, and the damage to fundamental rights of the owners.

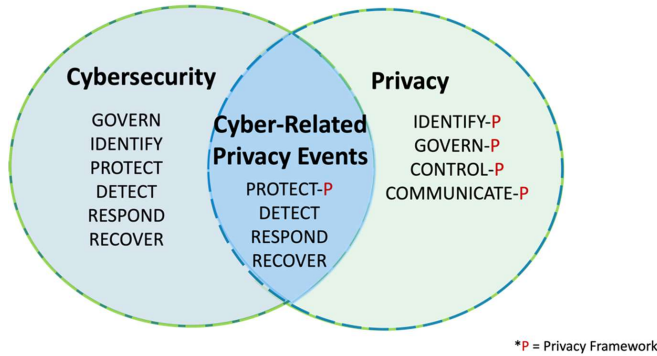
655 The NIST Cybersecurity Framework and the NIST Privacy Framework can be used together to  
656 collectively address cybersecurity and privacy risks, as illustrated by Fig. 8. As the right side of  
657 the Venn diagram depicts, organizations using the Cybersecurity Framework to manage  
658 cybersecurity risks can leverage the Privacy Framework Identify-P, Govern-P, Control-P, and  
659 Communicate-P Functions to identify and manage privacy risks unrelated to cybersecurity  
660 incidents, such as those described above. The Cybersecurity Framework DETECT, RESPOND, and

**Commented [JCAC12]:** In terms of privacy, the guarantee of fundamental rights of the owners (as a requirement) is an aspect that can be affected in cybersecurity incidents.

<sup>2</sup> NIST has created an illustrative catalog of problems for use in privacy risk assessment. See [NIST Privacy Risk Assessment Methodology](#). Other organizations may have created other categories of problems, or may refer to them as adverse consequences or harms.



661 RECOVER Functions and the Privacy Framework Protect-P Function can be collectively leveraged  
 662 to support the management of overlapping cybersecurity and privacy risks.



663  
 664 **Fig. 8. Cybersecurity Framework and Privacy Framework alignment**

665 When reviewing cybersecurity programs for privacy risks, an organization can consider taking  
 666 actions such as the following:

- 667 • Use both the Cybersecurity and Privacy Frameworks to consider the full spectrum of  
 668 privacy risks associated with its cybersecurity program, including identity management  
 669 and access control
- 670 • Ensure that individuals with cybersecurity-related privacy responsibilities report to  
 671 appropriate management and are appropriately trained
- 672 • Comply with applicable privacy statutes and regulations
- 673 • Identify outcomes and activities in the Privacy Framework Core that can be integrated  
 674 into cybersecurity workforce awareness and training
- 675 • Inform providers of cybersecurity-related products and services about the organization's  
 676 applicable privacy policies
- 677 • Conduct privacy reviews of an organization's asset monitoring and detection of adverse  
 678 cybersecurity events and incidents, as well as its cybersecurity incident mitigation efforts
- 679 • Put processes in place to assess and address whether, when, how, and the extent to which  
 680 individuals' data is shared outside of the organization as part of cybersecurity  
 681 information-sharing activities

#### 682 **4.2. Integrating the Cybersecurity Framework With Enterprise Risk Management**

683 Organizations can employ an enterprise risk management (ERM) approach to balance multiple  
 684 risk considerations, including cybersecurity. They can benefit from using the Framework to  
 685 better harmonize cybersecurity risk management activities with other risk management domains  
 686 (e.g., financial, legal, legislative, operational, privacy, reputational, safety). Enterprise leaders  
 687 receive significant input about current and planned risk activities as they integrate governance  
 688 and risk strategy with results from previous Framework cycles. Integrated data about a broad set

689 of risks, including cybersecurity risk data, helps leaders understand potential risk changes so that  
690 they can make informed decisions about the direction of the enterprise. Fig. 6 illustrates this  
691 iterative cycle of risk communication at all organizational levels.

692 NIST IR 8286, [Integrating Cybersecurity and Enterprise Risk Management](#), describes an  
693 example approach. That report is part of a series of publications that describes the use of  
694 cybersecurity risk management activities, in conjunction with the Cybersecurity Framework, to  
695 keep leaders informed about cybersecurity risks in context with other risks. Specific activities for  
696 integrating the CSF into ERM are described in the main report and provide additional details to  
697 Cybersecurity Framework users.

698 Section 3.1 of this document presents five steps that an organization could take using Framework  
699 Profiles to help inform continuous improvement of its cybersecurity posture. Organizations can  
700 expand and enhance those steps to integrate ERM considerations, such as:

- 701 • Ensuring that assets that are important to the enterprise are considered when defining the  
702 Framework use case (step 1)
- 703 • Including ERM-related input (e.g., enterprise risk categories, priorities, integrated risk  
704 registers) when gathering information needed to prepare the Profiles (step 2)
- 705 • Considering tangible and assessable representation of risks (risk scenarios) from  
706 throughout the enterprise when evaluating the risk implications of the current state and  
707 defining the desired state that will address important risks (step 3)
- 708 • Ensuring that expectations from those in ERM roles (e.g., enterprise risk steering  
709 committee, senior executives, and officers) are included in the analysis and prioritization  
710 to create an action plan (step 4)
- 711 • Communicating results from action plan implementation (step 5) to those in ERM roles to  
712 help monitor cybersecurity risk strategy results, adjust that strategy to pursue  
713 opportunities, and reduce exposure throughout the enterprise. ERM stakeholders may  
714 also recommend adjustments to the desired tier (and associated governance, management,  
715 and third-party risk management activities) to improve achievement of enterprise goals.

716 As these steps are iteratively applied, they provide enterprise leaders with information to help  
717 them understand what conditions might improve or impair the organization's ability to achieve  
718 its business objectives. The action plan should include metrics, such as key performance  
719 indicators (KPIs) and key risk indicators (KRIs) that help monitor, evaluate, and adjust the  
720 enterprise risk strategy. As actions occur, results can be recorded (e.g., through aggregated and  
721 normalized risk registers and profiles). Reviews of those results, expressed in terms of business  
722 and enterprise objectives, help to maintain and adjust organizational strategy. This  
723 monitorevaluate-adjust cycle, executed through the Framework steps, aids in aligning  
724 cybersecurity risk activity with management of the many other types of risk facing the enterprise.

725 **5. Next Steps**

726 Whether an organization is using the Cybersecurity Framework for the first time or it has used  
727 the Framework previously, it is important to remember that the CSF is designed to be used in  
728 conjunction with other cybersecurity frameworks, standards, and guidance.

729 NIST provides many resources that are specific to the Framework and its use on the  
730 [Cybersecurity Framework website](#), as well as hundreds of cybersecurity publications and other  
731 resources hosted on the NIST [Computer Security Resource Center \(CSRC\)](#) website and the NIST  
732 [National Cybersecurity Center of Excellence \(NCCoE\)](#) website. While these resources are not  
733 part of the Framework Core, they provide detailed information on cybersecurity risk  
734 management that supports use of the Framework.

735 Since the Framework is technology-neutral, organizations should also look for resources that are  
736 specific to their technologies, such as:

- 737 • [NIST Artificial Intelligence Risk Management Framework \(AI RMF\)](#)
- 738 • SP 800-207, *Zero Trust Architecture*, and the NCCoE's [Implementing a Zero Trust](#)  
739 [Architecture project](#)
- 740 • [NIST Cybersecurity for IoT Program](#)

741 As organizations continue on their cybersecurity journey, NIST is committed to providing  
742 guidance to address current and future cybersecurity challenges.

743 **Appendix A. Templates for Profiles and Action Plans**

744 This appendix provides notional templates that organizations can choose to use and adapt for  
 745 their own Profiles and action plans. Organizations should not feel compelled to follow these  
 746 templates in terms of format, structure, or data representation.

747 **A.1. Notional Organizational Profile Template**

748 Table 1 depicts an excerpt of a blank template for an organization’s Profiles, as described in  
 749 Section 3.1. This notional template uses four groupings for its elements:

- 750 • **Selected Framework Outcomes:** The Functions, Categories, or Subcategories of the  
 751 Framework being included in the Profile. Profiles may be at any outcome level.  
 752 Organizations may downselect outcomes or add their own Functions, Categories, or  
 753 Subcategories to address specific needs or unique organizational risks.
- 754 • **Current Profile:** Elements chosen by the organization to characterize its current  
 755 cybersecurity risk management posture.
- 756 • **Target Profile:** Elements chosen by the organization to characterize its cybersecurity risk  
 757 management goals and its plans for achieving those goals.
- 758 • **Notes:** A space for additional comments on each selected outcome.

759 As the notional template demonstrates, the Current Profile and the Target Profile do not need to  
 760 include the same elements.

761 **Table 1. Notional organizational profile template**

Selected Framework Outcomes (Functions, Categories, or Subcategories)	Current Policies, Processes, and Procedures	Current Internal Practices	Target Priority	Target Policies, Processes, and Procedures	Target Roles and Responsibilities	Target Selected Informative References	Notes

762 Some organizations choose to express the desired outcomes as a series of interim milestones,  
 763 such as quarterly, annual, and five-year targets for improvement. In those cases, multiple interim  
 764 Target Profiles could be included in one table, each describing progress toward defined goals.

765 The following list provides examples of possible elements that could be included within Profiles:

- 766 • **Status:** The current state or condition of an outcome, such as whether an organization is  
 767 achieving it or the degree to which the organization is achieving it. This can use any  
 768 status scheme, such as a simple status (e.g., Achieved, Not Achieved) or a more granular  
 769 scheme that indicates the degree of progress (e.g., Not Evaluated, Planned, Partially  
 770 Achieved, Fully Achieved). More detailed status values can provide more insights when  
 771 creating a gap analysis or action plan. An organization may also include its Tier selection.

- 772 • **Priority:** The relative importance of an outcome compared to other outcomes.  
773 Organizations can choose a simple prioritization schema (e.g., Prioritized/Not Prioritized)  
774 or a multi-level schema (e.g., High, Moderate, Implement Later) to provide more insights  
775 when creating a gap analysis or action plan.
- 776 • **Policies, Processes, and Procedures:** Information on the organization’s policies,  
777 processes, and procedures related to a particular outcome. For example, a policy might  
778 state that access to resources requires a certain degree of authorization and a supporting  
779 procedure might specify the correct access control rules for requesting and approving  
780 access to a specific software component.
- 781 • **Internal Practices:** Information on how the organization implements its policies,  
782 processes, and procedures for a particular outcome, as well as any other organizational  
783 activities. The Internal Practices element could be divided into more granular elements,  
784 such as the hardware and software tools and the methodologies used to perform the  
785 practices.
- 786 • **Roles and Responsibilities:** People, teams, or other organizations who help achieve the  
787 outcome or who are responsible for ensuring that the outcome is achieved. This includes  
788 shared responsibility models, such as specifying which aspects of an outcome an  
789 outsourcer and the organization are each responsible for. This element could also include  
790 Work Roles, Tasks, and Knowledge and Skills needed for achieving each outcome, such  
791 as from SP 800-181r1, [NIST Workforce Framework for Cybersecurity \(NICE](#)  
792 [Framework](#)).
- 793 • **Selected Informative References:** Applicable standards, guidance, requirements,  
794 organizational policies, and other references selected by the organization.
- 795 • **Measurements:** Selected measurements. See Section 3.2 for more information on  
796 measuring cybersecurity risk outcomes.
- 797 • **Artifacts and Evidence:** Information on artifacts that contain evidence of achieving  
798 particular outcomes. The Profile could include pointers to files, databases, and other  
799 resources that contain the artifacts, or the Profile could characterize the artifacts and  
800 provide a point of contact for each one.

## 801 **A.2. Notional Action Plan Template**

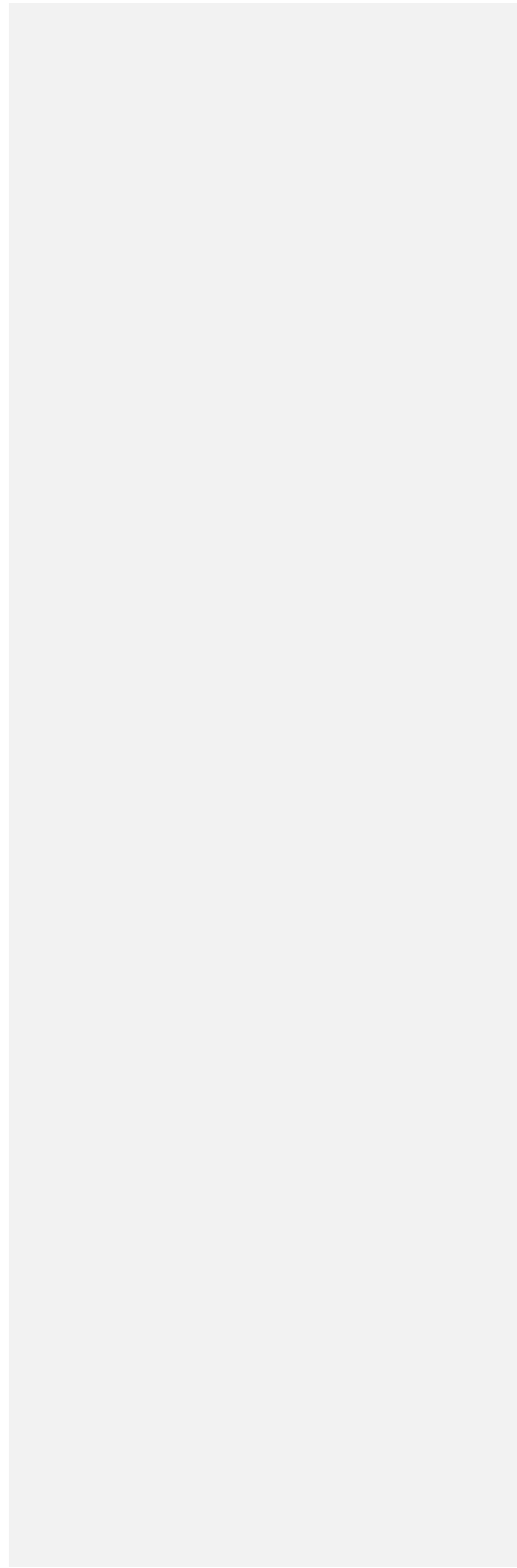
802 Table 2 illustrates an excerpt of a notional action plan template, as described in Section 3.1.  
803 Organizations that choose to use this template should customize it to meet their needs and  
804 priorities.

805 In this template, the action plan includes rows for the priority of each action item, a description  
806 of the action item, the responsible party or department, the target completion date, and the  
807 resources required to accomplish the action item (e.g., personnel, budget, tools). This template  
808 can be integrated with the Profiles or maintained separately. The action plan can be based on  
809 outcomes at the Function, Category, or Subcategory level or a combination of those levels.

810

Table 2. Notional action plan template

Selected Framework Outcomes	Priority	Action Item	Responsible Parties	Target Completion Date	Resources Required



811 **Appendix B. Framework Tier Descriptions**

812 Table 3 describes the Framework Tiers discussed in Section 3.2. The Tiers characterize the typical rigor of the cybersecurity risk  
 813 governance and management practices throughout an organization, including third-party cybersecurity risks.

814

Table 3. Framework Tiers

Tier	Cybersecurity Risk Governance	Cybersecurity Risk Management	Third-Party Cybersecurity Risks
Tier 1: Partial	<p>Application of organizational cybersecurity risk strategy is managed in an ad hoc manner.</p> <p>Prioritization is ad hoc and not formally based on objectives, requirements, assets importance, or threat environment.</p>	<p>There is limited awareness of cybersecurity risks and its relevance at the organizational level.</p> <p>The organization implements cybersecurity risk management on an irregular, case-by case basis, generally on demand (in response to a requirement or regulation).</p> <p>The organization may not have processes that enable cybersecurity information to be shared within the organization and other interested parties.</p>	<p>The organization is generally unaware of the cybersecurity risks of the products and services it provides and uses.</p> <p>The organization does not understand its role in the larger ecosystem with respect to either its dependencies or dependents.</p> <p>The organization has not formalized its capabilities to internally manage cybersecurity risks in its supply chains or with its partners and may do these activities in a one-off manner.</p>
Tier 2: Risk Informed	<p>Risk management practices are approved by management but may not be established as organizational-wide policy.</p> <p>Prioritization of cybersecurity activities and protection needs is directly informed by organizational risk objectives, its assets and their criticality, the threat environment, or business/mission requirements.</p>	<p>There is an awareness of cybersecurity risks at the organizational level, but an organization-wide approach to managing cybersecurity risks has not been established.</p> <p>Consideration of cybersecurity in organizational objectives, process, and programs may occur at some but not all levels of the organization.</p> <p>Cyber risk assessment of organizational and external assets occurs but is not typically repeatable or reoccurring.</p> <p>Cybersecurity information is shared within the organization on an informal basis.</p>	<p>The organization understands the cybersecurity risks in its supply chains that are associated with the products and services that either support the business and mission functions of the organization or are utilized in the organization's products or services.</p> <p>The organization is aware of the cybersecurity risks associated with the products and services it provides and uses, but does not act consistently or formally in response to those risks.</p>

Commented [JCAC13]: Texts in red are elements to be included to improve how cybersecurity risks are managed in organizations.

<p>Tier 3: Repeatable</p>	<p>The organization's risk management practices are formally approved and expressed as policy.</p> <p>Risk-informed policies, processes, and procedures are defined, implemented as intended, and <b>continuously</b> reviewed.</p> <p>Organizational cybersecurity practices are regularly updated based on the application of risk management processes to changes in business/mission requirements, threats, <b>assets</b>, and technological landscape.</p>	<p>There is an organization-wide approach to managing cybersecurity risks.</p> <p>Consistent methods are in place to respond effectively to changes in risk. Personnel possess the knowledge and skills to perform their appointed roles and responsibilities.</p> <p>The organization consistently and accurately monitors cybersecurity risks of assets. Senior cybersecurity and non-cybersecurity executives communicate regularly regarding cybersecurity risks. Senior executives ensure that cybersecurity is considered through all lines of operation in the organization.</p>	<p>The organization risk strategy is informed by cybersecurity risks associated with the products and services it provides and uses. Personnel formally act upon those risks, including through mechanisms such as written agreements to communicate baseline requirements, governance structures (e.g., risk councils), and policy implementation and monitoring.</p> <p>An organization-wide approach <b>to manage</b> cybersecurity risks in its supply chains is instantiated in the organization's enterprise risk management policies, processes, and procedures, which are in turn implemented consistently and as intended and continuously monitored and reviewed.</p>
<p>Tier 4: Adaptive</p>	<p>There is an organization-wide approach to manage cybersecurity risks that uses risk-informed policies, processes, and procedures to address potential cybersecurity events. The relationship between cybersecurity risks and organizational objectives is clearly understood and considered when making decisions. Senior executives monitor cybersecurity risks in the same context as financial and other organizational risks. The organizational budget is based on an understanding of the current and predicted risk environment and risk tolerance. Business units implement executive vision and analyze system-level risks in the context of organizational risk tolerances.</p> <p>Cybersecurity risk management is part of the organizational culture. It evolves from an awareness of previous activities and continuous awareness of activities on organizational systems and networks. The organization can quickly and efficiently account for changes to business/mission objectives in how risk is approached and communicated.</p>	<p>The organization adapts its cybersecurity practices based on previous and current cybersecurity activities, including lessons learned and predictive indicators.</p> <p>Through a process of continuous improvement that incorporates advanced cybersecurity technologies and practices, the organization actively adapts to a changing technological landscape and responds in a timely and effective manner to evolving, sophisticated threats.</p>	<p>The organization uses real-time or near real-time information to understand and consistently act upon cybersecurity risks associated with the products and services it provides and uses.</p> <p>The organization has a governance structure (e.g., Risk Council) that manages the organizational risk silos as well as up and down the supply chain and addresses its supply chain security requirements in tandem with other risks. The organization collaborates with its suppliers and proactively manages its relationships with its suppliers and downstream dependents (e.g., customers).</p>



813  
814  
815

**Appendix C. Framework Core**

816 This section presents the Functions, Categories, and Subcategories of the Framework Core. The  
817 Implementation Examples and Informative References of the Core will be maintained online on  
818 the NIST Cybersecurity Framework website to allow for more frequent updates.

819 Table 4 shows the CSF 2.0 Core Function and Category names and unique alphabetic identifiers.

820


**Table 4. CSF 2.0 Core Function and Category Names and Identifiers**

Function	Category	Category Identifier
<b>Govern (GV)</b>	Organizational Context	GV.OC
	Risk Management Strategy	GV.RM
	Cybersecurity Supply Chain Risk Management	GV.SC
	Roles, Responsibilities, and Authorities	GV.RR
	Policies, Processes, and Procedures	GV.PO
	Oversight	GV.OV
<b>Identify (ID)</b>	Asset Management	ID.AM
	Risk Assessment	ID.RA
	Improvement	ID.IM
<b>Protect (PR)</b>	Identity Management, Authentication, and Access Control	PR.AA
	Awareness and Training	PR.AT
	Data Security	PR.DS
	Platform Security	PR.PS
	Technology Infrastructure Resilience	PR.IR
<b>Detect (DE)</b>	Continuous Monitoring	DE.CM
	Adverse Event Analysis	DE.AE
<b>Respond (RS)</b>	Incident Management	RS.MA
	Incident Analysis	RS.AN
	Incident Response Reporting and Communication	RS.CO
	Incident Mitigation	RS.MI

Public Draft

<b>Recover (RC)</b>	Incident Recovery Plan Execution	RC.RP
	Incident Recovery Communication	RC.CO

821 The remaining tables in this appendix show the CSF 2.0 Core Functions, Categories, and  
822 Subcategories with one table for each Function. Each table also identifies when a CSF 1.1  
823 Category or Subcategory has been moved to one or more CSF 2.0 Subcategories for traceability.



824 The following are links to each of the CSF 2.0 Function tables:

- Table 5. **GOVERN (GV): Establish and monitor the organization’s cybersecurity risk management strategy, expectations, and policy**
- Table 6. **IDENTIFY (ID): Help determine the current cybersecurity risk to the organization**
- Table 7. **PROTECT (PR): Use safeguards to prevent or reduce cybersecurity risk**
- Table 8. **DETECT (DE): Find and analyze possible cybersecurity attacks and compromises**
- Table 9. **RESPOND (RS): Take action regarding a detected cybersecurity incident**
- Table 10. **RECOVER (RC): Restore assets and operations that were impacted by a cybersecurity incident**

[Table 5. GOVERN \(GV\): Establish and monitor the organization’s cybersecurity risk management strategy, expectations, and policy](#)

Category	Subcategory
<b>Organizational Context (GV.OC):</b> The circumstances — mission, stakeholder expectations, and legal, regulatory, <b>technical</b> , and contractual requirements — surrounding the organization’s cybersecurity risk management decisions are understood (formerly ID.BE)	<b>GV.OC-01:</b> The organizational mission is understood and informs cybersecurity risk management (formerly ID.BE-02, ID.BE-03)
	<b>GV.OC-02:</b> Internal and external stakeholders are determined, and their needs and expectations regarding cybersecurity risk management are understood
	<b>GV.OC-03:</b> Legal, regulatory, technical, and contractual requirements regarding cybersecurity — including privacy and civil liberties obligations — are understood and managed (formerly ID.GV-03)
	<b>GV.OC-04:</b> Critical objectives, capabilities, <b>infrastructure</b> , and services that stakeholders depend on or expect from the organization are determined and communicated (formerly ID.BE-04, ID.BE-05)
	<b>GV.OC-05:</b> Outcomes, capabilities, <b>technologies and infrastructure</b> , and services that the organization depends on are determined and communicated (formerly ID.BE-01, ID.BE-04)

**Commented [JCAC14]:** Several texts in red are suggested to improve the description of categories and subcategories

<p><b>Risk Management Strategy (GV.RM):</b> The organization’s priorities, constraints, risk tolerance and appetite statements, and assumptions are established, communicated, and used to support operational risk decisions (formerly ID.RM)</p>	
	<p><b>GV.RM-01:</b> Risk management objectives are established and agreed to by organizational stakeholders (formerly ID.RM-01)</p>
	<p><b>GV.RM-02:</b> Risk appetite and risk tolerance statements are determined, communicated, and maintained (formerly ID.RM-02, ID.RM-03)</p>
	<p><b>GV.RM-03:</b> Enterprise risk management processes include cybersecurity risk management activities and outcomes (formerly ID.GV-04)</p>
	<p><b>GV.RM-04:</b> Strategic direction that describes appropriate risk response options is established and communicated</p>
	<p><b>GV.RM-05:</b> Lines of communication across the organization <b>and externally (to relevant interested parties)</b> are established for cybersecurity risks, including risks from suppliers and other third parties</p>
	<p><b>GV.RM-06:</b> A standardized method for calculating, documenting, categorizing, and prioritizing cybersecurity risks is established and communicated</p>
	<p><b>GV.RM-07:</b> Strategic opportunities (i.e., positive risks) are identified and included in organizational cybersecurity risk discussions</p>
<p><b>Cybersecurity Supply Chain Risk Management (GV.SC):</b> Cyber supply chain risk management processes are identified, established, managed, monitored, and improved by</p>	

<p>organizational stakeholders (formerly ID.SC)</p>	
	<p><b>GV.SC-01:</b> A cybersecurity supply chain risk management program, strategy, objectives, policies, and processes are established and agreed to by organizational stakeholders (formerly ID.SC-01)</p> <p><b>GV.SC-02:</b> Cybersecurity roles and responsibilities for suppliers, customers, and partners are established, communicated, and coordinated internally and externally, <b>ensuring a proper segregation of duties.</b> (formerly ID.AM-06)</p> <p><b>GV.SC-03:</b> Cybersecurity supply chain risk management is integrated into cybersecurity and enterprise risk management, risk assessment, and improvement processes (formerly ID.SC-02)</p> <p><b>GV.SC-04:</b> Suppliers are known and prioritized by criticality</p>
	<p><b>GV.SC-05:</b> Requirements to address cybersecurity risks in supply chains are established, prioritized, and integrated into contracts and other types of agreements with suppliers and other relevant third parties (formerly ID.SC-03)</p> <p><b>GV.SC-06:</b> Planning and due diligence are performed to reduce risks before entering into formal supplier or other third-party relationships</p> <p><b>GV.SC-07:</b> The risks posed by a supplier, their products and services, and other third parties are identified, recorded, prioritized, assessed, responded to, and monitored over the course of the relationship (formerly ID.SC-02, ID.SC-04)</p> <p><b>GV.SC-08:</b> Relevant suppliers and other third parties are included in incident planning, response, and recovery activities (formerly ID.SC-05)</p> <p><b>GV.SC-09:</b> Supply chain security practices are integrated into cybersecurity and enterprise risk management programs, and their performance is monitored throughout the technology product and service life cycle</p> <p><b>GV.SC-10:</b> Cybersecurity supply chain risk management plans include provisions for activities that occur after the conclusion of a partnership or service agreement</p>

<p><b>Roles, Responsibilities, and Authorities (GV.RR):</b> Cybersecurity roles, responsibilities, and authorities to foster accountability, performance assessment, and continuous improvement are established and communicated (formerly ID.GV-02)</p>	
	<p><b>GV.RR-01:</b> Organizational leadership is responsible and accountable for cybersecurity risk and fosters a culture that is risk-aware, ethical, and continually improving</p>
	<p><b>GV.RR-02:</b> Roles, responsibilities, and authorities related to cybersecurity risk management are established, communicated, understood, enforced (formerly ID.AM-06, ID.GV-02, DE.DP-01) <b>ensuring a proper segregation of duties.</b></p>
	<p><b>GV.RR-03:</b> Adequate resources are allocated commensurate with cybersecurity risk strategy, roles and responsibilities, and policies</p>
	<p><b>GV.RR-04:</b> Cybersecurity is included in human resources practices (formerly PR.IP-11)</p>
<p><b>Policies, Processes, and Procedures (GV.PO):</b> Organizational cybersecurity policies, processes, and procedures are established, communicated, enforced, <b>and improved</b> (formerly ID.GV-01)</p>	
	<p><b>GV.PO-01:</b> Policies, processes, and procedures for managing cybersecurity risks are established based on organizational context, cybersecurity strategy, and priorities and are communicated and enforced (formerly ID.GV-01)</p>
	<p><b>GV.PO-02:</b> Policies, processes, and procedures for managing cybersecurity risks are reviewed, updated, communicated, and enforced to reflect changes in requirements, threats, technology, and organizational mission (formerly ID.GV-01)</p>

<p><b>Oversight (GV.OV):</b> Results of organization-wide cybersecurity risk management activities and performance are used to inform, improve, adjust, and improve the risk management strategy</p>	
	<p><b>GV.OV-01:</b> Cybersecurity risk management strategy outcomes are reviewed to inform and adjust strategy and direction</p>
	<p><b>GV.OV-02:</b> The cybersecurity risk management strategy is reviewed and adjusted to ensure coverage of organizational requirements and risks</p>
	<p><b>GV.OV-03:</b> Organizational cybersecurity risk management performance is measured and reviewed to confirm and adjust strategic direction</p>

Table 6. IDENTIFY (ID): Help determine the current cybersecurity risk to the organization

Category	Subcategory
<p><b>Asset Management (ID.AM):</b> Assets (e.g., data, hardware software, systems, facilities, services, people) that enable the organization to achieve business purposes are identified and managed consistent with their relative importance to organizational objectives and the organization’s risk strategy</p>	
	<p><b>ID.AM-01:</b> Inventories of hardware managed by the organization are maintained</p>
	<p><b>ID.AM-02:</b> Inventories of software, services, and systems managed by the organization are maintained</p>
	<p><b>ID.AM-03:</b> Representations of the organization’s authorized network communication and internal and external network data flows are maintained (formerly ID.AM-03, DE.AE-01)</p>
	<p><b>ID.AM-04:</b> Inventories of services provided by suppliers are maintained</p>
	<p><b>ID.AM-05:</b> Assets are prioritized based on classification, criticality, resources, and impact on the mission</p>

Public Draft

	<p><i>ID.AM-06: Dropped (moved to GV.RR-02, GV.SC-02)</i></p> <p><b>ID.AM-07:</b> Inventories of data and corresponding metadata for designated data types are maintained</p> <p><b>ID.AM-08:</b> Systems, hardware, software, and services are managed throughout their life cycle (formerly PR.DS-03, PR.IP-02, PR.MA-01, PR.MA-02)</p>
<p><i>Business Environment (ID.BE): Dropped (moved to GV.OC)</i></p>	
	<p><i>ID.BE-01: Dropped (moved to GV.OC-05)</i></p> <p><i>ID.BE-02: Dropped (moved to GV.OC-01)</i></p> <p><i>ID.BE-03: Dropped (moved to GV.OC-01)</i></p> <p><i>ID.BE-04: Dropped (moved to GV.OC-04, GV.OC-05)</i></p> <p><i>ID.BE-05: Dropped (moved to GV.OC-04)</i></p>
<p><i>Governance (ID.GV): Dropped (moved to GV)</i></p>	
	<p><i>ID.GV-01: Dropped (moved to GV.PO)</i></p> <p><i>ID.GV-02: Dropped (moved to GV.RR-02)</i></p> <p><i>ID.GV-03: Dropped (moved to GV.OC-03)</i></p> <p><i>ID.GV-04: Dropped (moved to GV.RM-03)</i></p>
<p><b>Risk Assessment (ID.RA):</b> The organization understands the</p>	



Public Draft

cybersecurity risk to the organization, assets, and individuals.	
	<b>ID.RA-01:</b> Vulnerabilities in assets are identified, validated, and recorded (formerly ID.RA-01, PR.IP-12, DE.CM-08)
	<b>ID.RA-02:</b> Cyber threat intelligence is received from information sharing forums and sources
	<b>ID.RA-03:</b> Internal and external threats to the organization are identified and recorded
	<b>ID.RA-04:</b> Potential impacts and likelihoods of threats exploiting vulnerabilities are identified and recorded
	<b>ID.RA-05:</b> Threats, vulnerabilities, likelihoods, and impacts are used to determine risk and inform risk prioritization
	<b>ID.RA-06:</b> Risk responses are chosen from the available options, prioritized, planned, tracked, and communicated (formerly ID.RA-06, RS.MI-03)
	<b>ID.RA-07:</b> Changes and exceptions are managed, assessed for risk impact, recorded, and tracked (formerly part of PR.IP-03)
	<b>ID.RA-08:</b> Processes for receiving, analyzing, and responding to vulnerability disclosures are established (formerly RS.AN-05)
	<b>ID.RA-09:</b> The authenticity and integrity of hardware and software are assessed prior to acquisition and use (formerly PR.DS-08)
<i>Risk Management Strategy (ID.RM): Dropped (moved to GVRM)</i>	
	<i>ID.RM-01: Dropped (moved to GV.RM-01)</i>
	<i>ID.RM-02: Dropped (moved to GV.RM-02)</i>
	<i>ID.RM-03: Dropped (moved to GV.RM-02)</i>

Public Draft

<p><i>Supply Chain Risk Management (ID.SC): Dropped (moved to GV.SC)</i></p>	
	<p><i>ID.SC-01: Dropped (moved to GV.SC-01)</i></p>
	<p><i>ID.SC-02: Dropped (moved to GV.SC-03, GV.SC-07)</i></p>
	<p><i>ID.SC-03: Dropped (moved to GV.SC-05)</i></p>
	<p><i>ID.SC-04: Dropped (moved to GV.SC-07)</i></p>
	<p><i>ID.SC-05: Dropped (moved to GV.SC-08, ID.IM-02)</i></p>
<p><b>Improvement (ID.IM):</b> Improvements to organizational cybersecurity risk management processes, procedures and activities are identified across all Framework Functions</p>	
	<p><b>ID.IM-01:</b> Continuous evaluation is applied to identify improvements</p>
	<p><b>ID.IM-02:</b> Security tests and exercises, including those done in coordination with suppliers and relevant third parties, are conducted to identify improvements (formerly ID.SC-05, PR.IP-10, DE.DP-03)</p>
	<p><b>ID.IM-03:</b> Lessons learned during execution of operational processes, procedures, and activities are used to identify improvements (formerly PR.IP-07, PR.IP-08, DE.DP-05, RS.IM-01, RS.IM-02, RC.IM-01, RC.IM02)</p>
	<p><b>ID.IM-04:</b> Cybersecurity plans that affect operations are communicated, maintained, and improved (formerly PR.IP-09)</p>

**Commented [JCAC15]:** The entire category should be part of govern

Table 7. PROTECT (PR): Use safeguards to prevent or reduce cybersecurity risk

Category	Subcategory
<p><b>Identity Management, Authentication, and Access Control (PR.AA):</b> Access to physical and logical assets is limited to authorized users, services, and hardware, and is managed commensurate with the assessed risk of unauthorized access (formerly PR.AC)</p>	
	<p><b>PR.AA-01:</b> Identities and credentials for authorized users, services, and hardware are managed by the organization (formerly PR.AC-01)</p>
	<p><b>PR.AA-02:</b> Identities are proofed and bound to credentials based on the context of interactions (formerly PR.AC-06)</p>
	<p><b>PR.AA-03:</b> Users, services, and hardware are authenticated (formerly PR.AC-03, PR.AC-07)</p>
	<p><b>PR.AA-04:</b> Identity assertions are protected, conveyed, and verified</p>
	<p><b>PR.AA-05:</b> Access permissions, entitlements, and authorizations are defined in a policy, managed, enforced, and reviewed, and incorporate the principles of least privilege and separation of duties (formerly PR.AC-01, PR.AC-03, PR.AC-04)</p>
	<p><b>PR.AA-06:</b> Physical access to assets is managed, monitored, and enforced commensurate with risk (formerly PR.AC-02, PR.PT-04)</p>
<p><i>Identity Management, Authentication and Access Control (PR.AC): Dropped (moved to PR.AA)</i></p>	
	<p><i>PR.AC-01: Dropped (moved to PR.AA-01, PR.AA-05)</i></p>
	<p><i>PR.AC-02: Dropped (moved to PR.AA-06)</i></p>

Public Draft

	<i>PR.AC-03: Dropped (moved to PR.AA-03, PR.AA-05, PR.IR-01)</i>
	<i>PR.AC-04: Dropped (moved to PR.AA-05)</i>
	<i>PR.AC-05: Dropped (moved to PR.IR-01)</i>
	<i>PR.AC-06: Dropped (moved to PR.AA-02)</i>
	<i>PR.AC-07: Dropped (moved to PR.AA-03)</i>
<b>Awareness and Training (PR.AT):</b> The organization's personnel are provided cybersecurity awareness and training so they can perform their cybersecurity-related tasks	
	<b>PR.AT-01:</b> Users are provided awareness and training so they possess the knowledge and skills to perform general tasks with security risks in mind (formerly PR.AT-01, PR.AT-03, RS.CO-01)
	<b>PR.AT-02:</b> Individuals in specialized roles are provided awareness and training so they possess the knowledge and skills to perform relevant tasks with security risks in mind (formerly PR.AT-02, PR.AT-03, PR.AT-04, PR.AT-05)
	<i>PR.AT-03: Dropped (moved to PR.AT-01, PR.AT-02)</i>
	<i>PR.AT-04: Dropped (moved to PR.AT-02)</i>
	<i>PR.AT-05: Dropped (moved to PR.AT-02)</i>
<b>Data Security (PR.DS):</b> Data is managed consistent with the organization's risk strategy to protect the confidentiality, integrity, and availability of information	

Public Draft

	<b>PR.DS-01:</b> The confidentiality, integrity, and availability of data-at-rest are protected (formerly PR.DS-01, PR-DS.05, PR.DS-06, PR.PT-02)
	<b>PR.DS-02:</b> The confidentiality, integrity, and availability of data-in-transit are protected (formerly PR.DS-02, PR.DS-05)
	<i>PR.DS-03: Dropped (moved to ID.AM-08)</i>
	<i>PR.DS-04: Dropped (moved to PR.IR-04)</i>
	<i>PR.DS-05: Dropped (moved to PR.DS-01, PR-DS-02, PR.DS-10)</i>
	<i>PR.DS-06: Dropped (moved to PR.DS-01, DE.CM-09)</i>
	<i>PR.DS-07: Dropped (moved to PR.IR-01)</i>
	<i>PR.DS-08: Dropped (moved to ID.RA-09, DE.CM-09)</i>
	<b>PR.DS-09:</b> Data is managed throughout its life cycle, including destruction (formerly PR.IP-06)
	<b>PR.DS-10:</b> The confidentiality, integrity, and availability of data-in-use are protected (formerly PR.DS-05)
	<b>PR.DS-11:</b> Backups of data are created, protected, maintained, and tested (formerly PR.IP-04)
<i>Information Protection Processes and Procedures (PR.IP): Dropped (moved to other Categories and Functions)</i>	
	<i>PR.IP-01: Dropped (moved to PR.PS-01)</i>
	<i>PR.IP-02: Dropped (moved to ID.AM-08)</i>
	<i>PR.IP-03: Dropped (moved to PR.PS-01, ID.RA-07)</i>
	<i>PR.IP-04: Dropped (moved to PR.DS-11)</i>
	<i>PR.IP-05: Dropped (moved to PR.IR-02)</i>
	<i>PR.IP-06: Dropped (moved to PR.DS-09)</i>

Public Draft

	<i>PR.IP-07: Dropped (moved to ID.IM-03)</i>
	<i>PR.IP-08: Dropped (moved to ID.IM-03)</i>
	<i>PR.IP-09: Dropped (moved to ID.IM-04)</i>
	<i>PR.IP-10: Dropped (moved to ID.IM-02)</i>
	<i>PR.IP-11: Dropped (moved to GV.RR-04)</i>
	<i>PR.IP-12: Dropped (moved to ID.RA-01, PR.PS-02)</i>
<i>Maintenance (PR.MA): Dropped (moved to ID.AM-08)</i>	
	<i>PR.MA-01: Dropped (moved to ID.AM-08, PR.PS-03)</i>
	<i>PR.MA-02: Dropped (moved to ID.AM-08, PR.PS-02)</i>
<i>Protective Technology (PR.PT): Dropped (moved to other Protect Categories)</i>	
	<i>PR.PT-01: Dropped (moved to PR.PS-04)</i>
	<i>PR.PT-02: Dropped (moved to PR.DS-01, PR.PS-01)</i>
	<i>PR.PT-03: Dropped (moved to PR.PS-01)</i>
	<i>PR.PT-04: Dropped (moved to PR.AA-07, PR.IR-01)</i>
	<i>PR.PT-05: Dropped (moved to PR.IR-04)</i>

<p><b>Platform Security (PR.PS):</b> The hardware, software (e.g., firmware, operating systems, applications), and services of physical and virtual platforms are managed consistent with the organization’s risk strategy to protect their confidentiality, integrity, availability</p>	
	<p><b>PR.PS-01:</b> Configuration management practices are applied (formerly PR.IP-01, PR.IP-03, PR.PT-02, PR.PT-03)</p> <p><b>PR.PS-02:</b> Software is <b>designed, developed or acquired</b>, maintained, replaced, and removed commensurate with risk (formerly PR.IP-12, PR.MA-02)</p> <p><b>PR.PS-03:</b> Hardware is <b>designed, developed or acquired</b>, maintained, replaced, and removed commensurate with risk (formerly PR.MA-01)</p> <p><b>PR.PS-04:</b> Log records are generated and made available for continuous monitoring (formerly PR.PT-01)</p> <p><b>PR.PS-05:</b> Installation and execution of unauthorized software are prevented</p> <p><b>PR.PS-06:</b> Secure software development practices are integrated, <b>including strategies such as security and cybersecurity by design</b>, and their performance is monitored throughout the software development life cycle</p>
<p><b>Technology Infrastructure Resilience (PR.IR):</b> Security architectures are managed with the organization’s risk strategy to protect asset confidentiality, integrity, and availability, and organizational resilience</p>	
	<p><b>PR.IR-01:</b> Networks and environments are protected from unauthorized logical access and usage (formerly PR.AC-03, PR.AC-05, PR.DS-07, PR.PT-04)</p> <p><b>PR.IR-02:</b> The organization’s technology assets are protected from environmental threats (formerly PR.IP-05)</p> <p><b>PR.IR-03:</b> Mechanisms are implemented to achieve resilience requirements in normal and adverse situations (formerly PR.PT-05)</p> <p><b>PR.IR-04:</b> Adequate resource capacity to ensure availability is maintained (formerly PR.DS-04)</p>

**Commented [JCAC16]:** Several texts in red are suggested to improve the description of categories and subcategories

Table 8. DETECT (DE): Find and analyze possible cybersecurity attacks and compromises

Category	Subcategory
<p><b>Continuous Monitoring (DE.CM):</b> Assets are monitored to find anomalies, indicators of compromise, <b>new or modified vulnerabilities</b>, and other potentially adverse events</p>	
	<p><b>DE.CM-01:</b> Networks and network services are monitored to find potentially adverse events (formerly DE.CM-01, DE.CM-04, DE.CM-05, DE.CM-07)</p>
	<p><b>DE.CM-02:</b> The physical environment is monitored to find potentially adverse events</p>
	<p><b>DE.CM-03:</b> Personnel activity and technology usage are monitored to find potentially adverse events (formerly DE.CM-03, DE.CM-07)</p>
	<p><i>DE.CM-04: Dropped (moved to DE.CM-01, DE.CM-09)</i></p>
	<p><i>DE.CM-05: Dropped (moved to DE.CM-01, DE.CM-09)</i></p>
	<p><b>DE.CM-06:</b> External service provider activities and services are monitored to find potentially adverse events (formerly DE.CM-06, DE.CM-07)</p>
	<p><i>DE.CM-07: Dropped (moved to DE.CM-01, DE.CM-03, DE.CM-06, DE.CM-09)</i></p>
	<p><i>DE.CM-08: Dropped (moved to ID.RA-01)</i></p>
	<p><b>DE.CM-09:</b> Computing hardware and software, runtime environments, and their data are monitored to find potentially adverse events (formerly PR.DS-06, PR.DS-08, DE.CM-04, DE.CM-05, DE.CM-07)</p>



Public Draft

<p><b>Adverse Event Analysis (DE.AE):</b> Anomalies, indicators of compromise, and other potentially adverse events are analyzed to characterize the events and detect cybersecurity incidents (formerly DE.AE, DE.DP-02)</p>	
	<p><i>DE.AE-01: Dropped (moved to ID.AM-03)</i></p>
	<p><b>DE.AE-02:</b> Potentially adverse events are analyzed to better understand associated activities</p>
	<p><b>DE.AE-03:</b> Information is correlated from multiple sources</p>
	<p><b>DE.AE-04:</b> The estimated impact and scope of adverse events are determined</p>
	<p><i>DE.AE-05: Dropped (moved to DE.AE-08)</i></p>
	<p><b>DE.AE-06:</b> Information on adverse events is provided to authorized staff and tools (formerly DE.DP-04)</p>
	<p><b>DE.AE-07:</b> Cyber threat intelligence and other contextual information are integrated into the analysis</p>
	<p><b>DE.AE-08:</b> Incidents are declared when adverse events meet the defined incident criteria (formerly DE.AE-05)</p>
<p><i>Detection Processes (DE.DP): Dropped (moved to other Categories and Functions)</i></p>	
	<p><i>DE.DP-01: Dropped (moved to GV.RR-02)</i></p>
	<p><i>DE.DP-02: Dropped (moved to DE.AE)</i></p>
	<p><i>DE.DP-03: Dropped (moved to ID.IM-02)</i></p>
	<p><i>DE.DP-04: Dropped (moved to DE.AE-06)</i></p>
	<p><i>DE.DP-05: Dropped (moved to ID.IM-03)</i></p>

**Table 9. RESPOND (RS): Take action regarding a detected cybersecurity incident**

Category	Subcategory
<i>Response Planning (RS.RP): Dropped (moved to RS.MA)</i>	
	<i>RS.RP-01: Dropped (moved to RS.MA-01)</i>
<b>Incident Management (RS.MA):</b> Responses to detected cybersecurity incidents are managed (formerly RS.RP)	
	<b>RS.MA-01:</b> The incident response plan is executed once an incident is declared in coordination with relevant third parties (formerly RS.RP-01, RS.CO-04)
	<b>RS.MA-02:</b> Incident reports are triaged and validated (formerly RS.AN-01, RS.AN-02)
	<b>RS.MA-03:</b> Incidents are categorized and prioritized (formerly RS.AN-04, RS.AN-02)
	<b>RS.MA-04:</b> Incidents are escalated or elevated as needed (formerly RS.AN-02, RS.CO-04)
	<b>RS.MA-05:</b> The criteria for initiating incident recovery are applied
<b>Incident Analysis (RS.AN):</b> Investigation is conducted to ensure effective response and support forensics and recovery activities	
	<i>RS.AN-01: Dropped (moved to RS.MA-02)</i>
	<i>RS.AN-02: Dropped (moved to RS.MA-02, RS.MA-03, RS.MA-04)</i>
	<b>RS.AN-03:</b> Analysis is performed to determine what has taken place during an incident and the root cause of the incident

	<i>RS.AN-04: Dropped (moved to RS.MA-03)</i>
	<i>RS.AN-05: Dropped (moved to ID.RA-08)</i>
	<b>RS.AN-06:</b> Actions performed during an investigation are recorded and the records' integrity and provenance are preserved (formerly part of RS.AN-03)
	<b>RS.AN-07:</b> Incident data and metadata are collected, and their integrity and provenance are preserved
	<b>RS.AN-08:</b> The incident's magnitude is estimated and validated
<b>Incident Response Reporting and Communication (RS.CO):</b> Response activities are coordinated with internal and external stakeholders as required by laws, regulations, or policies	
	<i>RS.CO-01: Dropped (moved to PR.AT-01)</i>
	<b>RS.CO-02:</b> Internal and external stakeholders are notified of incidents
	<b>RS.CO-03:</b> Information is shared with designated internal and external stakeholders (formerly RS.CO-03, RS.CO-05)
	<i>RS.CO-04: Dropped (moved to RS.MA-01, RS.MA-04)</i>
	<i>RS.CO-05: Dropped (moved to RS.CO-03)</i>
<b>Incident Mitigation (RS.MI):</b> Activities are performed to prevent expansion of an event and mitigate its effects	
	<b>RS.MI-01:</b> Incidents are contained
	<b>RS.MI-02:</b> Incidents are eradicated
	<i>RS.MI-03: Dropped (moved to ID.RA-06)</i>

<i>Improvements (RS.IM): Dropped (moved to ID.IM)</i>	
	<i>RS.IM-01: Dropped (moved to ID.IM-03)</i>
	<i>RS.IM-02: Dropped (moved to ID.IM-03)</i>

**Table 10. RECOVER (RC): Restore assets and operations that were impacted by a cybersecurity incident**

Category	Subcategory
<b>Incident Recovery Plan Execution (RC.RP):</b> Restoration activities are performed to ensure operational availability of systems and services affected by cybersecurity incidents	<b>RC.RP-01:</b> The recovery portion of the incident response plan is executed once initiated from the incident response process
	<b>RC.RP-02:</b> Recovery actions are determined, scoped, prioritized, and performed
	<b>RC.RP-03:</b> The integrity of backups and other restoration assets is verified before using them for restoration
	<b>RC.RP-04:</b> Critical mission functions and cybersecurity risk management are considered to establish postincident operational norms
	<b>RC.RP-05:</b> The integrity of restored assets is verified, systems and services are restored, and normal operating status is confirmed
	<b>RC.RP-06:</b> The criteria for determining the end of incident recovery are applied, and incident-related documentation is completed

Public Draft

<b>Incident Recovery Communication (RC.CO):</b> Restoration activities are coordinated with internal and external parties	
	<i>RC.CO-01: Dropped (moved to RC.CO-04)</i>
	<i>RC.CO-02: Dropped (moved to RC.CO-04)</i>
	<b>RC.CO-03:</b> Recovery activities and progress in restoring operational capabilities are communicated to designated internal and external stakeholders
	<b>RC.CO-04:</b> Public updates on incident recovery are properly shared using approved methods and messaging (formerly RC.CO-01, RC.CO-02)
<i>Improvements (RC.IM): Dropped (moved to ID.IM)</i>	
	<i>RC.IM-01: Dropped (moved to ID.IM-03)</i>
	<i>RC.IM-02: Dropped (moved to ID.IM-03)</i>