

Transcending PSNR: SIVV as an Image Fidelity Metric



John M. Libert
Shahram Orandi
John Grantham

November 30, 2012

Problem:

- Measure change in an image due to some process or compare effects of different processes on an image
 - Spatial(pixel) domain
 - Frequency domain


Solution (spatial domain):

- Peak Signal-to-Noise Ratio (PSNR)
- Root Mean Squared Error (RMSE)
- Structural Similarity Index (SSIM)

Solution (frequency domain):

- NIST Spectral Image Validation Verification (SIVV) Metric

SIVV Procedure:




Step 1 : 2D normalized power spectrum of image encodes frequency structure in all directions


Input Img.



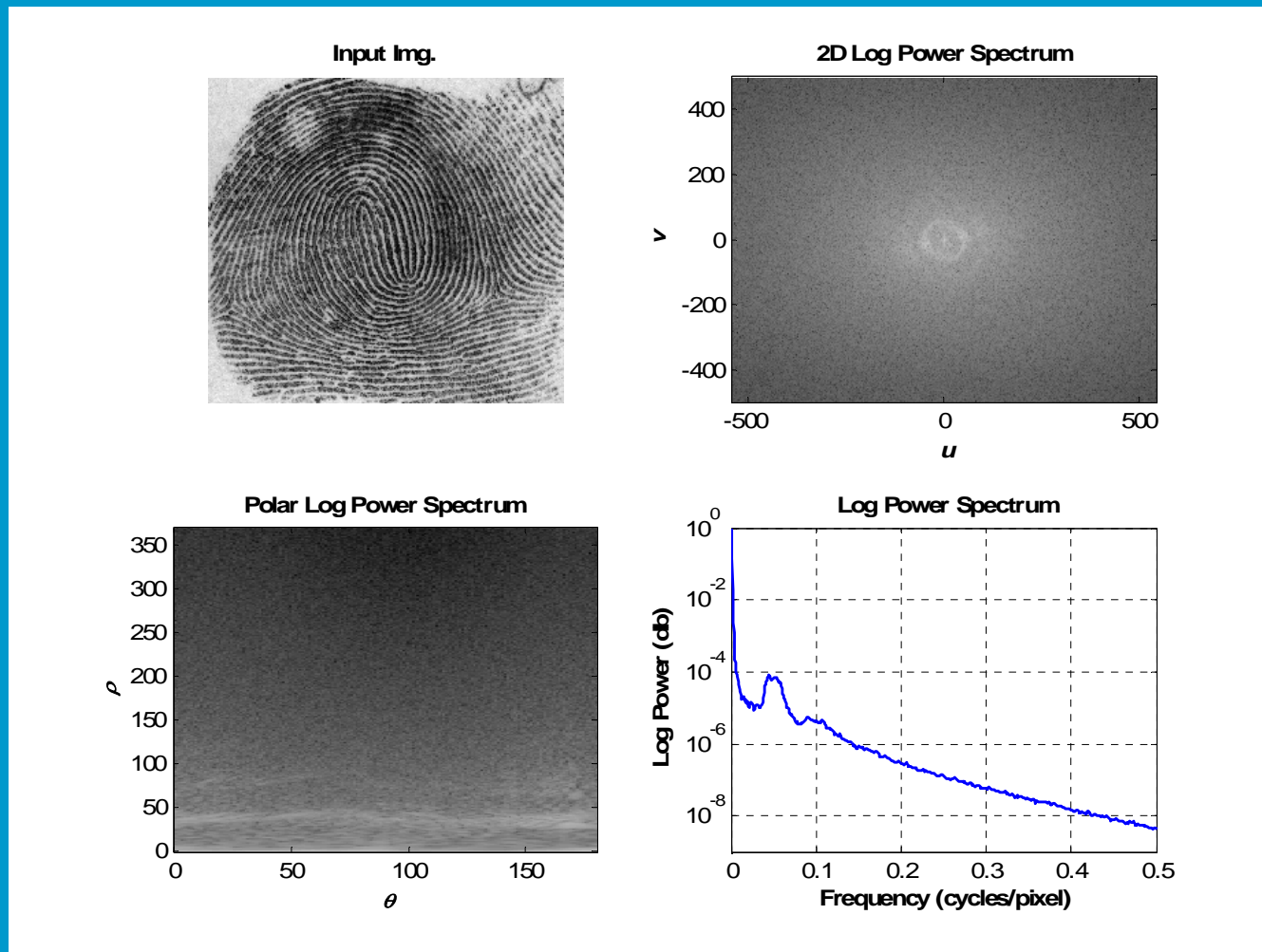
2D Log Power Spectrum



Polar Log Power Spectrum



Step 2: Polar transform of 2D spectrum simplifies



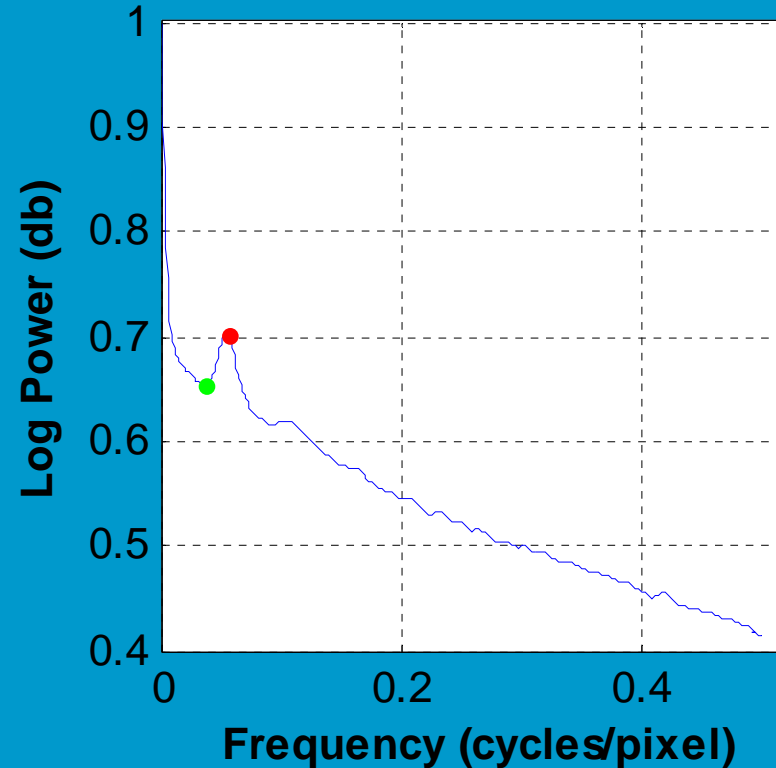
Step 3: Sum over angle and rescale pixels to frequency to get 1D spectral summary signal for SIVV

- Peak structure is diagnostic feature
 - Relative amplitude
 - Frequency location

Input Img.



Log Power Spectrum



Problem Images

- Rotation
- Translation
- Dimension change - loss of row(s), column(s)
- SIVV is largely invariant to these artifacts

Experiments:

- Examine response of metrics over a range of
 - Rotations
 - Translations

Rotation

Rotation 0.20 Deg.

Image 1



Image 2



Rotation 5.00 Deg.

Image 1



Image 2.



Translation

Translation (x,y) 2 pixels

Image 1



Image 2



Translation (x,y) 26 pixels

Image 1

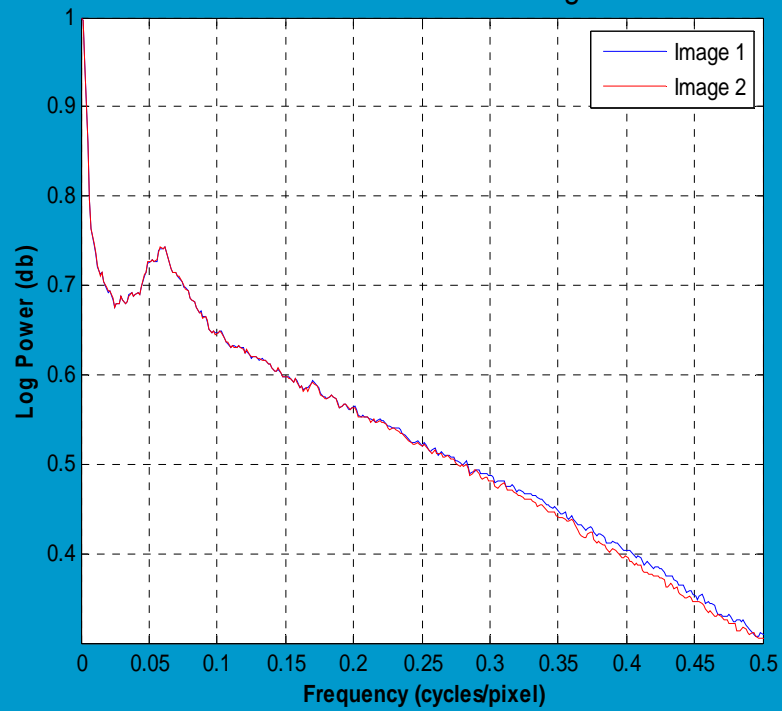


Image 2

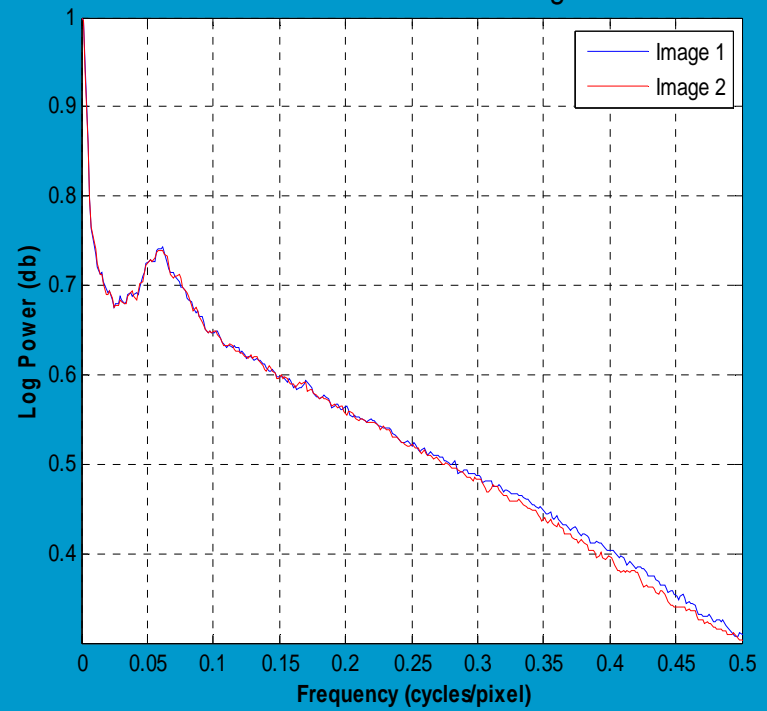


SIVV - Rotation

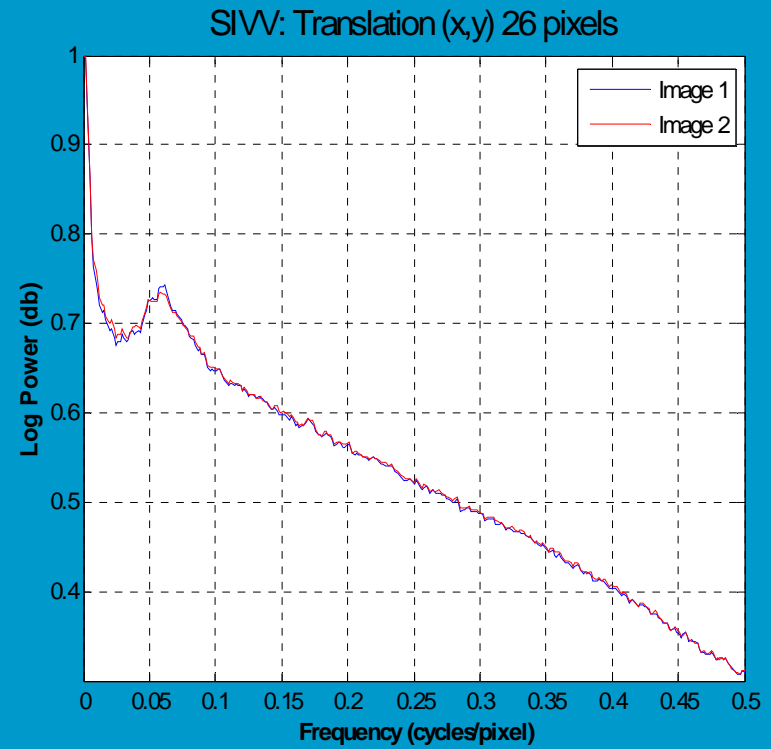
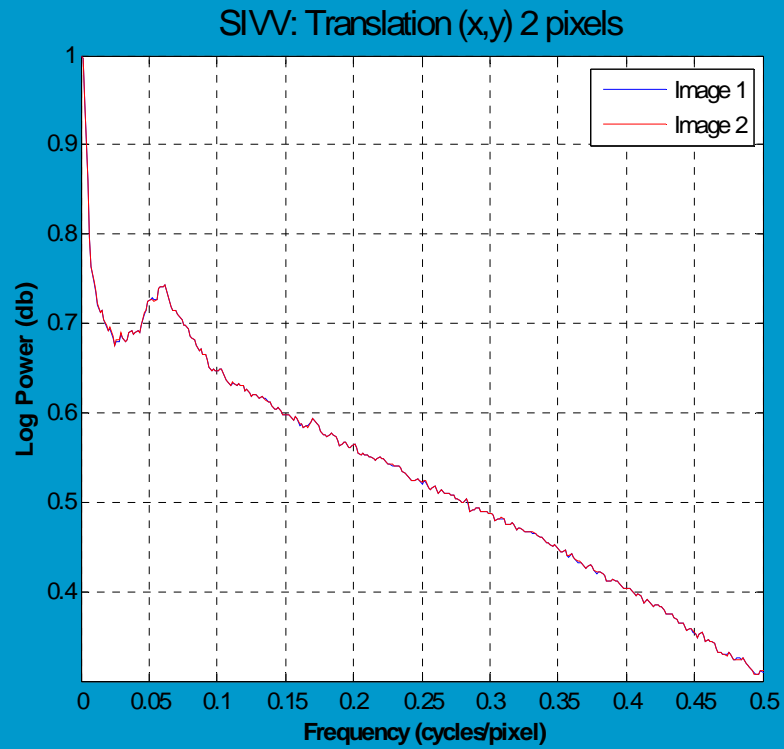
SIVV: Rotation 0.20 Deg.



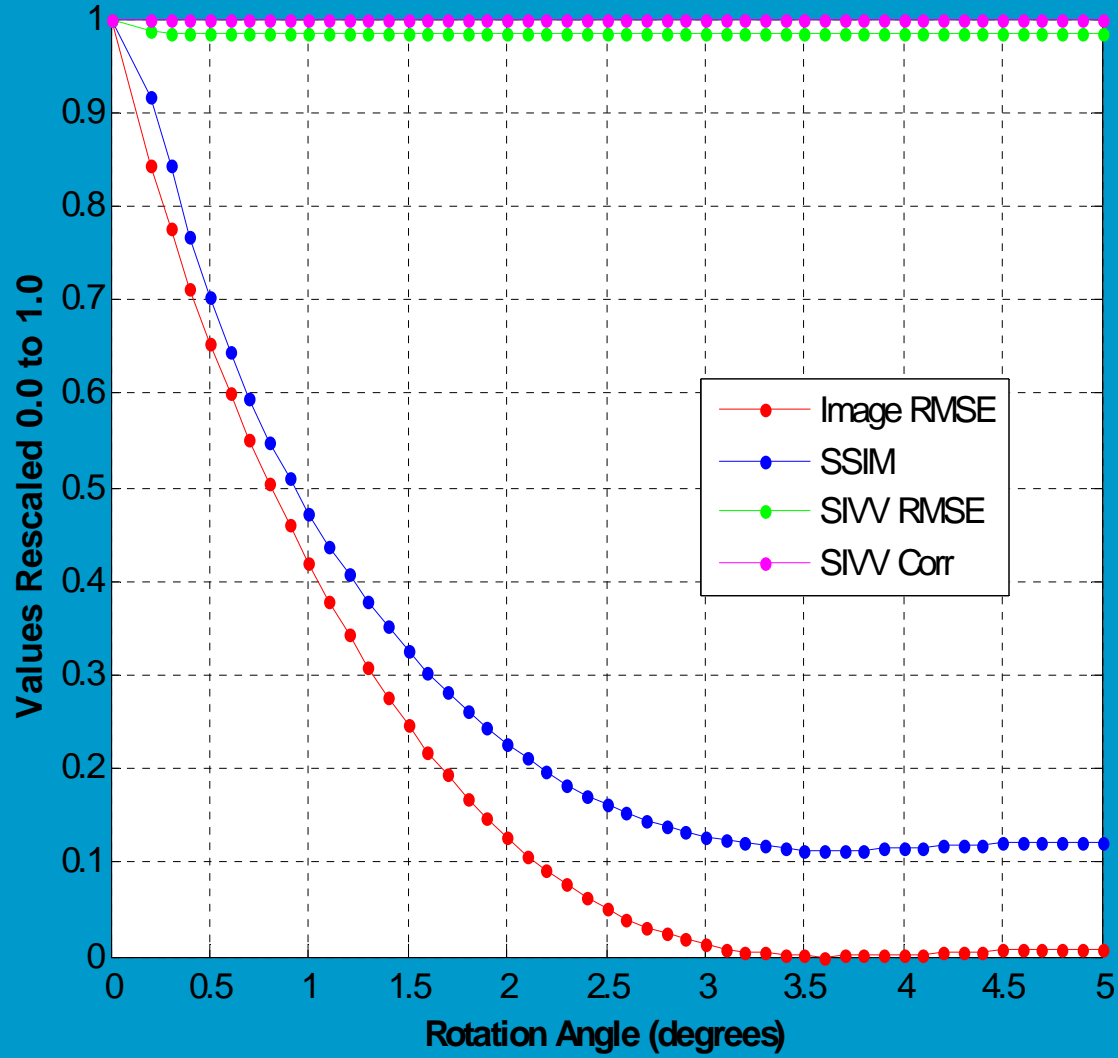
SIVV: Rotation 5.00 Deg.



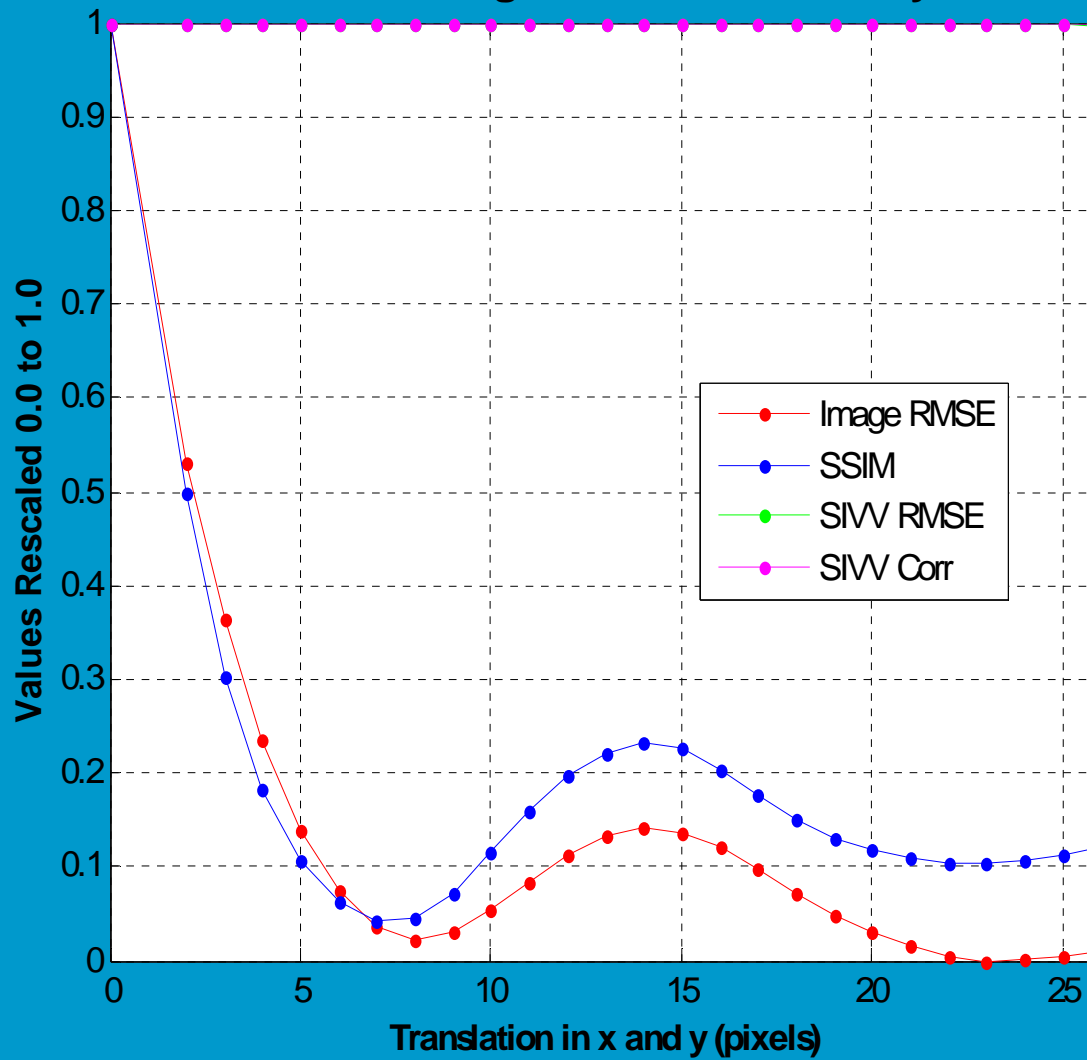
SIVV - Translation



Effect of Image Rotation on Fidelity



Effect of Image Translation on Fidelity



Conclusions:

- Where pixel correspondence is likely
 - Pixel differencing methods have some utility
 - Frequency methods such as SIVV can provide important additional information
- Where pixel correspondence is unlikely
 - Frequency analysis may be the best option

Other SIVV Applications

- Database screening- fingerprint vs. non-fingerprint
- Preprocessor to image quality metric
- Live-scan acquisition IV&V
- Fingerprint compression-rate and downsampling studies
- Fingerprint segmentation

Software:

- SIVV Utility prototyping in MATLAB
 - Available upon request from author
 - Rewritten in C++ using OpenCV library
 - Win32 and 64
 - Linux (and Mac OSX)
 - Released as NBIS 4.1.0
- <http://www.nist.gov/itl/iad/ig/nbis.cfm>

Selected References

- Libert, J.M.; Grantham, J.; Orandi, S. “A 1D Spectral Image Validation/Verification Metric for Fingerprints”. NISTIR7599, August 19, 2009.
http://www.nist.gov/customcf/get_pdf.cfm?pub_id=903078
- Libert, J.M.; S. Orandi; and J.D. Grantham, “Comparison of the WSQ and JPEG 2000 Image Compression Algorithms On 500 ppi Fingerprint Imagery,” NIST Interagency/Internal Report (NISTIR) – 7781, April 23, 2012. http://www.nist.gov/manuscript-publication-search.cfm?pub_id=910658
- Z. Wang and A. C. Bovik, “Image quality assessment: from error visibility to structural similarity,” IEEE Trans. Image Processing, vol. 13, pp. 600 – 612, Apr. 2004.
www.ece.uwaterloo.ca/~z70wang/publications/ssim.html

Q&A / Contact Info

John M. Libert

NIST Image Group

John.libert@nist.gov