

1 **American National Standard**
2 **for Information Systems —**

3

4 **Data Format for the Interchange of Fingerprint,**
5 **Facial, & Other Biometric Information – Part 2:**
6 **XML Version**

7

8 **03/05/2008 Draft for Comment**

9

10

11

12 Please send comments in the comment form for this draft to
13 ansi-nist-xml@nist.gov no later than April 7, 2008.
14 Download a copy of the comment form from
15 <http://fingerprint.nist.gov/standard/>.

1 Contents

2	Foreword	viii
3	201 Introduction.....	1
4	202 Scope, purpose, and conformance	1
5	202.1 Scope	1
6	202.2 Purpose	2
7	202.3 Conformance.....	2
8	203 Normative References.....	3
9	204 Definitions.....	4
10	205 Transmitted data conventions	6
11	205.1 Fingerprint Ridge Representation	6
12	205.2 Byte and bit ordering	6
13	205.3 Grayscale data	7
14	205.4 Binary data	7
15	205.5 Color data.....	7
16	205.6 Compression algorithms	8
17	205.7 Color spaces	10
18	205.8 Scan sequence.....	11
19	206 Image resolution requirements.....	12
20	206.1 Scanner resolution requirement.....	12
21	206.2 Transmitting resolution requirement.....	13
22	207 Information exchange package description.....	13
23	207.1 Information exchange package format.....	15
24	207.2 Information exchange package contents	15
25	207.3 Implementation domains	16
26	207.4 Image reference identification	17

1	208 Record description	18
2	208.1 Logical record types	18
3	208.2 Record format.....	23
4	209 Type-1 transaction information record	24
5	209.1 XML elements for the Type-1 transaction information record.....	24
6	209.2 End of transaction information record Type-1.....	33
7	210 Type-2 user-defined descriptive text record.....	33
8	210.1 XML elements for Type-2 logical records	33
9	210.2 End of Type-2 user-defined descriptive text record	36
10	210.3 Additional user-defined descriptive text records	36
11	211 Type-3 through Type-6 fingerprint image records.....	37
12	211.1 General.....	37
13	211.2 Types 3-6 logical record XML elements.....	37
14	211.3 End of fixed-resolution fingerprint image record	41
15	211.4 Additional fixed-resolution image records	41
16	212 Type-7 user-defined image record	43
17	212.1 XML elements for Type-7 logical records	44
18	212.2 End of Type-7 user-defined image record	46
19	212.3 Additional user-defined descriptive text records	46
20	213 Type-8 signature image record	46
21	213.1 XML elements for the Type-8 logical record	46
22	213.2 End of Type-8 signature image record.....	51
23	213.3 Additional variable-resolution latent image records	51
24	214 Type-9 minutiae data record	51
25	214.1 Minutiae and other information descriptors (Standard Format)	51
26	214.2 XML elements for Type-9 logical record	54
27	214.3 End of Type-9 logical record	63

1	214.4	Additional minutiae records	63
2	215	Type-10 facial & SMT image record.....	63
3	215.1	XML elements for the Type-10 logical record	64
4	215.2	End of Type-10 logical record	95
5	215.3	Additional facial & SMT image records	95
6	216	Type-11 record reserved for future use.....	96
7	217	Type-12 record reserved for future use.....	96
8	218	Type-13 variable-resolution latent image record.....	96
9	218.1	XML elements for the Type-13 logical record	96
10	218.2	Additional variable-resolution latent image records	109
11	219	Type-14 variable-resolution fingerprint image record	109
12	219.1	XML elements for the Type-14 logical record	110
13	219.2	Additional variable-resolution fingerprint image records	125
14	220	Type-15 variable-resolution palmprint image record.....	125
15	220.1	XML elements for the Type-15 logical record	126
16	220.2	Additional variable-resolution palmprint image records	135
17	221	Type-16 user-defined testing image record	135
18	221.1	XML elements for the Type-16 logical record	135
19	221.2	Additional variable-resolution latent image records	144
20	222	Type-17 Iris image record	144
21	222.1	General.....	144
22	222.2	XML elements for the Type-17 logical record	144
23	222.3	End of Type-17 Iris Data Record.....	156
24	222.4	Additional Type-17 Iris Data Records	156
25	223	Type-99 CBEFF record	157
26	223.1	XML elements for the Type-99 logical record	157
27	223.2	End of Type-99 CBEFF Data Record.....	163

1	223.3	Additional Type-99 CBEFF Data Records	163
2	224	Another individual.....	164
3	Annex A	7-bit American Standard Code for Information Interchange (ASCII).....	165
4	Annex B	Package Schema.....	166
5	Annex C	Base-64 encoding scheme	179
6	Annex D	JPEG file interchange format.....	182
7	Annex E	NCIC Codes for Scars, marks, tattoos, and other characteristics	190
8	Annex F	Instance Document	202
9	Annex G	INCITS / M1 378 Minutiae Format.....	247
10	Annex H	Best Practice Application Level 30	258
11	Annex I	Best Practice Image Capture Requirements for SAP Levels 40, 50, and 51.....	261
12	Annex J	Face-Pose Values	268
13	Annex K	Bibliography	271
14	Annex L	Constraint Schema.....	272
15			

16 **Figures**

17	Figure 1	Byte and bit ordering	7
18	Figure 2	Order of scanned image.....	12
19	Figure 3	Minutiae coordinate system	53
20	Figure 4	Examples of resolution for levels 30, 40, & 50/51	78
21	Figure 6	Eye and nostril center feature points.....	83
22	Figure 5	Feature point codes defined in ISO/IEC 14496-2	85
23	Figure 7	Entire joint image.....	105

24

1 **Tables**

2	Table 201 Grayscale & color image compression codes	8
3	Table 202 Binary compression codes	10
4	Table 203 Color spaces.....	10
5	Table 204 Logical record types	14
6	Table 205 Number of logical records per transaction.....	16
7	Table 206 Resolution of Transmitted fingerprint image records	19
8	Table 207 Type-1 transaction information record.....	26
9	Table 208 Directory of character sets	33
10	Table 209 Type-2 user-defined descriptive text record.....	34
11	Table 210 Type 3-6 record layout.....	38
12	Table 211 Finger & palm impression types	42
13	Table 212 Finger position code & maximum image dimensions.....	43
14	Table 213 Type-7 user-defined image record	44
15	Table 214 Type-8 record layout.....	47
16	Table 215 Minutiae types	52
17	Table 216a Type-9 minutiae record (all implementations)	55
18	Table 217 Pattern classification.....	62
19	Table 218 Type-10 facial and SMT record layout	64
20	Table 219 Device monitoring modes	70
21	Table 220 Subject acquisition profiles.....	75
22	Table 221 Photo descriptors.....	78
23	Table 222 Subject facial description codes	80
24	Table 223 Eye color codes	81
25	Table 224 Subject feature points.....	82
26	Table 225 Eye and nostril center feature point codes	83

1	Table 226 Hair color codes.....	86
2	Table 227 Subject pose.....	87
3	Table 228 Acquisition source type codes.....	88
4	Table 229 Color codes	90
5	Table 230 Tattoo classes	91
6	Table 231 Tattoo subclasses.....	92
7	Table 232 Type-13 Variable-resolution latent record	97
8	Table 233 EJI and tip codes	105
9	Table 234 Type-14 Variable-resolution fingerprint record.....	110
10	Table 235 Palm codes and dimensions	126
11	Table 236 Type-15 Variable-resolution palmprint record	128
12	Table 237 Type-16 Variable-resolution latent record	137
13	Table 238 Type-17 Iris image record layout.....	145
14	Table 239 Type-99 CBEFF biometric data record layout.....	158
15	Table 240 CBEFF Biometric type	164
16		

1 **Foreword (This foreword is not part of American National Standard**
2 **ANSI/NIST-ITL 2-200X)**

3 Various levels of law enforcement and related criminal justice agencies as well as identity
4 management organizations procure equipment and systems intended to facilitate the
5 determination of the personal identity of a subject from fingerprint, palm, facial (mugshot), or other
6 biometric information (including iris data). To effectively exchange identification data across
7 jurisdictional lines or between dissimilar systems made by different manufacturers, a standard is
8 needed to specify a common format for the data exchange. To this end, this standard has been
9 developed.

10 Fingerprint and palmprint images are acquired from flatbed scanners, Automated Fingerprint
11 Identification Systems (AFIS), live-scan fingerprint and palmprint readers, and/or image storage
12 and retrieval systems. An AFIS scans and stores the digital representations of fingerprint and
13 palmprint images that are captured from inked cards, chemical cards, or live-scan readers that
14 acquire the fingerprint and palmprint image data directly from the subject's fingers and hands.
15 The scanned images are then processed to extract specific types of features from the images.

16 Sources used for the electronic capture of a subject's facial image (mugshot) and scars, marks,
17 and tattoos (SMTs) present include digital still and video cameras and other types of video
18 recorders that capture images and produce digital image files directly from the subject's head and
19 body. Scanners are used to digitize images from photographs, pictures, or sketches. The digital
20 representations of these images consist of grayscale or color pixels depending on the application
21 and equipment.

22 These digital images may be stored in a compressed or uncompressed form in an image storage
23 and retrieval system together with textual descriptive data and other information for each image.
24 When required, specific images stored on a file can be retrieved from storage and be
25 incorporated as part of an electronic mugshot book, or an electronic line-up. Images selected
26 may be the result of textual filters based on physical descriptive or information fields associated
27 with each image. Stored SMT images can also be retrieved as part of an identification process.

28 Features from the scanned fingerprint, palmprint, facial, or other biometric images can be
29 compared against a masterfile containing features extracted from previously scanned images.
30 The result of these comparisons is a list of potential candidate identifications. A human examiner,
31 using images retrieved from the system or fingerprint cards, then can identify a subject.

32 The Information Technology Laboratory (ITL) of the National Institute of Standards and
33 Technology (NIST) sponsored the development of this American National Standards Institute
34 (ANSI) approved American National Standard using the NIST Canvass Method to demonstrate
35 evidence of consensus. This updated standard replaces ANSI/NIST-ITL 1-2000 that address the
36 interchange of fingerprint, facial, and SMT data.

37 The document that follows is the Extensible Markup Language (XML) version. Part 1, the
38 conventional version, was approved April 20, 2007.

39 Part 2 of this standard includes twelve annexes. Annex A is normative and contains the 7-bit
40 American Standard Code for Information Interchange (ASCII). Annex B is normative and
41 contains the ITL package schema. Annex C is normative and describes the base-64 encoding
42 scheme. Annex D, a description of the Joint Photographic Experts Group (JPEG) File
43 Interchange Format (JFIF), is normative and considered part of the standard. Annex E is
44 normative and contains the current version's (December 2000) codes from the National Crime
45 Information Center (NCIC) Code Manual for describing the body locations of Scars, Marks, and

1 Tattoos. Annex F is an example XML instance document file containing all logical record types,
 2 and illustrating the use of every data element. The biometric exchange records contained in
 3 Annex F are formatted in accordance with this standard and are informative and not considered
 4 as part of the standard. Annex G is informative and contains the XML version of the INCITS/M1
 5 378 minutiae format specifications. Informative Annexes H and I contain best practices for
 6 mugshots for application levels 30 through 51, respectively. Annex J is also informative and
 7 contains various examples of face-pose value combinations. Annex K is a bibliography of
 8 informative references. Annex L is a normative and contains the constraint schema.

9 Over the past several years, many data interchange and processing applications have converted
 10 to or are in the process of migrating toward an XML format approach for processing data. In
 11 order to provide the ability to directly interface with such applications, this XML alternative
 12 representation of the textual, image, and other biometric information has been developed. This
 13 Part 2 of this standard contains the XML alternative for the conventional ANSI/NIST standard. A
 14 goal of Part 2 is to describe a “one-to-one” correspondence of XML elements to the numerically
 15 tagged conventional elements described in Part 1. Another goal is to define an XML
 16 representation that conforms to the National Information Exchange Model (NIEM). The Part 1
 17 subelements (separated by the *US* and *RS* characters in the conventional representation) have
 18 been given XML counterparts in Part 2.

19 Suggestions for the improvement of this standard are welcome. They should be sent to the
 20 attention of Elaine M. Newton, NIST ITL Biometric Standards, Information Access Division, Image
 21 Processing Group, NIST, 100 Bureau Dr, Mail Stop 8940, Gaithersburg, MD 20899-8940.

22 The following organizations, recognized as having an interest in the standardization of the data
 23 format for the interchange of fingerprint, facial, SMT, and other biometric information, were
 24 contacted prior to the approval of this revision of the standard. Inclusion in this list does not
 25 necessarily imply that the organization concurred with the submittal of the proposed standard to
 26 ANSI.

27

ATS	John Loverude
Authenti-Corp	Roger Cottam
Aware, Inc.	Robert Mungovan Scott Hills (Alt.)
BAE Systems Information Technology	Brian Finegold
Biometric Information Mgmt	Michael Powers
BPRA	William Long
BSI 2000, Inc.	Kevin Wilson
Bundeskriminalamt	Gerd Hardt Christopher Schiel (Alt.)
BWXT Y-12	Edmon Begoli Mark Patterson (Alt.)
California Department of Justice	Anthony Doonan
Cherry Biometrics	Michael Cherry
City of Henderson, Nevada	Kent Timothy (Alt.)
Cogent Systems, Inc.	Anne Wang Howard Dong (Alt.)

Comnetix, Inc.	Henri Schueler
Cross Match Technologies	Greg Cannon Ralph Lessmann (Alt.)
Daon	Matt Swayze Catherine Tilton (Alt.)
Dataworks Plus	Rick Johnson Todd Pastorini (Alt.)
Delaware State Police	Russell McNatt
DHS/TSA -Federal Air Marshal Service	Matthew O'Neill
DHS/US-VISIT	Brad Wing
FBI/CJIS	Tom Hopper B. Scott Swann Patrice Yuh
Florida Department of Law Enforcement	Charles Schaeffer
Foray Technologies	David Witzke, II
Global XSTF	Paul Embley
Hall Biometric Associates	David Hall
Hennepin County Sheriff's Office	Leila Tite
Higgins-Hermansen Group, LLC	Peter Higgins Kathleen Higgins (Alt.)
Homeland Security Institute	Robert Zimmerman
IAI AFIS Committee, Chair	Peter Komarinski
ID Technology Partners, Inc.	Mark Jerde M. Paul Collier (Alt.) Tom Greiner (Alt.) R. Michael McCabe (Alt.)
Kern County Sheriff	Daniel Harmuth
Kosovo Police	Besim Hasanaj
KS Information Technology	Kristianne Scheier
L-1 Identity Solutions	Scott Piette Brian Martin (Alt.) D.P. Weston (Alt.)
Lockheed Martin	David Hagan Scott Rogers (Alt.)
Los Angeles Co. Sheriff's Dept.	T.J. Smith (Alt.)
Mentalix, Inc.	Dale Remmers
MN Bureau of Criminal Apprehension	Jerry Olson
Motorola	Mitchell Higashi
MTG Management Consultants	Terrance Gough, Jr. (Alt.)
National Policing Improvement Agency	Geoff Whitaker John Flahive (Alt.)

Nebraska State Patrol	Jill Davidson Bruce Luhr (Alt.)
NEC Corporation of America	Stephen Dunbar
Netherlands National Police Agency	Bastiaan Zetstra
NIST	Michael Garris Patrick Grother (Alt.) Stan Janet (Alt.)
NLETS	Catherine Plummer
Noblis	John Mayer-Splain (Alt.)
Nortel PEC Solutions, Inc	Benjamin McDowell
NYS Div. of Criminal Justice Services	Nancy Campbell Marie Sciocchetti Mary Ann Pelletier (Alt.)
Raytheon	Teddy Ko Charles Li (Alt.)
Recorders & Medicare Systems Pvt. Ltd.	Vikas Goel
Royal Canadian Mounted Police	Mark Labonte
Saber	Bonny Scheier
Sagem Morpho, Inc.	Glen McNeil Jean-Christophe Fondeur (Alt.)
SAIC	Doug Houck
Santa Clara County Sherrif's Office	Richard Reneau
Steria	JR Vanden Eynde
Terrorist Screening Center	Joseph Krozak Stan Larmee CJ Lee Christopher Holmes
Texas Department of Public Safety	Mike Lesko
Toronto Police Service	Newton Phoon
United States Army Biometrics Task Force	Dale Hapeman Samuel DeWolfe Arun Vemury
vIDentity Systems, Inc.	Alan Viars
WI Dept. of Justice	Gerry Coleman

1 **201 Introduction**

2 The first version of this standard, ANSI/NBS-ICST 1-1986, was published by NIST (formerly the
3 National Bureau of Standards) in 1986. It was a minutiae-based standard that required a
4 minimum amount of memory for the exchange and storage of fingerprint information.

5 In 1993 an updated version of the "Data Format for the Interchange of Fingerprint Information"
6 standard (ANSI/NIST-CSL 1-1993) was approved by ANSI. While retaining the provision for
7 minutiae data, the standard focused on formats for the exchange of fingerprint images rather than
8 processed minutiae data.

9 In 1997 an addendum was approved to provide for the interchange of facial ("mugshot") image
10 data and captured image data from scars, marks, and tattoos. The addendum carried the ANSI
11 designation of ANSI/NIST-ITL 1a-1997.

12 A workshop convened in 1998 to review the standard and its addendum. This resulted in a new
13 revision that merged the two documents, emphasized the tagged-field record, and introduced
14 new record types for the exchange of recorded fingerprint, latent, and palm print images. The
15 revision was titled "Data Format for the Interchange of Fingerprint, Facial, & Scar Mark & Tattoo
16 (SMT) Information" and carried the ANSI designation of ANSI/NIST-ITL 1-2000.

17 This Part 1 version of the standard approved in 2007 was the result of agreements reached
18 during two workshops held in April and December of 2005 to review the ANSI/NIST-ITL 1-2000
19 standard. During the first workshop, proposals to update the standard were introduced. The
20 proposals were refined and presented for discussion and approval during the second workshop.
21 The major enhancements in this revision include:

- 22 • Image quality and segmentation data to support the processing of the "flat" images
- 23 • Definition of a new block of minutiae fields to harmonize with the INCITS M1 minutiae
24 standard
- 25 • Best practice application levels for the capture of facial images
- 26 • A new record type for the exchange of iris information
- 27 • A new record type to contain biometric information not described in this standard but
28 conformant to other registered biometric data format standards; and
- 29 • An XML alternative representation for this standard.

30 **202 Scope, purpose, and conformance**

31 **202.1 Scope**

32 This standard defines the content, format, and units of measurement for the exchange of
33 fingerprint, palmprint, facial/mugshot, scar mark & tattoo (SMT), iris, and other biometric sample
34 information that may be used in the identification or verification process of a subject. The
35 information consists of a variety of mandatory and optional items, including scanning parameters,
36 related descriptive and record data, digitized fingerprint information, and compressed or

1 uncompressed images. This information is primarily intended for interchange among criminal
2 justice administrations or organizations that rely on automated fingerprint and palmpoint
3 identification systems, or use facial/mugshot, SMT, iris, or other biometric data for identification
4 purposes.

5 This standard does not define the characteristics of the software that shall be required to format
6 the textual information or to compress and reconstruct the associated digital fingerprint image
7 information. Typical applications for this software might include, but are not limited to, computer
8 systems associated with a live-scan fingerprinting system, a workstation that is connected to or is
9 part of an Automated Fingerprint Identification System (AFIS), or an image storage and retrieval
10 system containing fingerprints, facial/mugshot, SMT, or other biometric images.

11 **202.2 Purpose**

12 Information compiled and formatted in accordance with this standard can be recorded on
13 machine-readable media or may be transmitted by data communication facilities. This information
14 may have been gathered directly from a fingerprint scanner or camera in lieu of a fingerprint card,
15 a latent fingerprint, facial/mugshot, or other types of photographs. Law enforcement, criminal
16 justice agencies, and other organizations that process biometric data will use the standard to
17 exchange fingerprint, palmpoint, facial, iris, or other photographic images and related biometric
18 identification data.

19 **202.3 Conformance**

20 Systems claiming conformance with this standard shall implement the transmitting and/or
21 receiving of record types as defined by this standard. Systems claiming conformance are not
22 required to implement every record type specified herein. At a minimum, they must be capable of
23 transmitting and receiving Type-1 records. However, in order for a transaction to be meaningful,
24 there must be at least one additional type of record included. The implementer must document
25 the record types supported in terms of transmitting and/or receiving. Those record types not
26 implemented shall be ignored by the conforming system receiving a transaction.

27 Implementers are expected to extend this standard by supplying substitution elements for the
28 abstract elements `<itl:UserDefinedFields>`, `<itl:RecordImage>`, `<itl:RecordMinutiae>`,
29 `<itl:DomainDefinedDescriptiveText>`, and/or `<itl:OtherDescriptiveText>`. The substitution
30 elements must be created in a separate user-declared namespace. The content of the
31 substitution elements must be well-formed XML and should follow NIEM rules for extending the
32 National Information Exchange Model. Implementers may modify the `xmlns:` and `import` attributes
33 to reference user-defined namespaces and extension schema. The `minOccurs` and `maxOccurs`
34 attributes in the ITL constraint schema version of *ansi-nist.xsd* may be modified to facilitate use of
35 NIEM *ansi-nist* elements in user-defined blocks.

36 Implementers may not introduce new elements except within the substitution elements described
37 above, nor may they change the order or structure of elements defined by the standard.

38 The root element, `<itl:NISTBiometricInformationExchangePackage>`, may be included as a
39 payload in a larger package.

40 All required elements must be present in a conforming instance document even if the standard's
41 schema do not strictly enforce the requirement.

1 **203 Normative References**

2 The following standards contain provisions that, through reference in this text, constitute
3 provisions of this American National Standard. At the time of publication, the editions indicated
4 were valid. All standards are subject to revision, and parties that utilize this American National
5 Standard are encouraged to investigate the possibility of applying the most recent editions of the
6 standards indicated below.

7 ANSI X3.4-1986 (R1992), Information Systems --- Coded Character Sets ---7-Bit American
8 National Standard Code for Information Interchange (7-Bit ASCII).¹

9 ANSI X3.172-1990, Information Systems --- Dictionary for Information Systems.

10 ANSI/EIA - 538-1988 Facsimile Coding Schemes and Coding Control Functions for Group 4
11 Facsimile Equipment.

12 ANSI/IAI 2-1988, Forensic Identification --- Automated Fingerprint Identification Systems ---
13 Glossary of Terms and Acronyms.²

14 ANSI INCITS 378-2004, Finger Minutiae Format for Data Interchange.³

15 ANSI INCITS 398-2005, the Common Biometric Exchange Formats Framework (CBEFF)

16 ANSI/NIST-ITL 1-2000, Information systems – Data Format for the Interchange of Fingerprint,
17 Facial, and Scar Mark & Tattoo (SMT) Information.⁴

18 IAFIS-DOC-0178-7.1 Electronic Fingerprint Transmission Specification, Version 7.1, May 2,
19 2005⁵.

20 IAFIS-IC-0110 (V3) WSQ Gray-scale Fingerprint Image Compression Specification, December
21 19, 1997.

22 ISO 646-1983 7-Bit Coded Character Set for Information Interchange.⁶

23 ISO 8601-1988, Data Elements and Interchange Formats - Information Interchange
24 Representation of Dates and Times.

¹ ANSI X3 Documents available from the American National Standards Institute, 11 West 42nd Street, New York, NY 10036.

² Available from the International Association for Identification.

³ All INCITS documents available from <http://www.incits.org>

⁴ <http://fingerprint.nist.gov/standard/index.html>

⁵ All CJIS, IAFIS, and NCIC documents available from Criminal Justice Information Services Division, Federal Bureau of Investigation 935 Pennsylvania Avenue, NW, Washington, DC 20535.

⁶ All ISO documents available from the American National Standards Institute, 11 West 42nd Street, New York, NY 10036.

- 1 ISO/IEC International Standard 10918-1, Information Technology - Digital Compression and
2 Coding of Continuous-Tone Still Images Part 1: Requirements and Guidelines. This is commonly
3 referred to as the JPEG (Joint Photographic Experts Group) algorithm.
- 4 ISO/IEC 14496-2, MPEG4 Feature Points, Annex C.
- 5 ISO/IEC International Standard 15444-1, JPEG 2000, Information Technology - Digital
6 Compression and Coding of Continuous-Tone Still Images Part 1: Requirements and Guidelines.
- 7 MTR 04B0000022 (Mitre Technical Report), Margaret Lepley, *Profile for 1000ppi Fingerprint*
8 *Compression*, Version 1.1, April 2004.⁷ Available at:
9 http://www.mitre.org/work/tech_papers/tech_papers_04/lepley_fingerprint/lepley_fingerprint.pdf
- 10 National Crime Information Center (NCIC) Code Manual, Ninth Edition, December, 2000.
- 11 W3C XML and XML Schema, World Wide Web Consortium, Extensible Markup Language,
12 <http://www.w3.org/XML/>. *Extensible Markup Language (XML) 1.0 (Third Edition) W3C*
13 **Recommendation** 4th February 2004, François Yergeau, Tim Bray, Jean Paoli, C. M. Sperberg-
14 McQueen, Eve Maler
- 15 National Information Exchange Model, NIEM Version 2.0, July 2007, <http://www.niem.gov>
- 16 NIST Fingerprint Image Quality (NFIQ), NISTIR 7151 ed., National Institute of Standards and
17 Technology, 2004.⁸ Available at:
18 http://fingerprint.nist.gov/NFIS/ir_7151.pdf

19 **204 Definitions**

20 The following definitions and those given in the American National Standard Automated
21 Fingerprint Identification Systems --- Glossary of Terms and Acronyms, ANSI/IAI 2-1988, apply to
22 this standard.

23 **204.1 AAMVA**

24 Abbreviation for the American Association of Motor Vehicle Administrators

25 **204.2 ANSI**

26 Abbreviation for the American National Standards Institute, Inc.

27 **204.3 aspect ratio**

28 The width-to-height ratio of the captured image.

29 **204.4 complete friction ridge exemplars**

30 See major case prints.

⁷ http://www.mitre.org/work/tech_papers/tech_papers_04/lepley_fingerprint/lepley_fingerprint.pdf

⁸ Also see: E. Tabassi, "A novel approach to fingerprint image quality" in IEEE International Conference on Image Processing ICIP-05, Genoa, Italy, September 2005.

1 204.5 effective scanning resolution

2 The number of pixels per unit distance that remain after a captured image has been subsampled,
3 scaled, or interpolated down to produce an image having a lower value of scanning resolution
4 (fewer pixels per mm) than was used originally to capture the image.

5 204.6 Entire Joint Image

6 An exemplar image containing one rolled and three plain full finger views (full-length finger
7 images) for a single finger.

8 204.7 FAP

9 Abbreviation Facial Animation Parameters

10 204.8 IBIA

11 Abbreviation for International Biometric Industry Association

12 204.9 ICC

13 Abbreviation for International Color Consortium.

14 204.10 logical record

15 A record independent of its physical environment; portions of one logical record may be located in
16 different physical records, or several logical records or parts of logical records may be located in
17 one physical record.

18 204.11 major case prints

19 A set of exemplar images of all finger and palm friction skin for an individual. Major case prints
20 include full palm print images, as well as rolled fingerprints, plain fingerprints, entire joint images,
21 and rolled tips for all fingers. They are also known as complete friction ridge exemplars. (Note
22 that the term Major Case Prints may be deprecated for some uses because in legal contexts it
23 can be incorrectly read as making an implication regarding the severity of the case.)

24 204.12 minutia

25 The point where a friction ridge begins, terminates, or splits into two or more ridges. Minutiae are
26 friction ridge characteristics that are used to individualize a fingerprint image.

27 204.13 mugshot

28 Term used interchangeably with facial image. The term facial image usually implies a higher
29 quality image than a mugshot.

30 204.14 native scanning resolution

31 The nominal scanning resolution used by a specific AFIS, live-scan reader, or other image
32 capture device and supported by the originator of the transmission.

33 204.15 nominal transmitting resolution

34 The nominal number of pixels per unit distance (ppmm or ppi) of the transmitted image. The
35 transmitting resolution may be the same as the scanning resolution for a particular image. On the
36 other hand, the transmitting resolution may be less than the scanning resolution if the scanned
37 image was subsampled, scaled, or interpolated down before transmission.

38 204.16 NFIQ

39 Abbreviation for NIST Fingerprint Image Quality.

40 204.17 ppi

41 Abbreviation for pixels per inch

1 204.18 ppmm

2 Abbreviation for pixels per millimeter

3 204.19 RGB

4 Red, Green, Blue used to represent color pixels comprised of a specified number of bits to
5 represent each of these primary color components.

6 204.20 ROI

7 Abbreviation for region of interest.

8 204.21 SMT

9 Abbreviation used for scar, mark, and tattoo information.

10 204.22 scanning resolution

11 The number of pixels per unit distance at which an image is captured (ppmm or ppi).

12 204.23 tagged-field record

13 A logical record containing unique ASCII field identifiers for variable-length data fields that is
14 capable of being parsed based on the field identifier and the data contents of each field.

15 204.24 transaction

16 A command, message, or an input record that explicitly or implicitly calls for a processing action.
17 Information contained in a transaction shall be applicable to a single subject.

18 204.25 XML

19 Extensible Markup Language. A convention for marking-up, tagging, data for electronic
20 transmission.

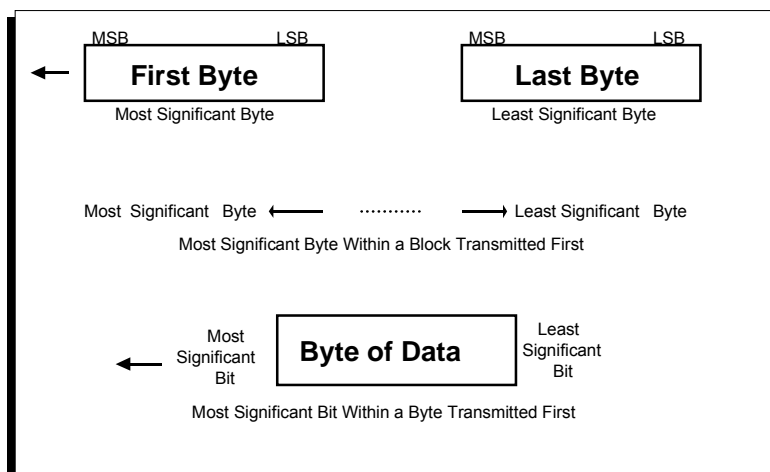
21 205 Transmitted data conventions**22 205.1 Fingerprint Ridge Representation**

23 Ridges in fingerprint images shall be represented as "dark ridges" in either grayscale or binary
24 image data.

25 205.2 Byte and bit ordering

26 Each XML information element, tags and data shall be represented using ASCII character data. The
27 order for transmission of the ASCII bytes shall be most significant byte first and least significant byte
28 last. Within a byte, the order of transmission shall be the most significant bit first and the least
29 significant bit last. Figure 1 illustrates the order of transmission of the bytes and bits within an
30 exchange package.

31



1 **Figure 1 Byte and bit ordering**

2

3 **205.3 Grayscale data**

4 Depending on the record type, grayscale image data may be transmitted in either compressed or
 5 uncompressed form. The transmission of uncompressed grayscale images shall consist of
 6 pixels, each of which shall normally be quantized to eight bits (256 gray levels) and held in a
 7 single unsigned byte. Increased precision for pixel values greater than 255 shall use two
 8 unsigned bytes to hold sixteen-bit pixels with values in the range of 0-65535. For grayscale data,
 9 a true black pixel shall be represented by a zero. A true white pixel shall have all of its bits of
 10 precision set to "1". Therefore, true white pixels quantized to eight bits shall have a value of
 11 "255", while a value of "1023" shall be used for pixels quantized to ten bits. As explained in
 12 205.2, grayscale values requiring less than 8 or 16 bits are expressed as one or two bytes, right
 13 justified and zero padded on the left.

14 The transmission of compressed grayscale images shall be the output of the appropriate
 15 grayscale compression algorithm specified. Upon reconstruction of a compressed image the
 16 grayscale value for each pixel shall be the same (for lossless algorithms) or nearly the same (for
 17 lossy algorithms) as pixels in an uncompressed image. Binary data so constructed shall be
 18 converted to ASCII for transmission using Base64 encoding.

19

20 **205.4 Binary data**

21 Binary image data may be transmitted in either compressed or uncompressed form, then
 22 converted to ASCII for transmission using Base64 encoding. The transmission of uncompressed
 23 binary images shall consist of pixels, each of which shall be quantized to one of two levels (binary
 24 representation). A value of zero shall be used to represent a white pixel and a value of one shall
 25 be used to represent a black pixel. For transmission of uncompressed binary images, eight pixels
 26 shall be left justified and packed into a single unsigned byte. The most significant bit of the byte
 27 shall be the first of the eight pixels scanned.

28 **205.5 Color data**

29 It is assumed that the scanned images consist of nominal 24 to 48-bit RGB pixels for color facial,
 30 SMT, iris, or user-defined testing images. Color image data may be transmitted in either

1 compressed or uncompressed form. The transmission of uncompressed color images shall
 2 consist of RGB pixels, each component of which shall be quantized to at least 256 levels (8 bits).
 3 For each pixel, the three components shall be sequentially formatted for transmission on a pixel-
 4 by-pixel basis.

5 **205.6 Compression algorithms**

6 **205.6.1 Color and grayscale compression algorithms**

7 Compressed image data shall adhere to the requirements of the algorithm used. Table 201 lists
 8 the binary (shown here in base 10) and ASCII codes to be used for the available compression
 9 methods for encoding grayscale and color images described by this standard. (Table 201 is the
 10 same as Table 1 in Part 1.) But the choice of compression algorithms is limited by the type of
 11 data being exchanged (fingerprint, face, etc.). The description for each type of data exchange
 12 lists the legitimate compression algorithms that can be used for that type and whether a binary or
 13 ASCII code should be used.

14

15 **Table 201 Grayscale & color image compression codes**

Algorithm Name	Binary Code (in base 10)	ASCII Code
Uncompressed	0	NONE
WSQ Version 2.0	1	WSQ20
JPEG ISO/IEC 10918 (Lossy)	2	JPEGB
JPEG ISO/IEC 10918 (Lossless)	3	JPEGL
JPEG 2000 ISO/IEC 15444-1 (Lossy)	4	JP2
JPEG 2000 ISO/IEC 15444-1 (Lossless)	5	JP2L
Portable Network Graphics	6	PNG

16

17 The "*JPEGB*" algorithm indicates that the scanned or captured image was compressed using
 18 baseline JPEG. An entry of "*JPEGL*" indicates that the lossless mode of the JPEG algorithm was
 19 used to compress the image. If the image is captured in grayscale, then only the luminance
 20 component will be compressed and transmitted. For JPEG, the data shall be formatted in
 21 accordance with the JPEG File Interchange Format, Version 1.02 (JFIF)⁹ as found in Annex D.¹⁰

22 An entry of "*JP2*" indicates that the scanned or captured image was compressed using lossy
 23 JPEG 2000. (Conformance with ISO 15444-1 is provided through part 4 of the standard, ISO
 24 15444-4 "Conformance Testing".) An entry of "*JP2L*" indicates that the lossless mode of the

⁹ Developed by C-Cube Microsystems, 1778 McCarthy Blvd., Milpitas, CA 95035.

¹⁰ Annex D specifies YCC as the standard color space to be used for JFIF. YCC is a linear combination of RGB components or channels. sRGB can be JPEG compressed and stored using JFIF, which is specified in Annex D.

1 JPEG 2000 algorithm was used to compress the image. For JPEG 2000, the data shall be
2 formatted in conformance with JP2 format as described in ISO 15444-1.

3 Where JPEG 2000 is used for the compression of fingerprint images, specification/options
4 contained in *Profile for 1000ppi Fingerprint Compression* (as listed in Section 203, Normative
5 References) shall apply. This reference addresses the 9 quality layers between 0.015 bpp and
6 0.55 bpp.

7 Where JPEG 2000 is used for compression of facial images, the following conditions shall apply:

8• Filters: The 9-7 irreversible filters described in ISO 15444-1 should be used for lossy mode;
9 however for handheld devices (fixed point processors), the 5-3 reversible filters may be used
10 instead. The 5-3 reversible filters shall be used for lossless mode. A conformant decoder shall be
11 able to decode code streams created through both filters.

12• Number of resolution levels: The image shall be encoded using enough resolution levels to
13 ensure that a thumbnail with $\max(\text{width}, \text{height}) \leq 64$ is available in the image. Example: a
14 640x480 image shall be encoded with 5 resolution levels, which enables sub-resolution decodes
15 of 320x240, 160x120, 80x60, and 40x30.

16• Resolution as the dominant progression: JPEG 2000 allows five progression orders - LRCP,
17 RLCP, RPCL, PCRL and CPRL. The RLCP progression order (resolution, layer, component,
18 position) shall be used since it best facilitates decode and display of lower resolution derivative
19 images by remote networked devices. Through the RLPC progression order, the code stream
20 shall be formatted so that the resolution information of the image is the first data made available
21 to a decoder in a streaming mode of operation.

22• Bits per Channel: The number of bits per channel for encoders and decoders shall be 8-16 bits.

23• Single tile images: Facial images shall be encoded using only single tile to avoid tiling artifacts.

24• JPEG 2000 quality layers: The image shall be encoded using at least 10 quality layers to enable
25 quality progressive decoding or sub-quality image extraction.

26 Region of Interest (ROI) Encoding is allowed: This encoding method is a useful way to compress
27 a facial image to a small size, while retaining sufficient image quality within the specified ROI to
28 perform either human or automated identification.

29 **205.6.2 Binary compression algorithms**

30 Table 202 lists the binary codes for the available compression schemes that can be used for
31 encoding binary image data described by this standard. (Table 202 is the same as Table 2 in
32 Part 1.) This standard does not use ASCII codes for describing compression methods for the
33 exchange of binary images.

34

35

36

37

1

Table 202 Binary compression codes

Algorithm Name	Binary Code	ASCII Code	Notes
Uncompressed	0	_____	Image Packed 8 pixels/byte
Facsimile ANSI/EIA 538-1988	1	_____	Lossless

2

3 The transmission of compressed binary images shall be the output of the binary compression
 4 algorithm specified by ANSI/EIA-538-1988, then converted to ASCII characters using Base64
 5 encoding. Upon decompression, each pixel with a value of zero shall be considered to be white
 6 and each pixel with a value of one shall be considered to be black.

7 205.7 Color spaces

8 Table 203 lists the codes and their descriptions for each of the available color spaces used within
 9 this standard. (Table 203 is the same as Table 3 in Part 1.) All other color spaces are to be
 10 marked as undefined.

11

12

Table 203 Color spaces

Code	Description
UNK	Undefined
GRAY	Grayscale (monochrome)
RGB	Undetermined color space for an RGB image
SRGB	sRGB (IEC 61966-2-1)
YCC	YCbCr (legacy)
SYCC	YCbCr (JPEG 2000 compressed)

13

14 205.7.1 Backwards compatibility

15 In previous versions of this standard, the term “color space” referred to device-dependent color
 16 information with a particular sequence and range for the three color channels. The choice was
 17 either RGB or an RGB-derivative space known as YCC. Neither space provides an objective
 18 definition of a particular color or relates to the way in which humans perceive color.

19 Although sRGB is the preferred color space for compressed images for this version, in the
 20 previous version of this standard, it was stated that “the preferred color space for compressed
 21 images using baseline JPEG and JFIF is YCbCr to be coded as ‘YCC’,” while the color space for
 22 uncompressed color images was to be labeled RGB. Therefore, for backwards compatibility
 23 purposes, new systems must accommodate JPEG images that have been labeled as using the
 24 YCC color space. Specifically, systems conformant with this standard must accept an entry of
 25 YCC and interpret it as meaning a (device-dependent) RGB color space.

1 **205.7.2 Color space sRGB**

2 To ensure that color images exchanged between differing systems can be correctly displayed or
3 printed, images should be converted to the device-independent color space, sRGB¹¹, before
4 compression or transmission to another system. As defined by IEC 61966-2-1, sRGB is a non-
5 linear display profile that accommodates the voltage-to-color response characteristics of most
6 high quality CRT monitors. The colors of the red, green, and blue phosphors (primaries) and the
7 white point setting of an sRGB-conformant monitor are specified in the IEC document.

8 The relationship between sRGB and a linear RGB space having the IEC-defined primaries and
9 white point is as follows:

$$value_{sRGB} = \begin{cases} 12.92value_{lin}, & \text{for } value_{lin} \leq 0.0031308 \\ 1.055value_{lin}^{(1/2.4)} - 0.055, & \text{for } value_{lin} > 0.0031308 \end{cases}$$

10 where $value_{lin}$ is an R, G, or B value in linear RGB space
(with a range of 0 to 1) and $value_{sRGB}$ is the corresponding
R, G, or B value in non-linear sRGB space (also with a
range of 0 to 1). To convert from/to the range of 0 to 255,
divide/multiply by 255.

11 Typically, modern digital cameras, desktop scanners, LCD monitors, and printers, although they
12 don't inherently operate in sRGB space, are designed with circuitry or software to produce sRGB
13 output or to accommodate sRGB as an input space. If an image acquisition device's color space
14 is unknown, sRGB is usually a reasonable choice. If an acquisition device and its software
15 cannot provide sRGB output, various color management products are available commercially that
16 use its color profile, often available from its manufacturer, to convert images in its native color
17 space to sRGB.

18 **205.8 Scan sequence**

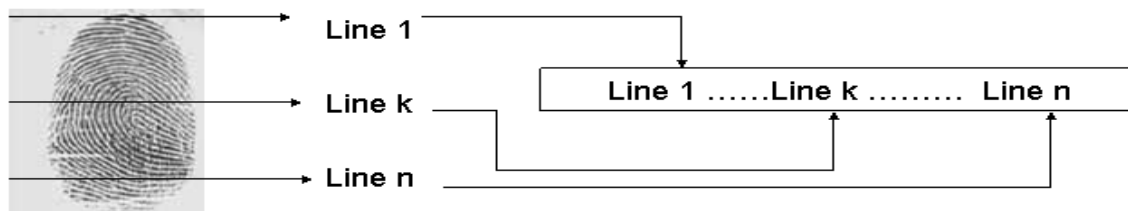
19 Each color, grayscale, or binary image formatted in accordance with this standard shall appear to
20 have been captured in an upright position and approximately centered horizontally in the field of
21 view. The recorded image data shall appear to be the result of a scanning of a conventional
22 inked impression of a fingerprint or photo of a face or iris. This is also equivalent to a live-scan
23 capture of the finger, or a camera capture of a face or iris. The scanning sequence (and recorded
24 data) shall appear to have been from left-to-right, progressing from top-to-bottom of the
25 fingerprint, palm print, face, SMT, or iris. Figure 2 illustrates the recording order for the scanned
26 fingerprint image.

27 For the purpose of describing the position of each pixel within an image to be exchanged, a pair
28 of reference axes shall be used. The origin of the axes, pixel location (0,0), shall be located at
29 the upper left-hand corner of each image. The x-coordinate (horizontal) position shall increase
30 positively from the origin to the right side of the image. The y-coordinate (vertical) position shall
31 increase positively from the origin to the bottom of the image.

¹¹ For information on sRGB, see <http://www.w3.org/Graphics/Color/sRGB> or many of the white papers available at <http://www.color.org>.

1

Scan Representation



2

3

Figure 2 Order of scanned image

4

5 206 Image resolution requirements

6 Image resolution requirements are applicable to fingerprint, palmprint, and signature images.
7 Facial/ mugshot, SMT, and iris images rely on the total number of pixels scanned and transmitted
8 and are not dependent on the specific scanning resolution used.

9 206.1 Scanner resolution requirement

10 Binary and grayscale fingerprint images to be exchanged shall be captured by an AFIS, live-scan
11 reader, or other image capture device operating at a specific native scanning resolution. The
12 minimum scanning resolution for this capture process shall be 19.69 ppm plus or minus 0.20
13 ppm (500 ppi plus or minus 5 ppi). Scanning resolutions greater than this minimum value and
14 with a device tolerance of plus or minus 1% may be used. Although a minimum scanning
15 resolution is specified, a maximum value for scanning resolution is not specified by this standard.

16 However, for latent images, the minimum scanning resolution (or effective scanning resolution)
17 and transmission rate for latent images shall be 39.37 ppm plus or minus 0.40 ppm (1000 ppi
18 plus or minus 10 ppi).

19 The recommended migration path to higher scanning resolutions for image capturing devices with
20 a native scanning resolution of 19.69 ppm (500 ppi) shall be at a rate of 100% of the current
21 native scanning resolution. The recommended migration path progresses from 19.69 ppm to
22 39.37 ppm (500 ppi to 1000 ppi), from 39.37 ppm to 78.74 ppm (1000 ppi to 2000 ppi), etc.
23 Capture devices with native scanning resolutions not in step with this migration path shall provide
24 (through subsampling, scaling, or interpolating downward) an effective scanning resolution that
25 matches the next lower interval in the migration path. For example a device with native scanning
26 resolution of 47.24 ppm (1200 ppi) shall be required to provide an effective resolution of 39.37
27 ppm (1000 ppi).

1 **206.2 Transmitting resolution requirement**

2 Each image to be exchanged shall have a specific resolution associated with the transmitted
3 data. This transmitting resolution does not have to be the same as the scanning resolution.
4 However, the transmitting resolution shall be within the range of permissible resolution values for
5 that record type. When an image is captured at a scanning resolution greater than the
6 permissible upper limit of the transmitting resolution for that record type, the image shall be
7 subsampled, scaled, or interpolated down. This processing to reduce the scanning resolution to
8 a lower effective resolution must be performed before the transmission occurs.

9 For high-resolution binary and grayscale images, the preferred transmitting resolution shall be the
10 same as the minimum scanning resolution of 19.69 ppm (500 ppi plus or minus 0.20 ppm (500 ppi plus
11 or minus 5 ppi). Any transmitting resolution within the range of the minimum scanning resolution
12 to a value of 20.47 ppm (520 ppi plus or minus 0.20 ppm (520 ppi plus or minus 5 ppi) is permitted for
13 the processing of high-resolution records.

14 For low-resolution binary and grayscale images, the preferred transmitting resolution shall be half
15 of the minimum scanning resolution or 9.84 ppm (250 ppi plus or minus 0.10 ppm (250 ppi plus or
16 minus 2.5 ppi). Any transmitting resolution within the range of half of the minimum scanning
17 resolution to a value of 10.24 ppm (260 ppi plus or minus 0.10 ppm (260 ppi plus or minus 2.5 ppi) is
18 permitted for the processing of low-resolution records.

19 For variable-resolution images, the preferred transmitting resolution is not specified, but must be
20 at least as great as the high-resolution rate of 19.69 ppm. At this time there is no upper limit on
21 the variable-resolution rate for transmission. However, the recommended migration path to
22 higher transmitting resolutions is the same as for the scanning resolutions. That is, to progress
23 from 19.69 ppm to 39.37 ppm plus or minus 1% (500 ppi to 1000 ppi), from 39.37 ppm to
24 78.74 ppm plus or minus 1% (1000 ppi to 2000 ppi), etc. For images captured at a native
25 scanning resolution greater than the permissible upper limit of a transmitting resolution step in the
26 migration path, it may be necessary to subsample, scale, or interpolate down. The result of this
27 processing is to obtain an effective scanning resolution that conforms to a step in the
28 transmission migration path.

29 The transmitting resolution shall be contained in fields specified by the format for the variable-
30 resolution record. However, before transmitting variable-resolution records, the operational
31 capabilities of the sending and receiving systems should be addressed, and prior agreement
32 should be made with the recipient agency or organization before transmitting the image.

33 **207 Information exchange package description**

34 This standard defines the composition of an information exchange package that is transmitted to
35 a remote site or agency. The package may or may not be a complete file. In many cases the
36 package will be included as a payload with an XML formatted outer wrapper for transaction or
37 protocol purposes. The package may also be a part of a larger, user-defined data structure. The
38 standard strictly defines, however, the content of data within the
39 `<itl:NISTBiometricInformationExchangePackage>` complex element.

40 As specified in this standard, certain portions of the exchange package shall be in accordance
41 with definitions provided by the receiving agency. This exchange package shall contain one or
42 more logical records each corresponding to one of the defined available types. The logical
43 records are intended to convey specific types of related information pertinent to the exchange
44 package itself or to the subject of the package. All of the logical records belonging to a single

1 package shall be contained within a single
2 <itl:NISTBiometricInformationExchangePackage> element.

3 The Part 1 conventional standard defines three logical records for the exchange of ASCII textual
4 information fields, six logical records for the exchange of binary information and seven tagged-
5 field record types designed for the exchange of a combination of ASCII and image data
6 within a single logical record structure. For this Part 2 version, the distinction between ASCII
7 and binary information is gone. All records are ASCII, with ASCII XML element tags. All binary
8 image data is converted to ASCII using Base64 encoding and contained within a
9 <nc:BinaryBase64> element.

10 Two additional record types are reserved for inclusion in future revisions of this standard. The
11 sixteen defined types of logical records together with the identifier for each type are listed in Table
12 204.

13

14

Table 204 Logical record types

Record Category Code	Record Element Tag	Logical record contents	Type of data
1	<itl:PackageInformationRecord>	Transaction information	ASCII
2	<itl:PackageDescriptiveTextRecord>	User-defined descriptive text	ASCII
3	<itl:PackageImageRecord>	Low-resolution grayscale fingerprint image	ASCII/Base64
4	<itl:PackageImageRecord>	High-resolution grayscale fingerprint image	ASCII/Base64
5	<itl:PackageImageRecord>	Low-resolution binary fingerprint image	ASCII/Base64
6	<itl:PackageImageRecord>	High-resolution binary fingerprint image	ASCII/Base64
7	<itl:PackageImageRecord>	User-defined image	ASCII/Base64
8	<itl:PackageImageRecord>	Signature image	ASCII/Base64, or Vector data
9	<itl:PackageMinutiaeRecord>	Minutiae data	ASCII
10	<itl:PackageImageRecord>	Facial & SMT image	ASCII/Base64
11		Reserved for future use	-
12		Reserved for future use	-
13	<itl:PackageImageRecord>	Variable-resolution latent image	ASCII/ Base64
14	<itl:PackageImageRecord>	Variable-resolution fingerprint image	ASCII/ Base64
15	<itl:PackageImageRecord>	Variable-resolution palmprint Image	ASCII/ Base64
16	<itl:PackageImageRecord>	User-defined variable-resolution testing Image	ASCII/ Base64
17	<itl:PackageImageRecord>	Iris image	ASCII/ Base64
18-98		Reserved for future use	ASCII/ Base64
99	<itl:PackageImageRecord>	CBEFF Biometric data record	ASCII/ Base64

15

1 **207.1 Information exchange package format**

2 An exchange package shall contain one or more logical records pertaining to a single subject.
3 The data in every record shall always be recorded in variable length fields using the 7-bit
4 American National Standard Code for Information Interchange (ASCII) as described in ANSI
5 X3.4-1986 and Annex A. For purposes of compatibility, the eighth (leftmost) bit shall contain a
6 value of zero.

7 For data interchange between non-English speaking agencies, character sets other than 7-bit
8 ASCII may be used in non-image fields. UTF-8 is the preferred method of storing textual data
9 that cannot be represented as 7-bit ASCII. This method supports international character sets for
10 all user-defined fields in all record types. The mechanism to change character sets is described
11 in Section 208.2.3, International Character Sets. By definition UTF-8 and other international
12 character exchange methods are not applicable to record Type 1.

13 The Part-1 data field element *logical record length* has been omitted from the Part-2 XML
14 specification; there is no technical need for the byte count, and the value would be incompatible
15 and meaningless for transformations between Part-1 and Part-2 formats.

16 The first field in all records shall be labeled `<ansi-nist:RecordCategoryCode>` and contain
17 the type (category) number of the record. The second field shall be labeled `<ansi-`
18 `nist:ImageReferenceIdentification>` and contain the image designation character as
19 described in Section 207.4. The remaining XML elements must be present in the order defined
20 by the standard and contain information as described for that particular element.

21 Image data, compressed or uncompressed, originates as binary information. All binary
22 information shall be converted to ASCII text using Base64 encoding. The XML tag
23 `<nc:BinaryBase64Object>` shall be used to enclose converted binary data.

24 The Type-2, Type-7, Type-9, Type-10, Type-13, Type-14, Type-15, Type-16, Type-17, and Type-
25 99 contain "abstract" XML elements intended to be used by implementers to contain user-defined
26 data extensions to this standard. The abstract elements that can be substituted are
27 `<itl:UserDefinedFields>` wherever it appears, `<itl:RecordImage>` in the Type-7 record,
28 `<itl:RecordMinutiae>` in the Type-9 record, and `<itl:DomainDefinedDescriptiveText>` and
29 `<itl:OtherDescriptiveText>` in the Type-2 record. Within the exchange package, user-defined
30 extensions can only appear as substitutes for these abstract elements.

31 **207.2 Information exchange package contents**

32 Exchange packages are required to contain one and only one Type-1 logical record per
33 transaction. The Type-1 logical record, `<itl:PackageInformationRecord>`, shall always
34 be the first logical record within the package. Depending on the usage and the number of
35 fingerprint, palmprint, facial/mugshot, SMT, iris, or other biometric images available for
36 processing, one or more additional records may be present in the package.

37 Table 205 lists the typical range or the number of records that may be contained in a package.
38 (Table 205 is the same as Table 5 in Part 1.) These record counts are shown by logical record
39 types for common processing functions used for search inquiries, file maintenance, image
40 request, and image responses. The record limits stated in the table are examples of typical
41 transactions and should only be interpreted as a guideline. Receiving agencies may impose their
42 own specific limit for each type of logical record depending on the application. The ranges listed
43 specify the minimum and maximum number of logical records that may be contained in the
44 package. The mandatory inclusion of a logical record is indicated by an entry of "1" in the table.

1 An entry of "0" indicates the exclusion of that logical record type. The appearance of "0-N" in the
 2 table indicates that the standard imposes no limits on the number of records for that logical record
 3 type. An entry of "1-N" requires that at least one record be present with no upper limit on the
 4 number of records that may be present.

5 **207.3 Implementation domains**

6 The Type-2 record is composed of user-defined content. Much of the content in the Type-2
 7 record is used in the same way by local, state, and Federal agencies and requires the same data
 8 and formatting. In order to establish a common basis for XML elements, meaning, and
 9 formatting, jurisdictions that use the same general set of data may subscribe to a common
 10 implementation domain.

11 An implementation domain can be viewed as a group of agencies or organizations that have
 12 agreed to use specific pre-assigned data blocks for exchanging information unique to their
 13 installations. Each user-defined XML element shall also have a definition and format associated
 14 with it. Each domain created shall have a point of contact responsible for keeping the
 15 documentation on the content of the user-defined data blocks within their domain. The contact
 16 shall serve as a registrar and maintain a repository including documentation for all the common
 17 and user-specific Type-2 content contained within the substitution block for
 18 <itl:DomainDefinedDescriptiveText>. As additional fields are required by specific
 19 agencies for their own applications, new XML elements and definitions can be registered and
 20 reserved to have a specific meaning. When this occurs, the domain registrar is responsible for
 21 registering a single definition for each XML element used by different members of the domain.
 22 Additional content in the Type-2 record may be defined as a substitute for
 23 <itl:OtherDescriptiveText> by agreement of sending and receiving parties.

24

25

Table 205 Number of logical records per transaction

Record Category Code	Master file inquiry	Latent inquiry	File maintenance	Image request	Search response	Image request response
1	1	1	1	1	1	1
2	1-N	1-N	1-N	1	1	1
3	0-14	0	0-14	0	0-14	0-14
4	0-14	0-10	0-14	0	0-14	0-14
5	0-14	0	0-14	0	0-14	0-14
6	0-14	0-10	0-14	0	0-14	0-14
7	0	0-N	0-N	0	0-N	0-N
8	0-2	0	0-2	0	0-2	0-2
9	0-10	0-N	0-N	0	0	0
10	0-N	0-N	0-N	0	0-N	0-N
13	0	0-N	0-N	0	0-N	0-N
14	0-14	0	0-14	0	0-N	0-N
15	0-8	0-N	0-8	0	0-N	0-N
16	0	0	0-N	0	0-N	0-N
17	0-2	0	0-2	0	0-2	0-2
99	0	0	0-N	0	0-N	0-N

26

1 The Criminal Justice Information Services (CJIS) Division of the Federal Bureau of Investigation
2 (FBI) has established and maintains the North American Domain subscribed to by the Royal
3 Canadian Mounted Police (RCMP), the FBI, and several state and Federal agencies in North
4 America. The registrar for this domain assigns and accounts for the domain-defined content to
5 be used by its clients during the processing of transactions. Other domains also exist including
6 those maintained by the United Kingdom (UK) and Interpol. These organizations have developed
7 their own Type-2 record implementations tailored to their specific communities.

8 **207.4 Image reference identification**

9 With the exception of the Type-1 logical record, each of the remaining logical records present in
10 an exchange package shall include an `<ansi-nist:ImageReferenceIdentification>`
11 element containing the Image Designation Character (IDC). The IDC shall be used to relate
12 information items in the `<ansi-nist:TransactionContentSummary>` element of the Type-1
13 record to each logical record, and to properly identify and link together logical records that pertain
14 to the same entity such as a particular finger or face. The value of the IDC shall be a sequentially
15 assigned positive integer starting from zero and incremented by one. If two or more logical
16 records that are different representations of the same subject matter are present in a file, each of
17 those logical records shall contain the same IDC. For example, a high-resolution image record of
18 a specific fingerprint and the corresponding minutiae record for the same finger would carry the
19 same IDC number.

20 Although there is no upper limit on the number of logical records that may be present in a file,
21 generally a minimum of two and no more than 25 logical records will be present in a file. For
22 example, a tenprint search inquiry transaction may consist of a Type-1 record, a Type-2 record,
23 14 high-resolution Type-4 or variable-resolution Type-14 grayscale image records, two Type-8
24 signature records, six Type-15 palmprint records, and a Type-10 facial/mugshot image of the
25 subject. Additional mugshot, SMT, iris, or other biometric logical records may expand the file
26 even more. For this file configuration, the IDC shall range from "0" to "24" which would include an
27 IDC code for the Type-2 record. Within the same file, multiple logical record types may be
28 present and represent the same image. For example, if core and delta location information for
29 the rolled impressions is requested, the transmission may also need to accommodate ten
30 minutiae records within the same file. For each image representing the ten finger positions, the
31 same IDC would be used in both the image and minutiae records.

32 The IDC shall also be used to relate information items in the `<ansi-
33 nist:TransactionContentSummary>` element of the Type-1 record to each facial, SMT, iris,
34 or other biometric image record. It properly identifies and links together different logical record
35 types created from the same face/mugshot or SMT image.

36 Furthermore, zero or more Type-7 records may also be present. Each Type-7 logical record
37 representing a specific sample shall have a unique IDC with an increment of one greater than the
38 last IDC used.

1 **208 Record description**

2 **208.1 Logical record types**

3 **208.1.1 Type-1 Transaction information record**

4 The XML name for the Type-1 record is `<itl:PackageInformationRecord>`, and its `<ansi-`
5 `nist:RecordCategoryCode>` element shall have a value of "01". A Type-1 logical record is
6 mandatory and is required for each exchange package. The Type-1 record shall provide
7 information describing type and use or purpose for the transaction involved, a listing of each
8 logical record included in the file, the originator or source of the physical record, and other useful
9 and required information items.

10 **208.1.2 Type-2 User-defined descriptive text record**

11 The XML name for the Type-2 record is `<itl:PackageDescriptiveTextRecord>`, and its
12 `<ansi-nist:RecordCategoryCode>` element shall have a value of "02". Type-2 logical
13 records shall contain user-defined XML data blocks substituting for the abstract elements
14 provided by the standard. These data blocks provide identification and descriptive information
15 associated with the subject of the transaction. Data contained in this record shall conform in
16 format and content to the specifications of the domain name as listed in Domain Name field found
17 in the Type-1 record.

18 **208.1.3 Type-3 through Type-6 fingerprint image records**

19 The XML name for the Type-3 through Type-6 records is `<itl:PackageImageRecord>`, and
20 their `<ansi-nist:RecordCategoryCode>` elements shall have a values of "03", "04", "05",
21 and "06" respectively. Logical record types 3-6 are used to exchange fingerprint image records
22 originally scanned at the minimum scanning resolution of 19.69 ppmm plus or minus 0.20 ppmm
23 (500 ppi plus or minus 5 ppi) and transmitted at the nominal pixel density of 19.69 or 9.84 ppmm.
24 The four record types differ according to the pixel density of the transmitted image and the type of
25 data exchanged. Table 206 summarizes the differences between the four record types. (Table
26 206 is the same as Table 6 in Part 1.)

27 The fingerprint image data contained in any of the logical records may be in compressed form.
28 The WSQ algorithm has been generally used to compress grayscale images while the facsimile
29 algorithm is used for the binary images. Typically, there may be up to 14 records of any of these
30 logical types of fingerprint images in a file; ten rolled impressions of the individual fingers, two
31 plain impressions of the thumbs, and two simultaneously obtained plain impressions of the four
32 remaining fingers on each hand.

33 When the image data is obtained from a live-scan reader, it shall be the grayscale or binary
34 output (or subsampled, scaled down, or interpolated output) of the live-scan fingerprint scanner
35 and not a rescan of a hard copy fingerprint image.

36

37

38

39

1

Table 206 Resolution of Transmitted fingerprint image records

Record type	Data type	Preferred Pixel Density		Maximum Pixel Density	
		Ppmm	ppi	ppmm	ppi
Type-3	Grayscale	9.84	250.00	10.34	252.50
Type-4	Grayscale	19.69	500.00	20.67	525.00
Type-5	Binary	9.84	250.00	10.34	252.50
Type-6	Binary	19.69	500.00	20.67	525.00

2

3 208.1.3.1 Type-3 Low-resolution grayscale fingerprint image

4 Type-3 logical records shall contain and be used to exchange low-resolution grayscale fingerprint
5 image data that was scanned at no less than the minimum scanning resolution and then
6 subsampled, scaled down, or interpolated. Alternatively, provided that it is no less than the
7 minimum scanning resolution, the native scanning resolution may be used and the image
8 processed. The resultant transmitting resolution in either case shall be within the bounds of the
9 permissible transmitting resolution requirement for low-resolution images.

10 208.1.3.2 Type-4 High-resolution grayscale fingerprint image

11 Type-4 logical records shall contain and be used to exchange high-resolution grayscale
12 fingerprint image data that was scanned at no less than the minimum scanning resolution.
13 Alternatively, the native scanning resolution may be used. But in either case, if the scanning
14 resolution is greater than the upper limit of the permissible transmitting resolution, the scanned
15 data shall be subsampled, scaled down, or interpolated. The resultant transmitting resolution
16 shall be within the bounds of the permissible transmitting resolutions for high-resolution fingerprint
17 images.

18 208.1.3.3 Type-5 Low-resolution binary fingerprint image

19 Type-5 logical records shall contain and be used to exchange low-resolution binary fingerprint
20 image data that was scanned at no less than the minimum scanning resolution and then
21 subsampled, scaled down, or interpolated. Alternatively, provided that it is no less than the
22 minimum scanning resolution, the native scanning resolution may be used and the image
23 processed. The resultant transmitting resolution in either case shall be within the bounds of the
24 permissible transmitting resolution requirement for low-resolution images.

25 208.1.3.4 Type-6 High-resolution binary fingerprint image

26 Type-6 logical records shall contain and be used to exchange high-resolution binary fingerprint
27 image data that was scanned at no less than the minimum scanning resolution. Alternatively, the
28 native scanning resolution may be used. But in either case, if the scanning resolution is greater
29 than the upper limit of the permissible transmitting resolution, the scanned data shall be

1 subsampled, scaled down, or interpolated. The resultant transmitting resolution shall be within
2 the bounds of the permissible transmitting resolutions for high-resolution fingerprint images.

3 **208.1.4 Type-7 User-defined image record**

4 The XML name for the Type-7 record is `<itl:PackageImageRecord>`, and its `<ansi-`
5 `nist:RecordCategoryCode>` element shall have a value of "07". Type-7 logical records shall
6 contain user-defined image data. Originally defined in 1993, this record type was designed for
7 the exchange of binary image data that was not specified or described elsewhere in this
8 standard. However, it is not intended that the use of the Type-7 record is restricted by the
9 existence of other record types in this standard. It was intended as a temporary measure to
10 enable the exchange of binary image data that would be defined by specific record types in later
11 versions of the standard.

12 With the exception of the `<ansi-nist:RecordCategoryCode>` and `<ansi-`
13 `nist:ImageReferenceIdentification>` elements, the parameters, and types of images to
14 be exchanged are undefined by this standard. Implementers will define an XML data block that
15 substitutes for the abstract `<itl:RecordImage>` element provided by this standard. These
16 levels of required details shall be agreed upon between the sender and recipient.

17 **208.1.5 Type-8 Signature image record**

18 The XML name for the Type-8 record is `<itl:PackageImageRecord>`, and its `<ansi-`
19 `nist:RecordCategoryCode>` element shall have a value of "08". Type-8 logical records shall
20 contain and be used to exchange scanned high-resolution binary or vectored signature image
21 data. If scanned, the resolution of the image data shall be no less than the minimum scanning
22 resolution. If necessary, the scanned image data shall be subsampled, scaled down, or
23 interpolated to fall within the limits of the transmitting resolution requirement. The resultant
24 transmitting resolution shall be within the bounds of the permissible transmitting resolutions for
25 the high-resolution fingerprint images. Vectored signature data shall be expressed as a series of
26 numeric integers.

27 Typically, there may be up to two of these Type-8 signature records in a file. Each Type-8 record
28 shall contain image data representing the signature of the person being fingerprinted or of the
29 official taking the fingerprint.

30 **208.1.6 Type-9 Minutiae data record**

31 The XML name for the Type-9 record is `<itl:PackageMinutiaeRecord>`, and its `<ansi-`
32 `nist:RecordCategoryCode>` element shall have a value of "09". Type-9 logical records shall
33 contain and be used to exchange geometric and topological minutiae templates and related
34 information encoded from a finger or palm. Each record shall represent the processed image
35 data from which the location and orientation descriptors of extracted minutiae characteristics are
36 listed. The primary use of this record type shall be for remote searching of latent prints but may
37 also be used for applications such as physical or logical access control. Each Type-9 logical
38 record shall contain the minutiae data read from a fingerprint, palm, or latent image.

39 **208.1.7 Type-10 Facial & SMT image record**

40 The XML name for the Type-10 record is `<itl:PackageImageRecord>`, and its `<ansi-`
41 `nist:RecordCategoryCode>` element shall have a value of "10". Type-10 image records shall
42 contain and be used to exchange facial and image data from scars, marks, and tattoos (SMT)

1 together with textual information pertinent to the digitized image. The source of the image data
2 shall be the image captured from scanning a photograph, a live image captured with a digital
3 camera, or a digitized "freeze-frame" from a video camera.

4 **208.1.8 Type-11 Reserved for future use**

5 **208.1.9 Type-12 Reserved for future use**

6 **208.1.10 Type-13 Variable-resolution latent image record**

7 The XML name for the Type-13 record is `<itl:PackageImageRecord>`, and its `<ansi-`
8 `nist:RecordCategoryCode>` element shall have a value of "13". Type-13 image records shall
9 contain and be used to exchange variable-resolution latent fingerprint or palmprint image data
10 together with fixed and user-defined textual information elements pertinent to the
11 digitized image. In all cases, the minimum scanning resolution (or effective scanning
12 resolution) and transmission rate for latent images shall be 39.37 ppmm plus or minus 0.40
13 ppmm (1000 ppi plus or minus 10 ppi). The variable-resolution latent image data contained in the
14 Type-13 logical record shall be uncompressed or may be the output from a lossless compression
15 algorithm. There is no limit on the number of latent records that may be present in an exchange
16 package. The Type-13 record may be considered as a version of the Type-7 record used for the
17 exchange of latent images.

18 **208.1.11 Type-14 Variable-resolution fingerprint image record**

19 The XML name for the Type-14 record is `<itl:PackageImageRecord>`, and its `<ansi-`
20 `nist:RecordCategoryCode>` element shall have a value of "14". Type-14 image records shall
21 contain and be used to exchange variable-resolution fingerprint image data, segmented flat
22 fingerprint data, or major case print data. Fixed and user-defined textual information elements
23 pertinent to the digitized image may also be included. Fingerprint images can be either rolled or
24 plain (including swiped) impressions.

25 The scanning resolution is not specified for this record type. While the Type-14 record may be
26 used for the exchange of 19.69 ppmm (500 ppi) images, it is strongly recommended that the
27 minimum scanning resolution (or effective scanning resolution) for fingerprint images be 39.37
28 ppmm plus or minus 0.40 ppmm (1000 ppi plus or minus 10 ppi). It should be noted that as the
29 resolution is increased, more detailed ridge and structure information becomes available in the
30 image. However, in all cases the scanning resolution used to capture a fingerprint image shall be
31 at least as great as the minimum scanning resolution of 19.69 ppmm (500ppi).

32 The variable-resolution fingerprint image data contained in the Type-14 logical record may be in a
33 compressed form. Typically, there may be up to 14 of these Type-14 records in a file; ten rolled
34 impressions of the individual fingers, two plain impressions of the thumbs or one plain impression
35 of the two thumbs simultaneously, and two plain impressions of the four simultaneously obtained
36 remaining fingers of each hand. The Type-14 record may be considered as a version of the
37 Type-4 record used for the exchange of rolled or flat fingerprint images.

38 **208.1.12 Type-15 Variable-resolution palmprint image record**

39 The XML name for the Type-15 record is `<itl:PackageImageRecord>`, and its `<ansi-`
40 `nist:RecordCategoryCode>` element shall have a value of "15". Type-15 image records shall
41 contain and be used to exchange variable-resolution palmprint image data together with fixed
42 and user-defined textual information elements pertinent to the digitized image.

1 The scanning resolution is not specified for this record type. While the Type-15 record may be
2 used for the exchange of 19.69 ppmm (500 ppi) images, it is strongly recommended that the
3 minimum scanning resolution (or effective scanning resolution) for palmprint images be 39.37
4 ppmm plus or minus 0.40 ppmm (1000 ppi plus or minus 10 ppi). It should be noted that as the
5 resolution is increased, more detailed ridge and structure information becomes available in the
6 image. However, in all cases the scanning resolution used to capture a palmprint image shall be
7 at least as great as the minimum scanning resolution of 19.69 ppmm (500ppi).

8 The variable-resolution palmprint image data contained in the Type-15 logical record may be in a
9 compressed form. The maximum number of occurrences of these Type-15 records in a file is
10 eight. Different combinations may include: two writer's palms to pair with two full palmprints; a
11 writer's palm with an upper and lower palm from each hand; or a writer's palm with the thenar,
12 hypothenar and interdigital areas from each hand.

13 **208.1.13 Type-16 User-defined variable-resolution testing image record**

14 The XML name for the Type-16 record is `<itl:PackageImageRecord>`, and its `<ansi-`
15 `nist:RecordCategoryCode>` element shall have a value of "16". The Type-16 image record
16 is intended as an alternate version of the Type-7 user-defined logical record. It is designed for
17 developmental purposes and for the exchange of miscellaneous images. This logical record shall
18 contain and be used to exchange, image data together with textual information elements
19 pertinent to the digitized image. Such an image is usually not elsewhere specified or described in
20 this Standard.

21 A fixed scanning resolution is not specified for this record type. However where resolution is a
22 factor in the captured image, it shall be at least as great as the minimum scanning resolution, that
23 is, 19.69 ppmm (500ppi). Increases in the resolution used for capturing images should follow the
24 recommended migration path to 39.37 ppmm (1000 ppi), 78.74 ppmm (2000 ppi), etc. It should
25 be noted that as the resolution is increased, more detailed ridge and structure information
26 becomes available in the image.

27 The variable-resolution image data contained in the Type-16 logical record may be in a
28 compressed form. With the exception of the tagged fields at the start of the record and the
29 descriptors for the image data, the remaining details of the Type-16 record are undefined by this
30 standard and shall be agreed upon between the sender and recipient.

31 **208.1.14 Type-17 Iris image record**

32 The XML name for the Type-17 record is `<itl:PackageImageRecord>`, and its `<ansi-`
33 `nist:RecordCategoryCode>` element shall have a value of "17". Type-17 tagged-field image
34 records shall contain and be used to exchange iris image data. This record type was developed
35 to provide a basic level of interoperability and harmonization with the ANSI INCITS 379-2004 Iris
36 Image Interchange Format and the ISO/IEC 19794-6 iris image data interchange format. Generic
37 iris images may be exchanged using the mandatory elements of this record type. Optional
38 elements may also be used to exchange additional information. Although the iris standards
39 provide for two alternative iris image interchange formats, the Type-17 record shall only address
40 and establish provision for the rectilinear image storage format that may be a raw uncompressed
41 array of intensity values or a compressed format of the raw data.

1 **208.1.15 Type-99 CBEFF biometric data record**

2 The XML name for the Type-99 record is `<itl:PackageImageRecord>`, and its `<ansi-`
3 `nist:RecordCategoryCode>` element shall have a value of "99". Type-99 logical records
4 shall contain and be used to exchange biometric data that is not supported by other ANSI/NIST-
5 ITL logical record types. This provides a basic level of interoperability and harmonization with the
6 ANSI INCITS and other biometric interchange formats. This is accomplished by using a basic
7 record structure that is conformant with ANSI INCITS 398-2005, the Common Biometric
8 Exchange Formats Framework (CBEFF) and a biometric data block specification registered with
9 the International Biometrics Industry Association (IBIA)¹². This logical record type supports and is
10 intended to be used for biometric data types or formats that are not already represented by an
11 existing ANSI/NIST data type.

12 A CBEFF conformant Biometric Information Record (BIR) is made up of a Header, a Biometric
13 Data Block (BDB), and an optional Signature Block. The Type-99 logical record does not use the
14 Signature Block. Information required by the Header portion is encoded as XML elements within
15 the Type-99 record. The final tagged field of the Type-99 record will contain biometric data as
16 specified by the BDB interchange format.

17 **208.2 Record format**

18 An exchange package shall consist of one or more logical records. For each logical record
19 contained in the package, several information elements appropriate to that record type shall be
20 present. Complex elements may contain one or more complex or simple elements according to
21 the rules of *well-formed XML*. Taken together these items are used to convey different aspects of
22 the data contained in a data information object. To the extent possible, the objects used have
23 been defined as a part of the National Information Exchange Model (NIEM). Some information
24 objects may be repeated multiple times.

25 The XML *schema* for this specification defines the structure, order and allowable content of the
26 information exchange package.

27 **208.2.1 Information separators**

28 All separators are defined by the W3C XML recommendations. The characters "<" and ">" are
29 reserved exclusively for enclosing element tag names. Every element with an opening tag
30 `<Name>` must have a closing tag of format `</Name>`.

31 The XML *schema* defined for this specification defines the sequence of elements as well as the
32 allowable content of the data. All elements must contain valid data. Assuming the *schema*
33 defines an element as optional, it should be omitted altogether rather than transmitting the
34 element tags without any data content.

35 Annex F provides a full set of examples of the use of XML elements in the standard.

36 (Note: Table 7 from Part 1 has been intentionally omitted.)

¹² For more information, go to `<http://www.ibia.org>`.

1 **208.2.2 Record layout**

2 For all logical records, data elements are tagged according to XML rules. The format for each
3 element shall consist of a tag name enclosed in angle brackets followed by data followed by a
4 closing tag. For example `<nc:IdentificationID>6</nc:IdentificationID>`. Complex
5 data elements contain other elements in a nested fashion; for example

```
6 <ansi-nist:ImageReferenceIdentification>  
7     <nc:IdentificationID>6</nc:IdentificationID>  
8 </ansi-nist:ImageReferenceIdentification>
```

9 The ordering of elements is strict. The text of this standard defines the order and nesting
10 structure of elements. The *schema* also provides a W3C representation of the order and
11 hierarchical structure of the XML content.

12 **208.2.3 International character sets**

13 All of the fields in the Type-1 transaction record must be recorded using the 7-bit ASCII code,
14 which is the default character set code within a transaction. In order to affect data and
15 transaction interchanges between non-English speaking or based agencies, a technique is
16 available to encode information using character sets other than 7-bit ASCII. Fields from the Type-
17 1 logical record and ASCII "LEN" and "IDC" text fields must still be encoded using 7-bit ASCII.
18 But all other designated text fields can be encoded using alternate character sets. The general
19 mechanism for accomplishing this provides for backward compatibility with existing readers,
20 supports multiple character sets in a single text string, and handles internationally accepted
21 character sets and text order conventions such as ISO character sets, UTF-8, and Unicode.

22 Character sets within a transaction may only be switched in user-defined data. Appropriate
23 mechanisms must be defined as part of the user-defined data definition.

24 The base-64 encoding scheme, found in email, shall be used for converting non-ASCII text into
25 ASCII form. Annex C describes the use of the base-64 system. It is expected that this encoding
26 scheme will be used to convert all (originally) binary image data to ASCII for transmission, and
27 will also be used to convert non-ASCII data into ASCII data in user-defined data.

28 All XML element tags including the "<" and ">" characters shall appear in the transaction as 7-bit
29 ASCII characters.

30 **209 Type-1 transaction information record**

31 **209.1 XML elements for the Type-1 transaction information record**

32 The following paragraphs describe the data contained in each XML element of the transaction
33 information record. Table 207 provides a list of the elements for the transaction information
34 record. It is required that all elements of the record are ordered in the sequence described. For
35 each of the elements, Table 207 lists for cross-reference purposes the Part-1 mnemonic and field
36 number, the "condition code" as being mandatory "M" or optional "O", the Part-2 XML element
37 name, and occurrence limits. An entry containing an "*" indicate that there is no established limit.
38 Annex F contains an example of the use of the standard that illustrates the layout for a Type-1
39 logical record.

40

1 The Type-1 record shall be contained within this complex element:

2 **<itl:PackageInformationRecord>**

3 [... Type 01 Record Content ...]

4 **</itl:PackageInformationRecord>**

5 **209.1.1 Record length**

6 Cross reference: Part-1 Section 9.1.1 Field 1.001: Logical record length (LEN)

7 There is no corresponding Part 2 XML element.

8 **209.1.2 Element <ansi-nist:RecordCategoryCode>**

9 This mandatory Part-2 element has no corresponding field in Part-1. It is used to identify the
10 record type. For the Type-1 record, it shall contain a value of 01.

11 <ansi-nist:RecordCategoryCode>01</ansi-
12 nist:RecordCategoryCode>

13 **209.1.3 Element <ansi-nist:Transaction>**

14 This is a mandatory complex element. All of the remaining elements in the Type-1 record are
15 nested within, as described in the subsections below.

16 <ansi-nist:Transaction>
17 [... Transaction elements ...]
18 </ansi-nist:Transaction>

19

20

21

22

23

24

25

26

1

2

Table 207 Type-1 transaction information record

Part 1 Ident	Cond code	Part 1 Field Number	Part 2 XML Element Name	Occur count	
				min	Max
LEN		1.001			0
	M		<ansi-nist:RecordCategoryCode>	1	1
			<ansi-nist:Transaction>	1	1
DAT	M	1.005	<ansi-nist:TransactionDate>	1	1
DAI	M	1.007	<ansi-nist:TransactionDestinationOrganization>	1	1
ORI	M	1.008	<ansi-nist:TransactionOriginatingOrganization>	1	1
GMT	O	1.014	<ansi-nist:TransactionUTCDate>	0	1
TCN	M	1.009	<ansi-nist:TransactionControllIdentification>	1	1
TCR	O	1.010	<ansi-nist:TransactionControlReferenceIdentification>	0	1
DOM	O	1.013	<ansi-nist:TransactionDomain>	0	1
			<ansi-nist:TransactionImageResolutionDetails>	1	1
NSR	M	1.011	<ansi-nist:NativeScanningResolutionValue>	1	1
NTR	M	1.012	<ansi-nist:NominalTransmittingResolutionValue>	1	1
VER	M	1.002	<ansi-nist:TransactionMajorVersionValue>	1	1
VER	M	1.002	<ansi-nist:TransactionMinorVersionValue>	1	1
PRY	O	1.006	<ansi-nist:PriorityValue>	0	1
TOT	M	1.004	<ansi-nist:TransactionCategoryCode>	1	1
CNT	M	1.003	<ansi-nist:TransactionContentSummary>	1	1
DCS	O	1.015	<ansi-nist:TransactionCharacterSetDirectory>	0	*

3

4 209.1.3.1 Element <ansi-nist:TransactionDate>

5 Cross reference: Part-1 Section 9.1.5 Field 1.005: Date (DAT)

6 This mandatory element shall contain the date that the transaction was initiated. The date shall
7 appear as eight digits, separated by dashes, in the format YYYY-MM-DD. The YYYY characters
8 shall represent the year the transaction was initiated; the MM characters shall be the tens and
9 units values of the month; and the DD characters shall be the tens and units values of the day in
10 the month. For example, 2008-02-29 represents February 29, 2008. The complete date must be
11 a legitimate date.

12

1 Complex element <ansi-nist:TransactionDate> shall have the simple element <nc:Date>, which
2 will contain transaction date data.

```
3     <ansi-nist:TransactionDate>  
4         <nc:Date>2008-02-29</nc:Date>  
5     </ansi-nist:TransactionDate>
```

6 209.1.3.2 Element <ansi-nist:TransactionDestinationOrganization>

7 Cross reference: Part-1 Section 9.1.7 Field 1.007: Destination agency identifier (DAI)

8 This mandatory complex element shall contain the identifier of the administration or organization
9 designated to receive the transmission. The size and data content of this element shall be user-
10 defined and in accordance with the receiving agency.

11 Element <ansi-nist:TransactionDestinationOrganization> shall have two child elements: a
12 mandatory <nc:OrganizationIdentification> and an optional <nc:OrganizationName>. Complex
13 element <nc:OrganizationIdentification> shall have a single child element <nc:IdentificationID>,
14 which will contain the alphanumeric organizational ID datum. Element <nc:OrganizationName>
15 shall contain the datum for the text name of the organization.

```
16     <ansi-nist:TransactionDestinationOrganization>  
17         <nc:OrganizationIdentification>  
18             <nc:IdentificationID>WI013415Y  
19             </nc:IdentificationID>  
20         </nc:OrganizationIdentification>  
21         <nc:OrganizationName>Text</nc:OrganizationName>  
22     </ansi-nist:TransactionDestinationOrganization>
```

23 209.1.3.3 Element <ansi-nist:TransactionOriginatingOrganization>

24 Cross reference: Part-1 Section 9.1.8 Field 1.008: Originating agency identifier (ORI)

25 This mandatory complex element shall contain the identifier of the administration or organization
26 originating the transaction. The size and data content of this element shall be user-defined and in
27 accordance with the receiving agency.

28 Element <ansi-nist:TransactionOriginatingOrganization> shall have two child elements: a
29 mandatory <nc:OrganizationIdentification> and an optional <nc:OrganizationName>. Complex
30 element <nc:OrganizationIdentification> shall have a single child element <nc:IdentificationID>,
31 which will contain the alphanumeric organizational ID datum. Element <nc:OrganizationName>
32 shall contain the datum for the text name of the organization.

```
33     <ansi-nist:TransactionOriginatingOrganization>  
34         <nc:OrganizationIdentification>  
35             <nc:IdentificationID>WI013415Y</nc:Identific  
36             ationID>  
37         </nc:OrganizationIdentification>  
38         <nc:OrganizationName>Text</nc:OrganizationName>  
39     </ansi-nist:TransactionOriginatingOrganization>  
40
```

1 209.1.3.4 Element <ansi-nist:TransactionUTCDate>

2 Cross reference: Part-1 Section 9.1.14 Field 1.014: Date (GMT)

3 This optional element provides a mechanism for expressing the date and time in terms of
4 universal Greenwich Mean Time (GMT) units, also called Coordinated Universal Time (UTC),
5 also called Zulu Time (Z). If used, the <ansi-nist:TransactionUTCDate> element contains the
6 universal date that will be in addition to the local date contained in <ansi-nist:TransactionDate>.
7 Use of the GMT element eliminates local time inconsistencies encountered when a transaction
8 and its response are transmitted between two places separated by several time zones. The GMT
9 provides a universal date and 24-hour clock time independent of time zones. It is represented as
10 "YYYY-MM-DDTHH:MM:SSZ", a 20-character string that is the concatenation of the date with the
11 GMT, separated by the character "T", and concluding with a "Z". The "YYYY" characters shall
12 represent the year of the transaction, the "MM" characters shall be the tens and units values of
13 the month, and the "DD" characters shall be the tens and units values of the day of the month, the
14 "HH" characters represent the hour, the "MM" the minute, and the "SS" represents the second.
15 The complete date shall not exceed the current date.

16 Complex element <ansi-nist:TransactionUTCDate> shall have the simple element
17 <nc:DateTime>, which will contain transaction date and time data.

```
18         <ansi-nist:TransactionUTCDate>  
19             <nc:DateTime>2008-02-29T05:25:00Z  
20             </nc:DateTime>  
21         </ansi-nist:TransactionUTCDate>
```

22 209.1.3.5 Element <ansi-nist:TransactionControlIdentification>

23 Cross reference: Part-1 Section 9.1.9 Field 1.009: Transaction control number (TCN)

24 This mandatory element shall contain the Transaction Control Number as assigned by the
25 originating agency. A unique alphanumeric control number shall be assigned to each transaction.
26 For any transaction that requires a response, the respondent shall refer to this number in
27 communicating with the originating agency.

28 Complex element <ansi-nist:TransactionControlIdentification> shall have the simple element
29 <nc:IdentificationID>, which will contain the transaction control identification datum.

```
30         <ansi-nist:TransactionControlIdentification>  
31             <nc:IdentificationID>56839</nc:IdentificationID>  
32             </ansi-nist:TransactionControlIdentification>
```

34 209.1.3.6 Element <ansi-nist:TransactionControlReferenceIdentification>

35 Cross reference: Part-1 Section 9.1.10 Field 1.010: Transaction control reference (TCR)

36 This optional element shall be used for responses that refer to the TCN of a previous transaction
37 involving an inquiry or other action that required a response.

38 Complex element <ansi-nist:TransactionControlReferenceIdentification> shall have the simple
39 element <nc:IdentificationID>, which will contain the transaction control reference identification
40 datum.

```
1
2     <ansi-nist:TransactionControlReferenceIdentification>
3
4         <nc:IdentificationID>56839</nc:IdentificationID>
5     </ansi-nist:TransactionControlReferenceIdentification>
```

6 209.1.3.7 Element <ansi-nist:TransactionDomain>

7 Cross reference: Part-1 Section 9.1.13 Field 1.013: Domain name (DOM)

8 This optional complex element identifies the domain name for the user-defined Type-2 logical
9 record implementation. If present, the domain name may only appear once within a transaction.
10 It shall consist of one or two information items. One mandatory child information item will
11 uniquely identify the agency, entity, or implementation used for formatting the content in the Type-
12 2 record. Another optional child information item will contain the unique version of the particular
13 implementation. The default value for the domain name shall be the North American Domain
14 implementation "NORAM".

15 Complex element <ansi-nist:TransactionDomain> shall have two child elements, <ansi-
16 nist:DomainVersionNumberIdentification> and <ansi-nist:OrganizationName>. Complex element
17 <ansi-nist:DomainVersionNumberIdentification> shall have the simple element
18 <nc:IdentificationID>, which will contain the domain version number datum.

```
19     <ansi-nist:TransactionDomain>
20         <ansi-nist:DomainVersionNumberIdentification>
21             <nc:IdentificationID>7.02</nc:Identification
22             ID>
23         <ansi-nist:DomainVersionNumberIdentification>
24         <ansi-nist:OrganizationName>NORAM</ansi-
25         nist:OrganizationName>
26     </ansi-nist:TransactionDomain>
```

27 209.1.3.8 Element <ansi-nist:TransactionImageResolutionDetails>

28 This is a mandatory complex element. The native scanning resolution and nominal transmitting
29 resolution elements are nested within, as described in the subsections below.

```
30     <ansi-nist:TransactionImageResolutionDetails>
31         [... Image resolution elements ...]
32     </ansi-nist:TransactionImageResolutionDetails>
```

33 209.1.3.8.1 Element <ansi-nist:NativeScanningResolutionValue>

34 Cross reference: Part-1 Section 9.1.11 Field 1.011: Native scanning resolution (NSR)

35 This mandatory element shall specify the native scanning resolution of the AFIS or other
36 fingerprint or palmprint image capture device supported by the originator of the transmission. The
37 value permits the recipient of this transaction to send response data at a transmitting resolution
38 tailored to the NSR (if it is able to do so) or to the minimum scanning resolution. The value shall
39 be expressed as five bytes specifying the native scanning resolution in pixels per millimeter. The
40 resolution shall be expressed as two numeric characters followed by a decimal point and two

1 more numeric characters (e.g., 19.69). This element is needed because the interchange of
2 fingerprint information between systems of the same manufacturer may, in some instances, be
3 more efficiently done at a transmitting resolution equal to the native scanning resolution of the
4 system rather than at the minimum scanning resolution specified in this standard. For
5 transactions that do not contain Type-3 through Type-7 fingerprint image records, the value shall
6 be set to "00.00".

```
7     <ansi-nist:NativeScanningResolutionValue>19.69  
8     </ansi-nist:NativeScanningResolutionValue>
```

9 209.1.3.8.2Element <ansi-nist:NominalTransmittingResolutionValue>

10 Cross reference: Part-1 Section 9.1.12 Field 1.012: Nominal transmitting resolution (NTR)

11 This mandatory element shall specify the nominal transmitting resolution for the fingerprint or
12 palmprint image(s) being exchanged. The value shall be expressed as five bytes specifying the
13 transmitting resolution in pixels per millimeter. The resolution shall be expressed as two numeric
14 characters followed by a decimal point and two more numeric characters (e.g., 19.69). The
15 transmitting resolution shall be within the range specified by the transmitting resolution
16 requirement. For transactions that do not contain Type-3 through Type-7 fingerprint image
17 records, the value shall be set to "00.00".

```
18     <ansi-nist:NominalTransmittingValue>19.69  
19     </ansi-nist:NominalTransmittingResolutionValue>
```

20

21 209.1.3.9Element <ansi-nist:TransactionMajorVersionValue>

22 Cross reference: Part-1 Section 9.1.2 Field 1.002: Version number (VER), first two characters

23 This mandatory two-byte ASCII value shall be used to specify the current *major* version number
24 of the standard implemented by the software or system creating the file. The entry in this element
25 for the 2000 version is "03" and the entry for this 2007 version of the approved standard shall be
26 "04". This version number addresses the optional inclusion of the logical Type-10
27 through Type-17 and Type-99 image records.

```
28     <ansi-nist:TransactionMajorVersionValue>04  
29     </ansi-nist:TransactionMajorVersionValue>
```

30 209.1.3.10 Element <ansi-nist:TransactionMinorVersionValue>

31 Cross reference: Part-1 Section 9.1.2 Field 1.002: Version number (VER), last two characters

32 This mandatory two-byte ASCII value shall be used to specify the current *minor* version number
33 of the standard implemented by the software or system creating the file. The initial revision
34 number for a version shall be "00".

```
35     <ansi-nist:TransactionMinorVersionValue>00  
36     </ansi-nist:TransactionMinorVersionValue>
```

37

38

1 209.1.3.11 Element <ansi-nist:TransactionPriorityValue>

2 Cross reference: Part-1 Section 9.1.6 Field 1.006: Priority (PRY)

3 This optional element shall contain a single information character to designate the urgency with
4 which a response is desired. The values shall range from "1" to "9", with "1" denoting the highest
5 priority. The default value shall be defined by the agency receiving the transaction.

```
6 <ansi-nist:TransactionPriorityValue>5  
7 </ansi-nist:TransactionPriorityValue>
```

8 209.1.3.12 Element <ansi-nist:TransactionCategoryCode>

9 Cross reference: Part-1 Section 9.1.4 Field 1.004: Type of transaction (TOT)

10 This mandatory element shall contain an identifier, which designates the type of transaction and
11 subsequent processing that this file should be given. (Note: Type of Transaction shall be in
12 accordance with definitions provided by the receiving agency.)

```
13 <ansi-nist:TransactionCategoryCode>CAR  
14 </ansi-nist:TransactionCategoryCode>
```

15 209.1.3.13 Element <ansi-nist:TransactionContentSummary>

16 Cross reference: Part-1 Section 9.1.3 Field 1.003: File content (CNT)

17 This mandatory complex element shall list and identify each of the logical records in the file by
18 record type. It also specifies the order in which the remaining logical records shall appear in the
19 file. It shall consist of three child elements. The first two have one occurrence each. The third
20 complex element child is repeated, one occurrence for each logical record in the package
21 following this Type-1 information record.

22 The first child element, <ansi-nist:ContentFirstRecordCategoryCode>, shall relate to this Type-1
23 Transaction record. The value of this child element shall be the single character "1" (selected
24 from Table 204) indicating that this is a Type-1 record consisting of header information.

25 The second child element, <ansi-nist:ContentRecordCount>, shall be the sum of the Type-2
26 through Type-99 logical records contained in this exchange package. This is also a count of the
27 number of occurrences of the third child element <ansi-nist:ContentRecordSummary>.

28 The third child element, <ansi-nist:ContentRecordSummary>, is a complex element each
29 occurrence of which relates to a single Type-2 through Type-99 logical record contained in the
30 package. Two child elements shall comprise each occurrence of <ansi-
31 nist:ContentRecordSummary>. The first child element, <ansi-nist:ImageReferenceIdentification>
32 shall be the IDC associated with the logical record. The IDC shall be a positive integer equal to
33 or greater than zero. The second child element, <ansi-nist:RecordCategoryCode>, shall be the
34 record identifier character(s) chosen from Table 204 that identifies the record type. The complex
35 element <ansi-nist:ContentRecordSummary> shall be repeated once for every record in the
36 exchange package except record Type-1.

37 Complex element <ansi-nist:ImageReferenceIdentification> shall have the simple element
38 <nc:IdentificationID>, which will contain the IDC datum.

39

40

```

1      <ansi-nist:TransactionContentSummary>
2          <ansi-nist:ContentFirstRecordCategoryCode>1
3              </ansi-nist:ContentFirstRecordCategoryCode>
4          <ansi-nist:ContentRecordCount>2</ansi-
5 nist:ContentRecordCount>
6          <ansi-nist:ContentRecordSummary>
7              <ansi-nist:ImageReferenceIdentification>
8                  <nc:IdentificationID>00<nc:IdentificationID>
9                  </ansi-nist:ImageReferenceIdentification>
10                 <ansi-nist:RecordCategoryCode>2</ansi-
11 nist:RecordCategoryCode>
12             </ansi-nist:ContentRecordSummary>
13             <ansi-nist:ContentRecordSummary>
14                 <ansi-nist:ImageReferenceIdentification>
15                     <nc:IdentificationID>01<nc:IdentificationID>
16                     </ansi-nist:ImageReferenceIdentification>
17                 <ansi-nist:RecordCategoryCode>15</ansi-
18 nist:RecordCategoryCode>
19             </ansi-nist:ContentRecordSummary>
20         </ansi-nist: TransactionContentSummary >
21

```

22 209.1.3.14 Element <ansi-nist:TransactionCharacterSetDirectory>

23 Cross reference: Part-1 Section 9.1.15 Field 1.015: Directory of character sets (DCS)

24 This optional complex element contains information about a single character set other than 7-bit
25 ASCII that may appear within this package. Multiple occurrences of this element may be used to
26 represent a directory or list of character sets other than 7-bit ASCII that may appear.

27 This element shall contain three child elements. The first information item, <ansi-
28 nist:CharacterSetCommonNameCode> shall be the common name for the character set
29 associated with an index number from Table 208. (Table 208 is the same as Table 9 in Part 1.)
30 The second information item, <ansi-nist:CharacterSetIndexCode>, is the three-character identifier
31 for the character set index number that references an associated character set throughout the
32 transaction exchange package. The optional third information item, <ansi-
33 nist:CharacterSetVersionIdentification>, is the specific version of the character set used.

34 In the case of the use of UTF-8, the third optional information item can be used to hold the
35 specific version of the character set used with UTF-8, so that the display terminal can be switched
36 to the correct font family. Table 208 lists the reserved named character sets and their associated
37 3-character index numbers.

38 The complex element <ansi-nist:TransactionCharacterSetDirectory> may appear multiple times,
39 once for each character set other than 7-bit ASCII that may appear within this package.

40 Complex element <ansi-nist:CharacterSetVersionIdentification> shall have the simple element
41 <nc:IdentificationID>, which will contain the version datum.

42

1

Table 208 Directory of character sets

Character set index	Character set name	Description
000	ASCII	7-bit English (Default)
001	ASCII	8-bit Latin
002	UNICODE	16-bit
003	UTF-8	8-bit
004-127	-----	Reserved for ANSI/NIST future use
128-999	-----	User-defined character sets

2

```

3     <ansi-nist:TransactionCharacterSetDirectory>
4         <ansi-nist:CharacterSetCommonNameCode>UNICODE
5             </ansi-nist:CharacterSetCommonNameCode>
6         <ansi-nist:CharacterSetIndexCode>002
7             </ansi-nist:CharacterSetIndexCode>
8         <ansi-nist:CharacterSetVersionIdentification>
9             <nc:IdentificationID>000<nc:IdentificationID>
10        </ansi-nist:CharacterSetVersionIdentification>
11    </ansi-nist:TransactionCharacterSetDirectory>

```

12

209.2 End of transaction information record Type-1

14 The Type-1 logical record shall end with the XML tag </itl:PackageInformationRecord>.

210 Type-2 user-defined descriptive text record

16 Type-2 logical records shall contain textual information relating to the subject of the exchange
17 package and shall be represented in an ASCII format. This record may include such information
18 as the state or FBI numbers, physical characteristics, demographic data, and the subject's
19 criminal history. Every exchange package usually contains one or more Type-2 records which is
20 dependent upon the entry in the <ansi-nist:TransactionCategoryCode> element (Part-1 Type-of-
21 Transaction, field 1.004, TOT). Table 209 lists the contents of the records. (This table has no
22 equivalent in Part 1.)

210.1 XML elements for Type-2 logical records

24 Type-2 records shall be contained within this complex element:

```
25 <itl:PackageDescriptiveTextRecord>
```

```
26     [ . . . Type 02 Record Content . . . ]
```

```
27 </itl:PackageDescriptiveTextRecord>
```

1 The first two data elements of the Type-2 record are mandatory, ordered, and defined by this
 2 standard. The remaining content of the record(s) shall conform to the format, content, and
 3 requirements of the subscribed Domain Name (DOM), <ansi-nist:TransactionDomain> used by
 4 the agency to which the exchange package is being sent.

5

6 **Table 209 Type-2 user-defined descriptive text record**

Part 1 Ident	Cond code	Part 1 Field Number	Part 2 XML Element Name	Occur count	
				min	Max
LEN		2.001			0
	M		<ansi-nist:RecordCategoryCode>	1	1
IDC	M	2.002	<ansi-nist:ImageReferenceIdentification>	1	1
	O	2.003 and higher	<itl:UserDefinedDescriptiveText>	0	1
	O		<ansi-nist:DomainDefinedDescriptiveText>	0	1
	O		<ansi-nist:OtherDescriptiveText>	0	1

7

8 **210.1.1 Record length**

9 Cross reference: Part-1 Section 10.1.1 Field 2.001: Logical record length (LEN)

10 There is no corresponding Part 2 XML element.

11 **210.1.2 Element <ansi-nist:RecordCategoryCode>**12 This mandatory Part-2 element has no corresponding field in Part-1. It is used to identify the
 13 record type. For the Type-2 record, it shall contain a value of 02.14 `<ansi-nist:RecordCategoryCode>02</ansi-`
 15 `nist:RecordCategoryCode>`16 **210.1.3 Element <ansi-nist:ImageReferenceIdentification>**

17 Cross reference: Part-1 Section 10.1.2 Field 2.002: Image designation character (IDC)

18 This mandatory complex element shall be used to identify the user-defined text data contained in
 19 the record. The content of this element shall match the <ansi-nist:ImageReferenceIdentification>
 20 found in the <ansi-nist:TransactionContentSummary> element of the Type-1 record.21 Complex element <ansi-nist:ImageReferenceIdentification> shall contain the simple element
 22 <nc:IdentificationID>, which shall contain the image reference identification datum.

23

```

1     <ansi-nist:ImageReferenceIdentification>
2         <nc:IdentificationID>00</nc:IdentificationID>
3     </ansi-nist:ImageReferenceIdentification>
4

```

5 **210.1.4 Element <itl:UserDefinedDescriptiveText>**

6 Cross reference: Part-1 Section 10.1.3 Fields 2.003 and above: User-defined fields

7 This is a optional complex element. The user-defined content elements are nested within, as
8 described in the subsections below.

```

9     <itl:UserDefinedDescriptiveText>
10         [... Domain and other descriptive elements ...]
11 </itl:UserDefinedDescriptiveText>

```

12 210.1.4.1 Element <itl:DomainDefinedDescriptiveText>

13 This element shall only contain content defined by the Domain owner specified in the Type-1
14 record element <ansi-nist:TransactionDomain>. Individual XML elements, required for given
15 transaction types, including tag names and content, shall conform to the specifications set forth
16 by the agency to whom the exchange package is being sent. Each user-defined XML element
17 used in the Type-2 record and its format shall conform to the requirements contained in Section
18 208.2.2.

19 Complex element <itl:DomainDefinedDescriptiveText> is abstract, and as such is unusable by
20 itself. Implementers should define, in an extension schema, a substitution element containing
21 user-defined child elements from the user's domain.

22 A substitution element should be defined in a user's extension schema similar to this:

```

23     <xsd:element name="DomainDefinedDescriptiveText"
24         substitutionGroup="itl:DomainDefinedDescriptiveText"
25         type="user-
26 domain:DomainDefinedDescriptiveTextType" />
27
28     <xsd:complexType
29 name="DomainDefinedDescriptiveTextType" >
30     <xsd:complexContent>
31         <xsd:extension base="s:ComplexObjectType" >
32             <xsd:sequence>
33                 <xsd:element ref="user-domain:OneField" />
34                 <xsd:element ref="user-domain:TwoField" />
35             </xsd:sequence>
36         </xsd:extension>
37     </xsd:complexContent>
38 </xsd:complexType>

```

39 The element would then appear in an instance document like this:

```
1      <user-domain:DomainDefinedDescriptiveText>
2          <user-domain:OneField>Text</user-domain:OneField>
3          <user-domain:TwoField>Text</user-domain:TwoField>
4      </user-domain:DomainDefinedDescriptiveText>
```

5 210.1.4.2 Element <itl:OtherDescriptiveText>

6 This element shall contain additional content not defined by a Domain owner, but necessary for
7 information exchange between certain parties. Individual XML elements, required for given
8 transaction types, including tag names and content, shall conform to the specifications set forth
9 by the agency to whom the exchange package is being sent. Each user-defined XML element
10 used in the Type-2 record and its format shall conform to the requirements contained in Section
11 208.2.2.

12 Complex element <itl:OtherDescriptiveText> is abstract, and as such is unusable by itself.
13 Implementers should define, in an extension schema, a substitution element containing user-
14 defined child elements from the user's domain.

15 A substitution element should be defined in a user's extension schema similar to this:

```
16      <xsd:element name="OtherDescriptiveText "
17          substitutionGroup="itl:OtherDescriptiveText "
18          type="user-domain:OtherDescriptiveTextType" />
19
20      <xsd:complexType name="OtherDescriptiveTextType">
21          <xsd:complexContent>
22              <xsd:extension base="s:ComplexObjectType">
23                  <xsd:sequence>
24                      <xsd:element ref="user-domain:OneField" />
25                      <xsd:element ref="user-domain:TwoField" />
26                  </xsd:sequence>
27              </xsd:extension>
28          </xsd:complexContent>
29      </xsd:complexType>
```

30 The element would then appear in an instance document like this:

```
31      <user-domain:OtherDescriptiveText>
32          <user-domain:OneField>Text</user-domain:OneField>
33          <user-domain:TwoField>Text</user-domain:TwoField>
34      </user-domain:OtherDescriptiveText>
```

35 **210.2 End of Type-2 user-defined descriptive text record**

36 The Type-2 logical record shall end with the XML tag </itl:PackageDescriptiveTextRecord>.

37 **210.3 Additional user-defined descriptive text records**

38 Additional Type-2 records may be included in the exchange package. For each additional user-
39 defined descriptive text record present, the <ansi-nist:RecordCategoryCode> and <ansi-
40 nist:ImageReferenceIdentification> elements will be required together with additional Type-2
41 content needed.

1 **211 Type-3 through Type-6 fingerprint image records**

2 **211.1 General**

3 As discussed in Section 208.1.3, the Type-3 through Type-6 logical records are based on the use
4 of a captured fingerprint image obtained using a scanning resolution that is at least as great as
5 the minimal scanning resolution of 19.69 pppm (500 ppi). The records differ from each other
6 based on the properties of the transmitted image - data type (grayscale or binary) and resolution
7 (scanning resolution or half-resolution).

8 All four of the logical records use the same XML element structure for the record and exchange of
9 data. For this Part-2 version of the Standard, all data are represented as ASCII data. The data
10 values are not required to be fixed length. The order in which the XML elements must appear is
11 defined in the subsections that follow. Table 210 lists the contents of the records.

12 **211.2 Types 3-6 logical record XML elements**

13 The following descriptions for each element in Table 210 are applicable to logical record types 3-
14 6.

15 The Type-3 through Type-6 records shall be contained within this complex element:

16 **<itl:PackageImageRecord>**

17 [. . . Type 03 – 06 Record Content . . .]

18 **</itl:PackageImageRecord>**

19 **211.2.1 Record length**

20 Cross reference: Part-1 Section 11.2.1: Logical record length (LEN)

21 There is no corresponding Part 2 XML element.

22 **211.2.2 Element <ansi-nist:RecordCategoryCode>**

23 This mandatory Part-2 element has no corresponding field in Part-1. It is used to identify the
24 record type. For the Type-3 through Type-6 records, it shall contain a value of 03, 04, 05, or 06
25 respectively.

26 `<ansi-nist:RecordCategoryCode>03</ansi-`
27 `nist:RecordCategoryCode>`

28 **211.2.3 Element <ansi-nist:ImageReferenceIdentification>**

29 Cross reference: Part-1 Section 11.2.2: Image designation character (IDC)

30 This mandatory complex element shall be used to identify the image data contained in the record.
31 The content of this element shall match the <ansi-nist:ImageReferenceIdentification> found in the
32 <ansi-nist:TransactionContentSummary> element of the Type-1 record.

1 Complex element <ansi-nist:ImageReferenceIdentification> shall contain the simple element
2 <nc:IdentificationID>, which shall contain the image reference identification datum.

```
3     <ansi-nist:ImageReferenceIdentification>
4         <nc:IdentificationID>01</nc:IdentificationID>
5     </ansi-nist:ImageReferenceIdentification>
```

6

7

Table 210 Type 3-6 record layout

Part 1 Ident	Cond code	Part 1 Field Number	Part 2 XML Element Name	Occur count	
				min	Max
LEN		1			0
	M		<ansi-nist:RecordCategoryCode>	1	1
IDC	M	2	<ansi-nist:ImageReferenceIdentification>	1	1
	M		<ansi-nist:FingerprintImage>	1	1
image data	M		<nc:BinaryBase64Object>	1	1
	M		<ansi-nist:ImageCaptureDetail>	1	1
ISR	M		<ansi-nist:CaptureResolutionCode>	1	1
CGA/ BCA	M		<ansi-nist:ImageCompressionAlgorithmCode>	1	1
HLL	M		<ansi-nist:ImageHorizontalLineLengthPixelQuantity>	1	1
VLL	M		<ansi-nist:ImageVerticalLineLengthPixelQuantity>	1	1
	M		<ansi-nist:FingerprintImagePosition>	1	1
FGP	M		<ansi-nist:FingerPositionCode>	1	6
IMP	M		<ansi-nist:FingerprintImageImpressionCaptureCategoryCode>	1	1

8

9 **211.2.4 Element <ansi-nist:FingerprintImage>**

10 This is a mandatory complex element. All of the remaining elements in the Type-13 record are
11 nested within, as described in the subsections below.

```
12     <ansi-nist:FingerprintImage>
13         [... Image elements ...]
14     </ansi-nist:FingerprintImage>
```

1 211.2.4.1 Element <nc:BinaryBase64Object>

2 Cross reference: Part-1 Section 11.2.9: Image data

3 This mandatory element shall contain the image data. Each pixel of the uncompressed grayscale
4 image shall be quantized to eight bits (256 gray levels) contained in a single byte. For the
5 exchange of an uncompressed binary image, eight pixels shall be left justified and packed into a
6 single unsigned byte. The most significant bit of the byte shall be the first of the eight pixels
7 scanned. If compression is used, the pixel data shall be compressed in accordance with the
8 compression technique specified in the <ansi-nist:ImageCompressionAlgorithmCode> element
9 (CGA / BCA).

10 The image data shall be converted to ASCII characters using the Base64 encoding algorithm.

```
11     <nc:BinaryBase64Object>base64 data  
12     </nc:BinaryBase64Object>
```

13 211.2.4.2 Element <ansi-nist:ImageCaptureDetail>

14 This mandatory complex element contains the single child element described in the subsection
15 below.

```
16     <ansi-nist:ImageCaptureDetail>  
17         [... Image capture elements ...]  
18     </ansi-nist:ImageCaptureDetail>
```

19 211.2.4.2.1 Element <ansi-nist:CaptureResolutionCode>

20 Cross reference: Part-1 Section 11.2.5: Image scanning resolution (ISR)

21 This element is mandatory.

- 22 • For Type-3 or Type-5 logical records, it shall contain the ASCII character “0” if half the
23 minimum scanning resolution is used and a “1” if half the native scanning resolution is used;
- 24 • For Type-4 or Type-6 logical records, it shall contain the ASCII character “0” if the minimum
25 scanning resolution is used and a “1” if the native scanning resolution is used.

26
27 See Section 206.2 where it is stated that the preferred transmitting resolution shall be the same
28 as the minimum scanning resolution.

```
29     <ansi-nist:CaptureResolutionCode>1</ansi-  
30     nist:CaptureResolutionCode>
```

31 211.2.4.3 Element <ansi-nist:ImageCompressionAlgorithmCode>

32 Cross reference: Part-1 Section 11.2.8: Compression algorithm (GCA / BCA)

33 This element is mandatory. It shall be used to specify the type of compression algorithm used (if
34 any). The ASCII character “0” denotes no compression. Otherwise, the contents of this byte
35 shall be the ASCII representation of the number allocated to the particular compression technique
36 used by the interchange parties. The specific code for each algorithm can be found in Table 201

1 or Table 202 or from the domain registrar who will maintain a registry relating these numbers to
2 the compression algorithms.

- 3 • For the Type-3 logical record, there is no recommendation for a commonly used grayscale
4 compression algorithm;
- 5 • For the Type-4 logical record, the Wavelet Scalar Quantization (WSQ), or the JPEG 10918
6 standard algorithms are recommended for compressing the high-resolution grayscale data;

7 For Type-5 or Type 6 logical records, the Facsimile ANSI/EIA 538-1988 algorithm is
8 recommended for the lossless compression and decompression of binary fingerprint images.

```
9     <ansi-nist:ImageCompressionAlgorithmCode>0  
10    </ansi-nist:ImageCompressionAlgorithmCode>
```

11 211.2.4.4 Element <ansi-nist:ImageHorizontalLineLengthPixelQuantity>

12 Cross reference: Part-1 Section 11.2.6: Horizontal line length (HLL)

13 This mandatory element shall contain the number of pixels contained on a single horizontal line of
14 the transmitted image.

```
15     <ansi-nist:ImageHorizontalLineLengthPixelQuantity>80  
16     </ansi-  
17     nist:ImageHorizontalLineLengthPixelQuantity>
```

18 211.2.4.5 Element <ansi-nist:ImageVerticalLineLengthPixelQuantity>

19 Cross reference: Part-1 Section 11.2.7: Vertical line length (VLL)

20 This mandatory element shall contain the number of horizontal lines contained in the transmitted
21 image.

```
22     <ansi-nist:ImageVerticalLineLengthPixelQuantity>65  
23     </ansi-nist:ImageVerticalLineLengthPixelQuantity>  
24
```

25 211.2.4.6 Element <ansi-nist:FingerprintImagePosition>

26 Cross reference: Part-1 Section 11.2.4: Finger position (FGP)

27 This mandatory complex element contains the child element(s) described in the subsection
28 below. This complex shall contain possible finger positions for the image.

```
29     <ansi-nist:FingerprintImagePosition>  
30     [... Finger position code element(s) ...]  
31     </ansi-nist:FingerprintImagePosition>
```

32 211.2.4.6.1 Element <ansi-nist:FingerPositionCode>

33 Cross reference: Part-1 Section 11.2.4: Finger position (FGP)

34 At least one occurrence of this element is mandatory. The first occurrence shall correspond to
35 the known or most probable finger position. Following the first occurrence of <ansi-

1 nist:FingerPositionCode>, up to five additional finger positions may be referenced by repeating
2 occurrences of <ansi-nist:FingerPositionCode>. Each occurrence of this element shall contain
3 one possible finger position. The decimal code number corresponding to the finger position shall
4 be taken from Table 212 (only finger numbers 0-14 apply to Types 3-6) and entered as an ASCII
5 number. Table 212 also lists the maximum image width and height dimensions for each of the
6 finger positions. (Table 212 is the same as Table 12 in Part 1.)

7 The code "0", for "Unknown Finger", shall be used to reference every finger position from one
8 through ten.

9 For compatibility with the Part-1 version of the standard, the ASCII value "255" is allowable, but
10 not required. This value was a filler for unused finger position elements. No more than six
11 occurrences of this element are permitted.

```
12     <ansi-nist:FingerPositionCode>12</ansi-  
13     nist:FingerPositionCode>  
14     <ansi-nist:FingerPositionCode>11</ansi-  
15     nist:FingerPositionCode>  
16     <ansi-nist:FingerPositionCode>255</ansi-  
17     nist:FingerPositionCode>  
18     <ansi-nist:FingerPositionCode>255</ansi-  
19     nist:FingerPositionCode>  
20     <ansi-nist:FingerPositionCode>255</ansi-  
21     nist:FingerPositionCode>  
22     <ansi-nist:FingerPositionCode>255</ansi-  
23     nist:FingerPositionCode>
```

24 211.2.4.7 Element <ansi-nist:FingerprintImageImpressionCaptureCategoryCode>

25 Cross reference: Part-1 Section 11.2.3: Impression type (IMP)

26 This element is mandatory. The code selected from Table 211, describing the manner by which
27 the fingerprint image information was obtained, shall be entered in this element. (Table 211 is the
28 same as Table 11 in Part 1.)

```
29     <ansi-  
30     nist:FingerprintImageImpressionCaptureCategoryCode>1  
31     </ansi-  
32     nist:FingerprintImageImpressionCaptureCategoryCode>  
33
```

34 **211.3 End of fixed-resolution fingerprint image record**

35 Type-3 through Type-6 logical records shall end with the XML tag </itl:PackageImageRecord>.

36 **211.4 Additional fixed-resolution image records**

37 Typically, for each of these logical record types, there may be up to thirteen additional images
38 contained within the exchange package. For each additional image, a logical record is required.

39
40

1

Table 211 Finger & palm impression types

Description	Code
Live-scan plain	0
Live-scan rolled	1
Nonlive-scan plain	2
Nonlive-scan rolled	3
Latent impression	4
Latent tracing	5
Latent photo	6
Latent lift	7
Live-scan vertical swipe	8
Live-scan palm	10
Nonlive-scan palm	11
Latent palm impression	12
Latent palm tracing	13
Latent palm photo	14
Latent palm lift	15
Live-scan optical contact plain	20
Live-scan optical contact rolled	21
Live-scan non-optical contact plain	22
Live-scan non-optical contact rolled	23
Live-scan optical contactless plain	24
Live-scan optical contactless rolled	25
Live-scan non-optical contactless plain	26
Live-scan non-optical contactless rolled	27
Other	28
Unknown	29

Note: Table 211 is also used to describe the manner by which palm image information was obtained.

2
3
4
5
6
7
8
9
10
11
12
13
14
15
16
17
18
19
20
21
22

1

2

Table 212 Finger position code & maximum image dimensions

Finger position	Finger code	Width		Length	
		(mm)	(in)	(mm)	(in)
Unknown	0	40.6	1.6	38.1	1.5
Right thumb	1	40.6	1.6	38.1	1.5
Right index finger	2	40.6	1.6	38.1	1.5
Right middle finger	3	40.6	1.6	38.1	1.5
Right ring finger	4	40.6	1.6	38.1	1.5
Right little finger	5	40.6	1.6	38.1	1.5
Left thumb	6	40.6	1.6	38.1	1.5
Left index finger	7	40.6	1.6	38.1	1.5
Left middle finger	8	40.6	1.6	38.1	1.5
Left ring finger	9	40.6	1.6	38.1	1.5
Left little finger	10	40.6	1.6	38.1	1.5
Plain right thumb	11	25.4	1.0	50.8	2.0
Plain left thumb	12	25.4	1.0	50.8	2.0
Plain right four fingers	13	81.3	3.2	76.2	3.0
Plain left four fingers	14	81.3	3.2	76.2	3.0
Left & right thumbs	15	81.3	3.2	76.2	3.0
EJI or tip	19	114.3	4.5	127.0	5.0

3

Note: Finger codes 15 and 19 apply to tagged-field fingerprint image records.

4

5 **212****Type-7 user-defined image record**

6 Type-7 logical records shall contain user-defined image information relating to the exchange
7 package submitted for processing. This record type was originally defined to handle
8 miscellaneous images such as those pertaining to mugshots, latent prints, palm prints, wrists,
9 toes, soles, etc. that were not addressed elsewhere in the standard. However, it is not intended
10 that the use of the Type-7 record is restricted by the existence of other record types in this
11 standard.

12 Type-7 records are still commonly used for the exchange of latent fingerprints. But since its
13 creation, other record types have also been formally defined and are used by this standard to
14 handle mugshots (Type-10), latent fingerprint images (Type-13), variable-resolution fingerprint
15 images (Type-14), palm print images (Type-15), and other user-defined image records (Type-16).

16 These images shall consist of scanned pixels that may be either binary or grayscale output. Each
17 grayscale pixel value shall be expressed as an unsigned byte. A value of "0" shall be used to
18 define a black pixel and an unsigned value of "255" shall be used to define a white pixel. For

1 binary pixels, a value of "0" shall represent a white pixel and a value of "1" shall represent a black
 2 pixel. If compression is used, the algorithm shall be the same as that specified for Type-3
 3 through Type-6 logical records. Table 213 lists the contents of the records. (This table has no
 4 equivalent in Part 1.)

5 **212.1 XML elements for Type-7 logical records**

6 Type-7 records shall be contained within this complex element:

7 **<itl:PackageImageRecord>**

8 [. . . Type 07 Record Content . . .]

9 **</itl:PackageImageRecord>**

10 The XML Part-2 version of the Type-7 logical record shall be composed completely of ASCII data.
 11 The first two data elements of the Type-7 record are defined by this Standard. Remaining record
 12 content shall conform to the requirements set forth by the agency receiving the exchange
 13 package.

14

15 **Table 213 Type-7 user-defined image record**

Part 1 Ident	Cond code	Part 2 XML Element Name	Occur count	
			min	Max
LEN				0
	M	<ansi-nist:RecordCategoryCode>	1	1
IDC	M	<ansi-nist:ImageReferenceIdentification>	1	1
	O	<itl:RecordImage>	0	1

16

17 **212.1.1 Record length**

18 Cross reference: Part-1 Section 12.1.1: Logical record length (LEN)

19 There is no corresponding Part 2 XML element.

20 **212.1.2 Element <ansi-nist:RecordCategoryCode>**

21 This mandatory Part-2 element has no corresponding field in Part-1. It is used to identify the
 22 record type. For the Type-7 record, it shall contain a value of 07.

23 <ansi-nist:RecordCategoryCode>**07**</ansi-
 24 nist:RecordCategoryCode>

25

26

1 **212.1.3 Element <ansi-nist:ImageReferenceIdentification>**

2 Cross reference: Part-1 Section 12.1.2: Image designation character (IDC)

3 This mandatory complex element shall be used to identify the image data contained in the record.
4 The content of this element shall match the <ansi-nist:ImageReferenceIdentification> found in the
5 <ansi-nist:TransactionContentSummary> element of the Type-1 record.

6 Complex element <ansi-nist:ImageReferenceIdentification> shall contain the simple element
7 <nc:IdentificationID>, which shall contain the image reference identification datum.

```
8     <ansi-nist:ImageReferenceIdentification>
9         <nc:IdentificationID>05</nc:IdentificationID>
10    </ansi-nist:ImageReferenceIdentification>
11
```

12 **212.1.4 Element <itl:RecordImage>**

13 Cross reference: Part-1 Section 12.1.3: User-defined fields for Type-7 logical record

14 The remaining content of the Type-7 logical record shall be user-defined. Individual elements
15 required for a given exchange package, such as element description, size, and content shall
16 conform to the specifications set forth by the agency to whom the package is being sent.

17 Complex element <itl:RecordImage> is abstract, and as such is unusable by itself. Implementers
18 should define, in an extension schema, a substitution element containing user-defined child
19 elements from the user's domain.

20 A substitution element should be defined in a user's extension schema similar to this:

```
21     <xsd:element name="UserDefinedImageRecord"
22         substitutionGroup="itl:RecordImage"
23         type="user-domain:UserDefinedImageRecordType"/>
24
25     <xsd:complexType name="UserDefinedImageRecordType">
26         <xsd:complexContent>
27             <xsd:extension base="s:ComplexObjectType">
28                 <xsd:sequence>
29                     <xsd:element ref="user-domain:OneField"/>
30                     <xsd:element ref="user-domain:TwoField"/>
31                 </xsd:sequence>
32             </xsd:extension>
33         </xsd:complexContent>
34     </xsd:complexType>
```

35 The element would then appear in an instance document like this:

```
36     <user-domain:UserDefinedImageRecord>
37         <user-domain:OneField>Text</user-domain:OneField>
38         <user-domain:TwoField>Text</user-domain:TwoField>
39     </user-domain:UserDefinedImageRecord>
```


1 **212.2 End of Type-7 user-defined image record**

2 The Type-7 logical record shall end with the XML tag `</itl:PackageImageRecord>`.

3 **212.3 Additional user-defined descriptive text records**

4 Additional images may be described within the exchange package. For each additional image, a
5 Type-7 logical record is required.

6 **213 Type-8 signature image record**

7 Type-8 logical records shall contain either scanned or vectored signature data. Each Type-8
8 record shall cover an area of up to 1000 mm².

9 If scanned, the resolution shall be the minimum scanning resolution or the native scanning
10 resolution, and the scan sequence shall be left to right and top to bottom. The scanned data shall
11 be a binary representation quantized to two levels.

12 If vectored signature data is present, it shall be expressed as a series of numbers.

13 **213.1 XML elements for the Type-8 logical record**

14 When one or two Type-8 logical records are used, entries shall be provided in XML elements for
15 each signature record. Table 214 provides a list of the elements for the Type-8 logical record.
16 Elements containing entries in the "IMG" column are only applicable to that image type. An entry
17 of "IMG" applies to a scanned signature image, and an entry of "VEC" applies to vectored
18 signature data.

19 The Type-8 record shall be contained within this complex element:

20 **`<itl:PackageImageRecord>`**

21 `[. . . Type 8 Record Content . . .]`

22 **`</itl:PackageImageRecord>`**

23 In the subsections that follow, text in bold between opening and closing tags is informative and
24 only included for illustrative purposes, unless otherwise specifically stated (as it is for `<ansi-
25 nist:RecordCategoryCode>` for example).

26 **213.1.1 Record length**

27 Cross reference: Part-1 Section 13.1.1: Logical record length (LEN)

28 There is no corresponding Part 2 XML element.

29

30

31

1

Table 214 Type-8 record layout

Part 1 Ident	Cond code	Part 2 XML Element Name	IMG	Occur count	
				min	Max
LEN					0
	M	<ansi-nist:RecordCategoryCode>		1	1
IDC	M	<ansi-nist:ImageReferenceIdentification>		1	1
	M	<itl:SignatureImage>		1	1
DATA	*M	<nc:BinaryBase64Object>	IMG	*1	1
	M	<ansi-nist:ImageCaptureDetail>		1	1
ISR	M	<ansi-nist:CaptureResolutionCode>		1	1
HLL	M	<ansi-nist:ImageHorizontalLineLengthPixelQuantity>		1	1
VLL	M	<ansi-nist:ImageVerticalLineLengthPixelQuantity>		1	1
DATA	*M	<ansi-nist:SignatureImageVectorRepresentation>	VEC	*1	1
	*M	<ansi-nist:SignatureImageVector>	VEC	2	Unlim
SRT	M	<ansi-nist:SignatureRepresentationCode>		1	1
SIG	M	<ansi-nist:SignatureCategoryCode>		1	1

2

* Mandatory (or optional) for a particular image type

3 **213.1.2 Element <ansi-nist:RecordCategoryCode>**

4 This mandatory Part-2 element has no corresponding field in Part-1. It is used to identify the
5 record type. For the Type-8 record, it shall contain a value of 08.

```
6 <ansi-nist:RecordCategoryCode>08</ansi-  
7 nist:RecordCategoryCode>
```

8 **213.1.3 Element <ansi-nist:ImageReferenceIdentification>**

9 Cross reference: Part-1 Section 13.1.2: Image designation character (IDC)

10 This mandatory complex element shall be used to identify the image data contained in the record.
11 The content of this element shall match the <ansi-nist:ImageReferenceIdentification> found in the
12 <ansi-nist:TransactionContentSummary> element of the Type-1 record.

13 Complex element <ansi-nist:ImageReferenceIdentification> shall contain the simple element
14 <nc:IdentificationID>, which shall contain the image reference identification datum.

```
15 <ansi-nist:ImageReferenceIdentification>  
16 <nc:IdentificationID>6</nc:IdentificationID>  
17 </ansi-nist:ImageReferenceIdentification>
```

1 **213.1.4 Element <ansi-nist:SignatureImage>**

2 All of the remaining elements in the Type-8 record are nested within, as described in the
3 subsections below.

```
4     <ansi-nist:SignatureImage>  
5         [...] Signature image, or vectored data elements ... ]  
6     </ansi-nist:SignatureImage>
```

7 213.1.4.1 Element <nc:BinaryBase64Object>

8 Cross reference: Part-1 Section 13.1.8.1 and 13.1.8.2: Signature image data (DATA), scanned
9 images

10 If the <ansi-nist:SignatureRepresentationCode> (SRT) element is “0” or “1”, this element is
11 mandatory. This element shall not appear in a record if <ansi-
12 nist:SignatureRepresentationCode> (SRT) element is “2”.

13 This element shall contain all of data from a scanned signature image. The binary image data
14 shall be converted to ASCII characters using the Base64 encoding algorithm.

15 **Uncompressed scanned image data**

16 If the <ansi-nist:SignatureRepresentationCode> (SRT) contains the value “0”, then this element
17 shall contain the uncompressed scanned binary image data for the signature. In uncompressed
18 mode, the data shall be packed at eight pixels per byte.

19 **Compressed scanned image data**

20 If the <ansi-nist:SignatureRepresentationCode> (SRT) element contains the value “1”, then this
21 element shall contain the scanned binary image data for the signature in compressed form using
22 the ANSI/EIA-538-1988 facsimile compression algorithm.

```
23     <nc:BinaryBase64Object>base64  
24     data</nc:BinaryBase64Object>
```

25 213.1.4.2 Element <ansi-nist:ImageCaptureDetail>

26 This mandatory complex element contains the single child element described in the subsection
27 below.

```
28     <ansi-nist:ImageCaptureDetail>  
29         [...] Image capture elements ... ]  
30     </ansi-nist:ImageCaptureDetail>
```

31

1 213.1.4.2.1 Element <ansi-nist:CaptureResolutionCode>

2 Cross reference: Part-1 Section 13.1.5: Image scanning resolution (ISR)

3 This element is mandatory. It shall contain an ASCII "0" if the minimum scanning resolution is
4 used and an ASCII "1" if the native scanning resolution is used. An ASCII value of "0" shall also
5 be used if the image is vector data.

```
6 <ansi-nist:CaptureResolutionCode>1</ansi-  
7 nist:CaptureResolutionCode>
```

8 213.1.4.3 Element <ansi-nist:ImageHorizontalLineLengthPixelQuantity>

9 Cross reference: Part-1 Section 13.1.6: Horizontal line length (HLL)

10 This element is mandatory. For scanned signature data, this element shall be used to specify the
11 number of pixels contained on a single horizontal line of the transmitted signature image. For
12 vectored signature data, this element shall contain the ASCII value of "00".

```
13 <ansi-nist:ImageHorizontalLineLengthPixelQuantity>80  
14 </ansi-  
15 nist:ImageHorizontalLineLengthPixelQuantity>
```

16 213.1.4.4 Element <ansi-nist:ImageVerticalLineLengthPixelQuantity>

17 Cross reference: Part-1 Section 13.1.7: Vertical line length (VLL)

18 This element is mandatory. For scanned signature data, this element shall be used to specify the
19 number of horizontal lines contained in the transmitted signature image. For vectored signature
20 data, this element shall contain the ASCII value of "00".

```
21 <ansi-nist:ImageVerticalLineLengthPixelQuantity>65  
22 </ansi-nist:ImageVerticalLineLengthPixelQuantity>  
23
```

24 213.1.4.5 Element <ansi-nist:SignatureImageVectorRepresentation>

25 Cross reference: Part-1 Section 13.1.8.3: Signature image data (DATA), Vectored image data

26 If the <ansi-nist:SignatureRepresentationCode> (SRT) element is "2", this element is mandatory.
27 This element shall not appear in a record if <ansi-nist:SignatureRepresentationCode> (SRT)
28 element is "0" or "1".

29 **Vectored image data**

30 If the <ansi-nist:SignatureRepresentationCode> (SRT) element contains the value of "2", then this
31 complex parent element shall contain a list of vector elements describing the pen position and
32 pen pressure of line segments within the signature. Each vector element shall be contained in
33 the complex child element <ansi-nist:SignatureImageVector> described in the subsection below.
34 The complex parent element <ansi-nist:SignatureImageVectorRepresentation> contains all the
35 occurrences of the child element:

36

```
1      <ansi-nist:SignatureImageVectorRepresentation>
2          [... Vector elements ...]
3      </ansi-nist:SignatureImageVectorRepresentation>
```

4 213.1.4.5.1 Element <ansi-nist:SignatureImageVector>

5 Each occurrence of <ansi-nist:SignatureImageVector> shall contain information describing the
6 coordinates of the end point of a vector, and a pen pressure setting.

7 A number between “0” and “255” contained in the <ansi-nist:VectorPenPressureValue> element
8 shall represent the pen pressure. This shall be a constant pressure until the next vector becomes
9 active. Values shall be represented as ASCII numeric characters. A pressure value of “0” shall
10 represent a “pen-up” (or no pressure) condition. The pressure value of “1” shall represent the
11 least recordable pressure for a particular device, while the value “254” shall represent the
12 maximum recordable pressure for that device. To denote the end of the vector list the value
13 “255” shall be inserted in the <ansi-nist:VectorPenPressureValue> element.

14 The <ansi-nist:VectorPositionVerticalCoordinateValue> shall hold the Y coordinate of the pen
15 position. The <ansi-nist:VectorPositionHorizontalCoordinateValue> shall hold the X coordinate of
16 the pen position. Both the X and Y coordinates shall be expressed in units of .0254 mm (.001
17 inches) referenced from the bottom leftmost corner of the signature. Positive values of X shall
18 increase from left-to-right and positive values of Y shall increase from bottom-to-top.

19 The <ansi-nist:SignatureImageVector> element may be repeated as many times as necessary to
20 describe a signature image.

```
21      <ansi-nist:SignatureImageVector>
22          <ansi-nist:VectorPenPressureValue>254
23          </ansi-nist:VectorPenPressureValue>
24          <ansi-
25 nist:VectorPositionVerticalCoordinateValue>0
26          </ansi-
27 nist:VectorPositionVerticalCoordinateValue>
28          <ansi-
29 nist:VectorPositionHorizontalCoordinateValue>0
30          </ansi-
31 nist:VectorPositionHorizontalCoordinateValue>
32      </ansi-nist:SignatureImageVector>
```

33 213.1.4.6 Element <ansi-nist:SignatureRepresentationCode>

34 Cross reference: Part-1 Section 13.1.4: Signature representation type (SRT)

35 This element is mandatory. Its value shall be an ASCII “0” if the image is scanned and not
36 compressed, an ASCII “1” if the image is scanned and compressed, and an ASCII “2” if the image
37 is vector data.

```
38      <ansi-nist:SignatureRepresentationCode>0
39      </ansi-nist:SignatureRepresentationCode>
```

1 213.1.4.7 Element <ansi-nist:SignatureCategoryCode>

2 Cross reference: Part-1 Section 1.1.3: Signature Type (SIG)

3 This element is mandatory. Its value shall be an ASCII "0" for the signature image of the subject,
4 or an ASCII "1" for the signature image of the official processing the transaction.

```
5 <ansi-nist:SignatureCategoryCode>0  
6 </ansi-nist:SignatureCategoryCode>
```

7 **213.2 End of Type-8 signature image record**

8 The Type-8 logical record shall end with the XML tag </itl:PackageImageRecord>.

9 **213.3 Additional variable-resolution latent image records**

10 One more signature may be described within the file. For an additional signature, a Type-8
11 logical record is required.

12 **214 Type-9 minutiae data record**

13 Type-9 records shall contain XML elements and ASCII content describing minutiae and related
14 information encoded from a finger or palm. For a tenprint search transaction, generally there may
15 be up to ten of these Type-9 records in an exchange package, each of which shall be for a
16 different finger. There may be up to eight records for palmprint searches - each record
17 representing a different area on one of the two palms. The Type-9 record shall also be used to
18 exchange the minutiae information from latent finger or palm images between similar or different
19 systems.

20 Minutiae information may be extracted and encoded in any of several different manners
21 depending on the system that is used to scan an image, extract minutiae, and encode the
22 minutiae template. This standard defines an abstract XML element called <itl:RecordMinutiae>.
23 Any number of concrete implementations can be defined to substitute for <itl:RecordMinutiae>.

24 This standard defines a NIST "Standard format." The concrete complex element <itl:Minutiae>
25 substitutes for the abstract <itl:RecordMinutiae> creating a minutiae representation based on the
26 conventions and parameters described below in Section 214.1.

27 Additional substitution elements may be defined by vendors to represent minutiae differently.
28 Alternative elements constructed to substitute for <itl:RecordMinutiae> will allow vendors to
29 encode minutiae data and any additional required characteristic or feature data in accordance
30 with their own system's specific hardware and software configuration. The registration of blocks
31 of substitution elements to specific vendors is controlled by the domain registrar responsible for
32 the implementation domain. By default this shall be the registrar for the North American Domain.
33 Table 14 in the Part-1 version of this specification identifies vendors who have Part-1 alternate
34 representations. None, as of this publication, has a Part-2 XML representation.

35 **214.1 Minutiae and other information descriptors (Standard Format)**

36 **214.1.1 Minutiae type identification**

37 This standard defines four identifier characters that are used to describe the minutia type. These
38 are listed in Table 215. A ridge ending shall be designated Type A. It occurs at the point on a

1 fingerprint or palmprint that a friction ridge begins or ends without splitting into two or more
 2 continuing ridges. The ridge must be longer than it is wide. A bifurcation shall be designated
 3 Type B. It occurs at the point that a ridge divides or splits to form two ridges that continue past
 4 the point of division for a distance that is at least equal to the spacing between adjacent ridges at
 5 the point of bifurcation. A minutia shall be designated Type C, a compound type, if it is either a
 6 trifurcation (a single ridge that splits into three ridges) or a crossover (two ridges that intersect). If
 7 a minutia cannot be clearly categorized as one of the above three types, it shall be designated as
 8 undetermined, Type D.

9

10

Table 215 Minutiae types

Type	Description
A	Ridge ending
B	Bifurcation
C	Compound (trifurcation or crossover)
D	Type undetermined

11

12 214.1.2 Minutia numbering

13 Each minutia shall be identified by an index number that is assigned to it. The numbering shall
 14 begin at "1" and be incremented by "1" for as many times as there are minutiae encountered.
 15 This allows each minutia to be uniquely identified. The numbering of the minutiae shall be
 16 unordered.

17 214.1.3 Minutiae ridge counts

18 As required, ridge counts shall be determined from each minutia in a fingerprint or palmprint to
 19 certain other neighboring minutiae. When this occurs, ridge counts between designated minutiae
 20 shall be associated with the applicable index numbers so as to ensure maintenance of the proper
 21 relationships. Rules for identifying neighboring minutiae and the method to be used for counting
 22 the intervening ridge crossings is not part of this "standard format".

23 214.1.4 Minutiae coordinate system

24 The relative position of minutiae entered in Type-9 records shall be expressed as positive
 25 integers in units of 0.01 mm (0.00039 in) in a Cartesian coordinate system located in Quadrant 1.
 26 In this coordinate system, values of X increase from left to right and values of Y increase from
 27 bottom to top.

28 *Note (Informative) – This standard follows the practice of placing the origin at the lower left-corner*
 29 *for describing the location of minutiae. This is in contrast to the placement of the origin in the*
 30 *upper left-hand corner which is conventionally used for images.*

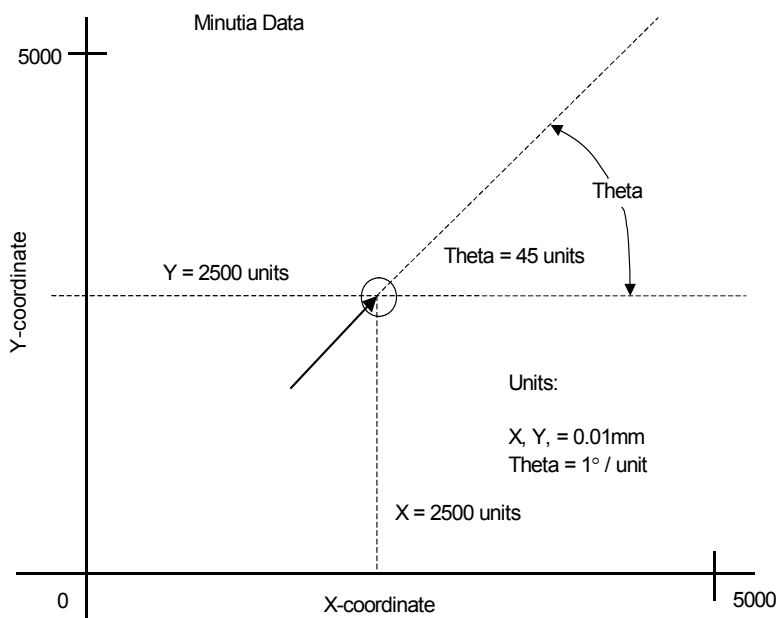
31 For encoded minutiae from fingerprints, values for both X and Y are equal to or greater than
 32 "0000" and are less than "5000". This range of units converts to 5 cm (1.97") in both the
 33 horizontal and vertical directions. If the conversion to this coordinate system is from a system
 34 that normally centers the fingerprint image during the registration process, that center position

1 shall be assigned the values $X = 2500$, $Y = 2500$. Figure 3 illustrates the defined coordinate
 2 system for a fingerprint using the complex XML element for the "standard format", `<itl:Minutiae>`.

3 For encoded minutiae from a palmprint, values of both X and Y are equal to or greater than
 4 "0000" and are less than "14000" and "21000" respectively. This range of units converts to 14 cm
 5 (5.51") in the horizontal and 21 cm (8.27") in the vertical directions.

6 The relative orientation, Theta, of a ridge ending or a bifurcation shall be expressed as positive
 7 integers in units of degrees from "0" to "359". Theta is defined as the angle between the
 8 horizontal axis of the coordinate system and the direction that a ridge ending points, assuming
 9 that a ridge ending is analogous to a pointing finger. A ridge ending that is formed by a ridge
 10 lying parallel to the X axis, and ending in the direction of increasing values of X , shall have an
 11 orientation of zero degrees. Counterclockwise rotation of this ridge about the ridge ending shall
 12 cause the value of Theta to increase. A ridge ending pointing due east has a direction of zero
 13 degrees, due north 90 degrees and so forth. No orientation value shall be assigned to an
 14 undetermined or compound type of minutiae; therefore, a value of "000" shall be entered for
 15 Theta in the Type-9 logical record entry.

16 A bifurcation may be converted to a ridge ending by logical inversion, i.e., transposing the identity
 17 of ridges and valleys. The orientation of a bifurcation is expressed as if this inversion had
 18 occurred. This convention causes no significant change in the orientation of a minutia if it
 19 appears as a ridge ending in one impression of a fingerprint and as a bifurcation in another
 20 impression of the same fingerprint.



21

22

Figure 3 Minutiae coordinate system

23 The exact features or characteristics of a minutia that are used to establish its position and
 24 orientation are system dependent and outside the scope of this standard.

25

1 **214.2 XML elements for Type-9 logical record**

2 Type-9 records shall be contained within this complex element:

3 **<itl:PackageMinutiaeRecord>**

4 [. . . Type 9 Record Content . . .]

5 **</itl:PackageMinutiaeRecord>**

6 All XML elements and content of the Type-9 records shall be recorded as ASCII text. No binary
7 data are defined in the "Standard format" so there is no conversion of binary data required using
8 Base64 encoding. Vendors who define alternate representations shall create substitute elements
9 that shall be recorded as ASCII text. The abstract element <itl:RecordMinutiae> is a placeholder
10 for a specific vendor representation. The concrete element <itl:Minutiae> is a substitute for
11 <itl:RecordMinutiae> and provides a common or generic manner of encoding minutiae and other
12 characteristic data. The contents of <itl:Minutiae> are formatted in accordance with the
13 conventions described above.

14 Although this logical record type can also be used to accommodate a variety of methods used by
15 different AFIS vendors for encoding minutiae data according to their particular requirements, each
16 vendor implementation must appear as a substitute for the abstract element <itl:RecordMinutiae>.
17 All other structure of the Type-9 record is required including the outer XML element
18 <itl:PackageMinutiaeRecord>, and its first four elements <ansi-nist:RecordCategoryCode>,
19 <ansi-nist:ImageReferencelIdentification, <ansi-nist:MinutiaeImpressionCaptureCategoryCode>
20 and <ansi-nist:MinutiaeFormatNISTStandardIndicator>. None of the content of <itl:Minutiae> is
21 required to be present in specific vendor implementations.

22 Within a Type-9 logical record, entries shall be provided in XML elements. Two tables are
23 presented. (Neither exist in Part 1.) Table 216a is the structure of the Type-9 record for all
24 implementations, NIST standard and vendor alternatives. Table 216b is the structure of the NIST
25 Standard representation. For each element of the Type-9 record, a "condition code" is shown as
26 being mandatory "M" or optional "O", or not allowed "X". XML tag name, and occurrence limits
27 are shown.

28 In the subsections that follow, text in bold between opening and closing tags is informative and
29 only included for illustrative purposes, unless otherwise specifically stated (as it is for <ansi-
30 nist:RecordCategoryCode> for example).

31 **214.2.1 Record length**

32 Cross reference: Part-1 Section 14.2.1 Field 9.001: Logical record length (LEN)

33 There is no corresponding Part 2 XML element.

34

35

36

37

1 **Table 216a Type-9 minutiae record (all implementations)**

Part 1 Ident	Cond code	Part 1 Field Number	Part 2 XML Element Name	Occur count	
				min	Max
LEN		9.001			0
	M		<ansi-nist:RecordCategoryCode>	1	1
IDC	M	9.002	<ansi-nist:ImageReferenceIdentification>	1	1
IMP	M	9.003	<ansi-nist:MinutiaeImpressionCaptureCategoryCode>	1	1
FMT	M	9.004	<ansi-nist:MinutiaeFormatNISTStandardIndicator>	1	1
	M		<itl:RecordMinutiae> ABSTRACT	See note below	Unlim

2 Note: At least one occurrence of a concrete substitute for the abstract element is
3 required

4

5 **Table 216b Type-9 NIST Standard minutiae representation**

Part 1 Ident	Cond code	Part 1 Field Number	Part 2 XML Element Name	IMG	Occur count	
					min	Max
			<itl:Minutiae> CONCRETE SUBSTITUTE FOR <itl:RecordMinutiae>		1	1
MRC	M	9.012	<itl:MinutiaeNISTStandard>		1	1
	M		<itl:MinutiaeDetail>		1	Unlim
MIN	M	9.010	<ansi-nist:MinutiaeQuantity>		1	1
OFR	O	9.005	<ansi-nist:MinutiaeReadingSystem>		0	1
RDG	M	9.011	<ansi-nist:MinutiaeRidgeCountIndicator>		1	1
CRP	O	9.008	<ansi-nist:MinutiaeFingerCorePosition>	FIN	0	Unlim
CRP	X	9.008	<ansi-nist:MinutiaeFingerCorePosition>	PAL	0	0
DLT	O	9.009	<ansi-nist:MinutiaeFingerDeltaPosition>	FIN	0	Unlim
DLT	X	9.009	<ansi-nist:MinutiaeFingerDeltaPosition>	PAL	0	0
FPC	M	9.007	<itl:MinutiaeFingerPatternDetail>	FIN	1	Unlim
FPC	X	9.007	<itl:MinutiaeFingerPatternDetail>	PAL	0	0
FGP	M	9.006	<ansi-nist:MinutiaeFingerPositionCode>	FIN	1	Unlim
FGP	M	9.006	<ansi-nist:MinutiaePalmPositionCode>	PAL	1	Unlim

6

1 **214.2.2 Element <ansi-nist:RecordCategoryCode>**

2 This mandatory Part-2 element has no corresponding field in Part-1. It is used to identify the
3 record type. For the Type-9 record, it shall contain a value of 09.

```
4 <ansi-nist:RecordCategoryCode>09  
5 </ansi-nist:RecordCategoryCode>
```

6 **214.2.3 Element <ansi-nist:ImageReferenceIdentification>**

7 Cross reference: Part-1 Section 14.2.2 Field 9.002: Image designation character (IDC)

8 This mandatory complex element shall be used for the identification and location of the minutiae
9 data. The content of this element shall match the <ansi-nist:ImageReferenceIdentification> found
10 in the <ansi-nist:TransactionContentSummary> element of the Type-1 record.

11 Complex element <ansi-nist:ImageReferenceIdentification> shall contain the simple element
12 <nc:IdentificationID>, which shall contain the reference identification datum.

```
13 <ansi-nist:ImageReferenceIdentification>  
14 <nc:IdentificationID>00</nc:IdentificationID>  
15 </ansi-nist:ImageReferenceIdentification>
```

16 **214.2.4 Element <ansi-nist:MinutiaeImpressionCaptureCategoryCode>**

17 Cross reference: Part-1 Section 14.2.3 Field 9.003 Impression type (IMP)

18 This mandatory element shall contain a one- or two-byte ASCII value describing the manner by
19 which the fingerprint or palmprint image information was obtained. The ASCII value for the
20 proper code as selected from Table 211 for finger impressions and palm impressions shall be
21 entered in this element to signify the impression type.

```
22 <ansi-nist:MinutiaeImpressionCaptureCategoryCode>4  
23 </ansi-  
24 nist:MinutiaeImpressionCaptureCategoryCode>
```

25 **214.2.5 Element <ansi-nist:MinutiaeFormatNISTStandardIndicator>**

26 Cross reference: Part-1 Section 14.2.4 Field 9.004 Minutiae format (FMT)

27 This mandatory element shall contain a value indicating whether the information in the remainder
28 of the record adheres to the standard format or is a user-defined format. This element shall
29 contain a value of "true" to indicate that the minutiae are formatted as specified by the standard
30 Type-9 logical record description using location information and other conventions described
31 above. A standard Type-9 logical record will substitute <itl:Minutiae> for the abstract element
32 <itl:RecordMinutiae>.

33 This element shall contain a value of "false" to indicate that the minutiae are formatted in vendor-
34 specific or M1-378 terms. More than one vendor representation of the same set of minutiae from
35 one view of one finger could be present in a single Type 9 record when this element contains a
36 value of "false". Multiple blocks of vendor-specific data, which may include content from
37 <itl:Minutiae>, can occur within a single Type-9 record when this element contains a value of
38 "false". Even though information may be encoded in accordance with a specific vendor's
39 implementation, all XML elements and content in the Type-9 record must remain as ASCII text.

```
1      <ansi-nist:MinutiaeFormatNISTStandardIndicator>true
2      </ansi-nist:MinutiaeFormatNISTStandardIndicator>
```

3 **214.2.6 Element <itl:RecordMinutiae>**

4 Complex element <itl:RecordMinutiae> is abstract, and as such is unusable by itself.
5 Implementers may use the NIST “Standard format” substitution element <ansi-nist:Minutiae>
6 which is described in the next subsection. Implementers alternatively may define, in an extension
7 schema, a substitution element containing user-defined child elements from the user’s domain.
8 Vendor specific substitution elements may be registered with the domain owner specified in the
9 Type-1 record, element <ansi-nist:TransactionDomain>.

10 A substitution element should be defined in a user’s extension schema similar to this:

```
11      <xsd:element name="VendorDefinedMinutiae"
12      substitutionGroup="itl:RecordMinutiae"
13      type="user-domain:VendorDefinedMinutiaeType" />
14
15      <xsd:complexType name="VendorDefinedMinutiaeType">
16      <xsd:complexContent>
17      <xsd:extension base="s:ComplexObjectType">
18      <xsd:sequence>
19      <xsd:element ref="user-domain:OneField" />
20      <xsd:element ref="user-domain:TwoField" />
21      </xsd:sequence>
22      </xsd:extension>
23      </xsd:complexContent>
24      </xsd:complexType>
```

25 The element would then appear in an instance document like this:

```
26      <user-domain:VendorDefinedMinutiae>
27      <user-domain:OneField>Text</user-domain:OneField>
28      <user-domain:TwoField>Text</user-domain:TwoField>
29      </user-domain:VendorDefinedMinutiae>
```

30 **214.2.7 Element <itl:Minutiae>**

31 The complex element <itl:Minutiae> has been defined as a concrete substitution for the abstract
32 element <itl:RecordMinutiae>. It contains the NIST “Standard format” content for representation
33 of minutiae. All of the elements in the “Standard format” are nested within, as described in the
34 subsections below.

```
35      <itl:Minutiae>
36      [... NIST “Standard format” minutiae elements ...]
37      </itl:Minutiae>
```

1 214.2.7.1 Element <itl:MinutiaeNISTStandard>

2 This mandatory complex element contains four child elements described in the subsections
3 below: <itl:MinutiaDetail>, <ansi-nist:MinutiaeQuantity>, <ansi-nist:MinutiaeReadingSystem>,
4 and <ansi-nist:MinutiaeRidgeCountIndicator>.

5 <itl:MinutiaeNISTStandard>

6 [... Minutiae elements ...]

7 </itl:MinutiaeNISTStandard>

8 214.2.7.1.1 Element <itl:MinutiaDetail>

9 Cross reference: Part-1 Section 14.2.12 Field 9.012: Minutiae and ridge count data (MRC)

10 At least one occurrence of this complex element is mandatory. The set of occurrences of this
11 element shall contain all of the individual minutiae and ridge count data associated with the
12 current fingerprint or palmprint impression. The number of occurrences shall be as many
13 minutiae stated in the minutiae count in <ansi-nist:MinutiaeQuantity> (MIN). Each occurrence of
14 <itl:MinutiaDetail> shall be devoted to a single minutia and shall consist of mandatory and
15 optional child XML elements.

16 The child elements must appear in the order below. Optional elements may be omitted
17 altogether.

18 *X coordinate value <ansi-nist:PositionHorizontalCoordinateValue>*

19 There shall be one and only one occurrence of this mandatory element in the <ansi-
20 nist:MinutiaDetail> complex. For minutiae encoded from fingerprints, the X (horizontal)
21 coordinate shall be represented by a four-digit ASCII numeric value ranging from "0000" zero
22 upward. For minutiae encoded from palmprints, the X (horizontal) coordinate shall be
23 represented by a five-digit ASCII numeric value ranging from "00000" zero upward.

24 *Y coordinate value <ansi-nist:PositionVerticalCoordinateValue>*

25 There shall be one and only one occurrence of this mandatory element in the <ansi-
26 nist:MinutiaDetail> complex. For minutiae encoded from fingerprints, the Y (vertical) coordinate
27 shall be represented by a four-digit ASCII numeric value ranging from "0000" zero upward. For
28 minutiae encoded from palmprints, the Y (vertical) coordinate shall be represented by a five-digit
29 ASCII numeric value ranging from "00000" zero upward.

30 *Index number <ansi-nist:MinutiaIdentification>*

31 There shall be one and only one occurrence of this mandatory element in the <ansi-
32 nist:MinutiaDetail> complex. The index number shall be initialized to "1" and incremented by "1"
33 for each additional minutia in the fingerprint. This index number serves to identify each individual
34 minutia. Complex element <ansi-nist:MinutiaIdentification> shall have the simple element
35 <nc:IdentificationID>, which will contain index datum.

1 *Theta value* <ansi-nist:PositionThetaAngleMeasure>

2 There shall be one and only one occurrence of this mandatory element in the <ansi-
3 nist:MinutiaDetail> complex. For minutiae encoded from fingerprints and from palmprints, the
4 Theta value shall be represented by a three-digit ASCII value between 000 and 359.

5 *Quality measure* <ansi-nist:MinutiaQualityValue>

6 This is an optional quality measure element that if present shall have only one occurrence.
7 Values shall range from "0" to "63". The value "0" shall indicate a manually encoded minutia.
8 The value "1" shall indicate that no method of indicating a confidence level is available. Values
9 between "2" and "63" shall indicate decreasing levels of confidence, with "2" meaning the
10 greatest confidence.

11 *Minutia type designation* <ansi-nist:MinutiaCategoryCode>

12 This is an optional minutia type designation element that if present shall have only one
13 occurrence. This shall be a single alphabetic character as chosen from Table 215.

14 *Ridge count data* <ansi-nist:MinutiaRidgeCount>

15 This is an optional ridge count data element. This complex element may have a zero to
16 unbounded number of occurrences. It is a complex element with two children, each of which are
17 mandatory and shall have only one occurrence. Each occurrence of <ansi-
18 nist:MinutiaRidgeCount> consists of a minutia number element and a ridge count element. This
19 information shall be conveyed by listing the identity (index number) of the distant minutia in the
20 <ansi-nist:RidgeCountReferenceIdentification> element, and the ridge count to that distant
21 minutia in the <ansi-nist:RidgeCountValue> element. The complex <ansi-
22 nist:MinutiaRidgeCount> shall be repeated as many times as required for each minutia. Complex
23 element <ansi-nist:RidgeCountReferenceIdentification> shall have the simple element
24 <nc:IdentificationID>, which will contain the index datum.

```

25     <itl:MinutiaDetail>
26         <ansi-nist:PositionHorizontalCoordinateValue>0486
27         </ansi-
28             nist:PositionHorizontalCoordinateValue>
29         <ansi-nist:PositionVerticalCoordinateValue>2839
30         </ansi-nist:PositionVerticalCoordinateValue>
31         <ansi-nist:MinutiaIdentification>
32             <nc:IdentificationID>00</nc:IdentificationID
33             >
34         </ansi-nist:MinutiaIdentification>
35         <ansi-nist:PositionThetaAngleMeasure>048
36         </ansi-nist:PositionThetaAngleMeasure>
37         <ansi-nist:MinutiaQualityValue>1
38         </ansi-nist:MinutiaQualityValue>
39         <ansi-nist:MinutiaCategoryCode>B
40         </ansi-nist:MinutiaCategoryCode>
41         <ansi-nist:MinutiaRidgeCount>
42             <ansi-
43                 nist:RidgeCountReferenceIdentification>
```

```
1         <nc:IdentificationID>2</nc:Identificati
2         onID>
3     </ansi-
4     nist:RidgeCountReferenceIdentification>
5     <ansi-nist:RidgeCountValue>6
6         </ansi-nist:RidgeCountValue>
7 </ansi-nist:MinutiaRidgeCount>
8 <ansi-nist:MinutiaRidgeCount>
9     <ansi-
10    nist:RidgeCountReferenceIdentification>
11        <nc:IdentificationID>8</nc:Identificati
12        onID>
13    </ansi-
14    nist:RidgeCountReferenceIdentification>
15    <ansi-nist:RidgeCountValue>3
16        </ansi-nist:RidgeCountValue>
17 </ansi-nist:MinutiaRidgeCount>
18 </itl:MinutiaDetail>
19
```

20 214.2.7.1.2Element <ansi-nist:MinutiaeQuantity>

21 Cross reference: Part-1 Section 14.2.10 Field 9.010: Number of minutiae (MIN)

22 This mandatory element shall contain the count of the number of minutiae recorded for this
23 fingerprint or palmprint.

```
24
25     <ansi-nist:MinutiaeQuantity>38</ansi-
26     nist:MinutiaeQuantity>
27
```

28 214.2.7.1.3Element <ansi-nist:MinutiaeReadingSystem>

29 Cross reference: Part-1 Section 14.2.15 Field 9.005: Originating fingerprint reading system
30 (OFR)

31 This optional complex element shall contain three child elements relating to the originating
32 fingerprint reading system. The <ansi-nist:ReadingSystemCodingMethodCode> element shall
33 contain a single character to indicate the method by which the minutiae data was read, encoded,
34 and recorded. The following coding shall be used: (1) "A", if the data was automatically read,
35 encoded, and recorded without any possibility of human editing; (2) "U", if human editing was
36 possible but unneeded; (3) "E", if the data was automatically read but manually edited before
37 encoding and recording; (4) "M", if the data was manually read. The <ansi-
38 nist:ReadingSystemName> element shall contain the originator's designation or name for the
39 particular fingerprint or palmprint reading system that generated this record. The <ansi-
40 nist:ReadingSystemSubsystemIdentification> element an optional, two-character, user-generated
41 subsystem designator that uniquely identifies the originator's equipment. Complex element
42 <ansi-nist:ReadingSystemSubsystemIdentification> if used shall have the simple element
43 <nc:IdentificationID>, which will contain the subsystem designator datum.

```
44
45     <ansi-nist:MinutiaeReadingSystem>
```

```
1         <ansi-nist:ReadingSystemCodingMethodCode>E
2             </ansi-nist:ReadingSystemCodingMethodCode>
3         <ansi-nist:ReadingSystemName>Text
4             </ansi-nist:ReadingSystemName>
5         <ansi-nist:ReadingSystemSubsystemIdentification>
6             <nc:IdentificationID>88</nc:IdentificationID>
7             >
8         </ansi-nist:ReadingSystemSubsystemIdentification>
9     </ansi-nist:MinutiaeReadingSystem>
```

10 214.2.7.2 Element <ansi-nist:MinutiaeRidgeCountIndicator>

11 Cross reference: Part-1 Section 14.2.11 Field 9.011 Minutiae ridge count indicator (RDG)

12 This mandatory single-character element shall be used to indicate the presence of minutiae ridge
13 count information. A "**false**" in this element indicates that no ridge count information is available.
14 A "**true**" indicates that ridge count information is available.

```
15
16     <ansi-nist:MinutiaeRidgeCountIndicator>true
17     </ansi-nist:MinutiaeRidgeCountIndicator>
```

18 214.2.7.3 Element <ansi-nist:MinutiaeFingerCorePosition>

19 Cross reference: Part-1 Section 14.2.8 Field 9.008 Core position (CRP)

20 This element is optional for fingerprint minutiae, and may not appear at all for palmprint minutiae.
21 If this element is used, it shall contain the X and Y coordinate position of the core of a fingerprint.
22 The X value shall be coded as a four-digit ASCII number in the <ansi-
23 nist:PositionHorizontalCoordinateValue> child element. The Y value shall be coded as a four-
24 digit ASCII number in the <ansi-nist:PositionVerticalCoordinateValue> child element. Multiple
25 occurrences of the core position complex are allowable.

```
26     <ansi-nist:MinutiaeFingerCorePosition>
27         <ansi-nist:PositionHorizontalCoordinateValue>0035
28         </ansi-
29             nist:PositionHorizontalCoordinateValue>
30         <ansi-nist:PositionVerticalCoordinateValue>0045
31         </ansi-nist:PositionVerticalCoordinateValue>
32     </ansi-nist:MinutiaeFingerCorePosition>
```

33 214.2.7.4 Element <ansi-nist:MinutiaeFingerDeltaPosition>

34 Cross reference: Part-1 Section 14.2.9 Field 9.009 Delta(s) position (DLT)

35 This element is optional for fingerprint minutiae, and may not appear at all for palmprint minutiae.
36 If this element is used, it shall contain the X and Y coordinate position of each delta that is
37 present on the fingerprint. The X value shall be coded as a four-digit ASCII number in the <ansi-
38 nist:PositionHorizontalCoordinateValue> child element. The Y value shall be coded as a four-
39 digit ASCII number in the <ansi-nist:PositionVerticalCoordinateValue> child element. Multiple
40 occurrences of the delta position complex are allowable.

```
41     <ansi-nist:MinutiaeFingerDeltaPosition>
```



```

1      <ansi-nist:PositionHorizontalCoordinateValue>0035
2          </ansi-
3              nist:PositionHorizontalCoordinateValue>
4      <ansi-nist:PositionVerticalCoordinateValue>0045
5          </ansi-nist:PositionVerticalCoordinateValue>
6  </ansi-nist:MinutiaeFingerDeltaPosition>

```

7 214.2.7.5 Element <itl:MinutiaeFingerPatternDetail>

8 Cross reference: Part-1 Section 14.2.7 Field 9.007 Fingerprint pattern classification (FPC)

9 This element is mandatory when the minutiae are derived from a fingerprint image. It shall
10 contain a single occurrence of child element for the source of the pattern code and one or more
11 occurrences of the child element for the fingerprint pattern classification code. If the minutiae are
12 derived from a palmprint, this element shall not be present. The element shall contain two
13 information items. The <itl:FingerPatternCodeSourceCode> shall indicate the source of the
14 specific pattern classification code. The source may be Table 217 or a user-defined classification
15 code. This element shall contain a "T" to indicate that the pattern classification code is from
16 Table 217 or a "U" to indicate that the code is user-defined. The <ansi-nist:FingerPatternCode>
17 shall contain the pattern classification code chosen from Table 217 or a specific user-defined
18 code. When it is not possible to uniquely identify the fingerprint class, reference fingerprint
19 classes may be used and shall be included as multiple occurrences of the <ansi-
20 nist:FingerPatternCode> element.

21

Table 217 Pattern classification

Description	Code
Plain arch	PA
Tented arch	TA
Radial loop	RL
Ulnar loop	UL
Plain whorl	PW
Central pocket loop	CP
Double loop	DL
Accidental whorl	AW
Whorl, type not designated	WN
Right slant loop	RS
Left slant loop	LS
Scar	SR
Amputation	XX
Unknown or unclassifiable	UN

22

23 <itl:MinutiaeFingerPatternDetail>

```
1         <itl:FingerPatternCodeSourceCode>T
2         </itl:FingerPatternCodeSourceCode>
3         <ansi-nist:FingerPatternCode>PW
4         </ansi-nist:FingerPatternCode>
5         <ansi-nist:FingerPatternCode>CP
6         </ansi-nist:FingerPatternCode>
7     </itl:MinutiaeFingerPatternDetail>
```

```
8 214.2.7.6 Element     <ansi-nist:MinutiaeFingerPositionCode>         or         <ansi-
9 nist:MinutiaePalmPositionCode
```

10 Cross reference: Part-1 Section 14.2.6 Field 9.006 Finger position (FGP)

11 This mandatory element shall contain the code designating the finger or palm position that
12 produced information in this Type-9 record. If the exact finger or palm position cannot be
13 determined, multiple finger positions may be entered as multiple occurrences of this element.
14 Table 212 and Table 235 list the codes that shall be used for each fingerprint or palmprint
15 position. Finger position codes shall be entered in the <ansi-nist:MinutiaeFingerPositionCode>
16 element. Palm position codes shall be entered in the <ansi-nist:MinutiaePalmPositionCode>.
17 Multiple occurrences of either element are allowable.

```
18     <ansi-nist:MinutiaeFingerPositionCode>5
19     </ansi-nist:MinutiaeFingerPositionCode>
20     <ansi-nist:MinutiaeFingerPositionCode>6
21     </ansi-nist:MinutiaeFingerPositionCode>
22 or
23     <ansi-nist:MinutiaePalmPositionCode>22
24     </ansi-nist:MinutiaePalmPositionCode>
25     <ansi-nist:MinutiaePalmPositionCode>24
26     </ansi-nist:MinutiaePalmPositionCode>
```

27 **214.3 End of Type-9 logical record**

28 The Type-9 logical record shall end with the XML tag </itl:PackageMinutiaeRecord>.

29 **214.4 Additional minutiae records**

30 Typically, up to nine more fingers may be described within the exchange package. Alternatively,
31 up to 7 more additional palm records may be described within the exchange package. For each
32 additional finger or palm, a Type-9 logical record is required.

33 **215 Type-10 facial & SMT image record**

34 Type-10 records shall contain facial and/or SMT image data and related ASCII information
35 pertaining to the specific image contained in this record. It shall be used to exchange both
36 grayscale and color image data in a compressed or uncompressed form. Annex F includes an
37 XML instance example of the Type-10 facial image record.

1 215.1 XML elements for the Type-10 logical record

2 Table 218 lists each of the mandatory and optional XML elements present in a Type-10 logical
3 record. The following paragraphs describe the data contained in each of the elements for the
4 Type-10 logical record.

5 Within a Type-10 logical record, entries shall be provided in XML elements. It is required that all
6 of the elements of the record are ordered, and the image data shall be converted to ASCII using
7 Base64 encoding. For each element of the Type-10 record, Table 218 lists the “condition code”
8 as being mandatory “M” or optional “O”, provides a cross-reference to the Part-1 field number and
9 mnemonic, the XML tag name, and occurrence limits. Elements containing entries in the “IMG”
10 column are only applicable to that image type. An entry of “FAC” applies to a mugshot or facial
11 image, and an entry of “SMT” applies to scar, a mark, or a tattoo image.

12 The Type-10 record shall be contained within this complex element:

13 **<itl:PackageImageRecord>**

14 [. . . Type 10 Record Content . . .]

15 **</itl:PackageImageRecord>**

16 In the subsections that follow, text in bold between opening and closing tags is informative and
17 only included for illustrative purposes, unless otherwise specifically stated (as it is for <ansi-
18 nist:RecordCategoryCode> for example).

19 **Table 218 Type-10 facial and SMT record layout**

Part 1 Ident	Cond code	Part 1 Field Number	Part 2 XML Element Name	IMG	Occur count	
					min	Max
LEN		10.001				0
	M		<ansi-nist:RecordCategoryCode>		1	1
IDC	M	10.002	<ansi-nist:ImageReferenceIdentification>		1	1
UDF	O	10.200 – 10.998	<itl:UserDefinedFields>		0	Unlim
	M		<itl:FacelImage>	FAC	1	1
	M		<ansi-nist:PhysicalFeatureImage>	SMT	1	1
DATA	M	10.999	<nc:BinaryBase64Object>		1	1
			<ansi-nist:ImageCaptureDetail>		1	1
PHD	M	10.005	<ansi-nist:CaptureDate>		1	1
SHPS	O	10.016	<ansi-nist:CaptureHorizontalPixelDensityValue>		0	1
SRC	M	10.004	<ansi-nist:CaptureOrganization>		1	1
SVPS	O	10.017	<ansi-nist:CaptureVerticalPixelDensityValue>		0	1

Part 1 Ident	Cond code	Part 1 Field Number	Part 2 XML Element Name	IMG	Occur count	
					min	Max
DMM	O	10.030	<ansi-nist:CaptureDeviceMonitoringModeCode>	FAC	0	1
CSP	M	10.012	<ansi-nist:ImageColorSpaceCode>		1	1
CGA	M	10.011	<ansi-nist:ImageCompressionAlgorithmText>		1	1
HLL	M	10.006	<ansi-nist:ImageHorizontalLineLengthPixelQuantity>		1	1
HPS	M	10.009	<ansi-nist:ImageHorizontalPixelDensityValue>		1	1
SQS	O	10.024	<ansi-nist:ImageQuality>	FAC	0	1
SLC	M	10.008	<ansi-nist:ImageScaleUnitsCode>		1	1
IMT	M	10.003	<ansi-nist:ImageCategoryCode>		1	1
VLL	M	10.007	<ansi-nist:ImageVerticalLineLengthPixelQuantity>		1	1
VPS	M	10.010	<ansi-nist:ImageVerticalPixelDensityValue>		1	1
SPA	O	10.025	<ansi-nist:FacelImage3DPoseAngle>	FAC	0	1
SAP	M	10.013	<ansi-nist:FacelImageAcquisitionProfileCode>	FAC	1	1
PXS	O	10.022	<ansi-nist:FacelImageAttribute>	FAC	0	Unlim
SXS	O	10.026	<ansi-nist:FacelImageDescriptionCode>	FAC	0	Unlim
SEC	O	10.027	<ansi-nist:FacelImageEyeColorAttributeCode>	FAC	0	1
SFP	O	10.029	<ansi-nist:FacelImageFeaturePoint>	FAC	0	Unlim
SHC	O	10.028	<ansi-nist:FacelImageHairColorAttributeCode>	FAC	0	2
POA	O	10.021	<ansi-nist:FacelImagePoseOffsetAngleMeasure>	FAC	0	1
POS	O	10.020	<ansi-nist:FacelImageSubjectPoseCode>	FAC	0	1
PAS	O	10.023	<itl:FacelImageAcquisitionSource>	FAC	0	1
	O		<ansi-nist:PhysicalFeatureDescriptionDetail>	SMT	0	Unlim
COL		10.043	<ansi-nist:PhysicalFeatureColorDetail>	SMT	0	1
SMD		10.042	<ansi-nist:PhysicalFeatureCategoryCode>	SMT	1	1
			<ansi-nist:PhysicalFeatureClassCode>	SMT	0	1
			<ansi-nist:PhysicalFeatureDescriptionText>	SMT	0	1
			<ansi-nist:PhysicalFeatureSubClassCode>	SMT	0	1
SMT	M	10.040	<ansi-nist:PhysicalFeatureNCICCode>	SMT	1	Unlim
SMS	O	10.041	<ansi-nist:PhysicalFeatureSize>	SMT	0	1

1

2 215.1.1 Record length

3 Cross reference: Part-1 Section 15.1.1 Field 10.001: Logical record length (LEN)

4 There is no corresponding Part 2 XML element.

5 215.1.2 Element <ansi-nist:RecordCategoryCode>

6 This mandatory Part-2 element has no corresponding field in Part-1. It is used to identify the
7 record type. For the Type-10 record, it shall contain a value of 10.

```
8     <ansi-nist:RecordCategoryCode>10</ansi-  
9 nist:RecordCategoryCode>
```

10 215.1.3 Element <ansi-nist:ImageReferenceIdentification>

11 Cross reference: Part-1 Section 15.1.2 Field 10.002: Image designation character (IDC)

12 This mandatory complex element shall be used to identify the facial or SMT image data contained
13 in the record. The content of this element shall match the <ansi-
14 nist:ImageReferenceIdentification> found in the <ansi-nist:TransactionContentSummary>
15 element of the Type-1 record.

16 Complex element <ansi-nist:ImageReferenceIdentification> shall contain the simple element
17 <nc:IdentificationID>, which shall contain the image reference identification datum.

```
18     <ansi-nist:ImageReferenceIdentification>  
19         <nc:IdentificationID>8</nc:IdentificationID>  
20     </ansi-nist:ImageReferenceIdentification>
```

21 215.1.4 Element <itl>UserDefinedFields>

22 Cross reference: Part-1 Section 15.1.35 Fields 10.200-998: User-defined fields (UDF)

23 These elements are user-definable. Their size and content shall be defined by the user and be in
24 accordance with the receiving agency. If present they shall contain well-formed XML and ASCII
25 content values.

26 Complex element <itl>UserDefinedFields> is abstract, and as such is unusable by itself.
27 Implementers should define, in an extension schema, a substitution element containing user-
28 defined child elements from the user's domain.

29 A substitution element should be defined in a user's extension schema similar to this:

```
30     <xsd:element name="UserDefinedFields"  
31         substitutionGroup="itl>UserDefinedFields"  
32         type="user-domain:UserDefinedFieldsType"/>  
33  
34     <xsd:complexType name="UserDefinedFieldsType">  
35         <xsd:complexContent>  
36             <xsd:extension base="s:ComplexObjectType">
```

```
1         <xsd:sequence>
2             <xsd:element ref="user-domain:OneField"/>
3             <xsd:element ref="user-domain:TwoField"/>
4         </xsd:sequence>
5     </xsd:extension>
6 </xsd:complexContent>
7 </xsd:complexType>
```

10 The element would then appear in an instance document like this:

```
11     <user-domain:UserDefinedFields>
12         <user-domain:OneField>Text</user-domain:OneField>
13         <user-domain:TwoField>Text</user-domain:TwoField>
14     </user-domain:UserDefinedFields>
```

15 215.1.5 Element <itl:FacelImage> or <ansi-nist:PhysicalFeatureImage>

16 This mandatory complex element can take one of two forms. If the Type-10 record contains the
17 image of a face, the <itl:FacelImage> complex element shall be used. If the record contains the
18 image of a SMT, the <itl:PhysicalFeatureImage> complex shall be used. All of the remaining
19 elements in the Type-10 record are nested within, as described in the subsections below.

```
20     <itl:FaceImage>
21         [... Face image elements ...]
22     </itl:FaceImage>
```

23 or

```
24     <ansi-nist:PhysicalFeatureImage>
25         [... SMT image elements ...]
26     </ansi-nist:PhysicalFeatureImage>
```

27 215.1.5.1 Element <nc:BinaryBase64Object>

28 Cross reference: Part-1 Section 15.1.36 Field 10.999: Image data (DATA)

29 This mandatory element shall contain all of the grayscale or color image data from a face, scar,
30 mark, tattoo, or other image. Binary image data shall be converted to ASCII using Base64
31 encoding.

32 Each pixel of uncompressed grayscale data shall be quantized to eight bits (256 gray levels) and
33 shall occupy a single byte. Uncompressed color image data shall be expressed as 24 or 48 bit
34 sRGB pixels. For the 24-bit sRGB, the first byte shall contain the eight bits for the red component
35 of the pixel, the second byte shall contain the eight bits for the green component of the pixel, and
36 the third byte shall contain the last eight bits for the blue component of the pixel. For the 48-bit
37 sRGB pixel, each color component will occupy two bytes. If compression is used, the pixel data
38 shall be compressed in accordance with the compression technique specified in the <ansi-

1 nist:ImageCompressionAlgorithmText> element. If the JPEG algorithm is to be used to compress
2 the data, the data to be placed in this element shall be encoded first using the JFIF format
3 specification then Base64 encoded.

```
4     <nc:BinaryBase64Object>base64 data  
5     </nc:BinaryBase64Object>
```

6 215.1.5.2 Element <ansi-nist:ImageCaptureDetail>

7 This mandatory complex element contains five child elements described in the subsections
8 below: <ansi-nist:CaptureDate>, <ansi-nist:CaptureHorizontalPixelDensityValue>, <ansi-
9 nist:CaptureOrganization>, <ansi-nist:CaptureVerticalPixelDensityValue>, and <ansi-
10 nist:CaptureDeviceMonitoringModeCode>.

```
11     <ansi-nist:ImageCaptureDetail>  
12         [... Image capture elements ...]  
13     </ansi-nist:ImageCaptureDetail>
```

14 215.1.5.2.1 Element <ansi-nist:CaptureDate>

15 Cross reference: Part-1 Section 15.1.5 Field 10.005: Photo date (PHD)

16 This mandatory element <ansi-nist:CaptureDate> shall contain the date that the image contained
17 in the record was captured. The date shall appear as eight digits, separated by dashes, in the
18 format YYYY-MM-DD. The YYYY characters shall represent the year the image was captured;
19 the MM characters shall be the tens and units values of the month; and the DD characters shall
20 be the tens and units values of the day in the month. For example, 2008-02-29 represents
21 February 29, 2008. The complete date must be a legitimate date.

22 Complex element <ansi-nist:CaptureDate> shall have the simple element <nc:Date>, which will
23 contain capture date data.

```
24     <ansi-nist:CaptureDate>  
25         <nc:Date>2008-02-29</nc:Date>  
26     </ansi-nist:CaptureDate>
```

27 215.1.5.2.2 Element <ansi-nist:CaptureHorizontalPixelDensityValue>

28 Cross reference: Part-1 Section 15.1.16 Field 10.016: Scanned horizontal pixel scale (SHPS)

29 This optional element shall specify the horizontal pixel density used for the scanning of the
30 original impression providing <ansi-nist:ImageScaleUnitsCode> contains a "1" or a "2".
31 Otherwise, it indicates the horizontal component of the pixel aspect ratio.

```
32     <ansi-nist:CaptureHorizontalPixelDensityValue>500  
33     </ansi-nist:CaptureHorizontalPixelDensityValue>
```

34

1 215.1.5.2.3Element <ansi-nist:CaptureOrganization>

2 Cross reference: Part-1 Section 15.1.4 Field 10.004: Source agency / ORI (SRC)

3 This mandatory complex element <ansi-nist:CaptureOrganization> shall contain in
4 <nc:IdentificationID> the identification of the administration or organization that originally captured
5 the facial or SMT image contained in the record, and may contain in <nc:OrganizationName> the
6 text name of the organization. Normally, the ORI of the agency that captured the image will be
7 contained in <nc:IdentificationID>. Both <nc:IdentificationID> and <nc:OrganizationName> may
8 contain up to 36 identifying characters each and the data content of this element shall be defined
9 by the user and be in accordance with the receiving agency.

10 Element <ansi-nist:CaptureOrganization> shall have two child elements: a mandatory
11 <nc:OrganizationIdentification> and an optional <nc:OrganizationName>. Complex element
12 <nc:OrganizationIdentification> shall have a single child element <nc:IdentificationID>, which will
13 contain the alphanumeric organizational ID datum. Element <nc:OrganizationName> shall
14 contain the datum for the text name of the organization.

```
15     <ansi-nist:CaptureOrganization>  
16         <nc:OrganizationIdentification>  
17             <nc:IdentificationID>WI013415Y</nc:Iden  
18                 tificationID>  
19         </nc:OrganizationIdentification>  
20         <nc:OrganizationName>Text</nc:OrganizationName>  
21     </ansi-nist:CaptureOrganization>
```

22

23 215.1.5.2.4Element <ansi-nist:CaptureVerticalPixelDensityValue>

24 Cross reference: Part-1 Section 15.1.17 Field 10.017: Scanned vertical pixel scale (SVPS)

25 This optional element shall specify the vertical pixel density used for the scanning of the original
26 impression providing <ansi-nist:ImageScaleUnitsCode> contains a "1" or a "2". Otherwise, it
27 indicates the vertical component of the pixel aspect ratio.

```
28     <ansi-nist:CaptureVerticalPixelDensityValue>500  
29     </ansi-  
30     nist:CaptureVerticalPixelDensityValue>
```

31 215.1.5.2.5Element <ansi-nist:CaptureDeviceMonitoringModeCode>

32 Cross reference: Part-1 Section 15.1.28 Field 10.030: Device monitoring mode (DMM)

33 This optional element provides information describing the level of human monitoring for the image
34 capture device. This element will contain an entry from Table 219 to indicate the monitoring
35 mode of the biometric sample capture device. (Table 219 is the same as Table 27 in Part 1.)

36

37

38

1

Table 219 Device monitoring modes

CONDITION	DESCRIPTION
CONTROLLED	Operator physically controls the subject to acquire biometric sample
ASSISTED	Person available to provide assistance to subject submitting the biometric
OBSERVED	Person present to observe operation of the device but provides no assistance
UNATTENDED	No one present to observe or provide assistance
UNKNOWN	No information is known

2

3 <ansi-nist:CaptureDeviceMonitoringModeCode>**ASSISTED**
4 </ansi-nist:CaptureDeviceMonitoringModeCode>

5 215.1.5.3 Element <ansi-nist:ImageColorSpaceCode>

6 Cross reference: Part-1 Section 15.1.12 Field 10.012: Color space (CSP)

7 This mandatory element shall contain an ASCII entry from Table 203 to identify the color space
8 used to exchange the image data. If the color space for an RGB image cannot be determined, an
9 entry of "RGB" shall be entered in this element.

10 For JPEG-compressed color image files (stored using the JFIF file format), the preferred
11 (external) color space is sRGB and an entry of "SRGB" shall be used for this element. For all
12 grayscale (monochrome) images, an entry of "GRAY" shall be used for this element.

13 For JPEG 2000 images stored using the JP2 file format, the available enumerated color spaces
14 are sRGB, sYCC, and grayscale, to be entered, respectively, as "SRGB", "SYCC", and "GRAY" in
15 this element. The preferred (external) color space for color images is sRGB. If a photo
16 acquisition device uses another ICC¹³ color profile, the acquisition system must convert the image
17 data to one of these enumerated color spaces before the JP2 file may be embedded in a Type 10
18 record.

19 For uncompressed color images containing non-interleaved red, green, and blue pixels in that
20 order, the preferred color space is sRGB and an entry of "SRGB" shall be used for this element.

21 The element <ansi-nist:ImageCompressionAlgorithmText> will need to be examined to determine
22 if the image data is JPEG, JPEG 2000, or an uncompressed color image.

23 <ansi-nist:ImageColorSpaceCode>**YCC**
24 </ansi-nist:ImageColorSpaceCode>

25 215.1.5.4 Element <ansi-nist:ImageCompressionAlgorithmText>

26 Cross reference: Part-1 Section 15.1.11 Field 10.011: Compression algorithm (CGA)

27 This mandatory element shall contain an ASCII entry from Table 201 (other than WSQ) to specify
28 the algorithm used for compressing the color or grayscale image. An entry of "NONE" indicates

¹³ International Color Consortium (ICC), <http://www.color.org/>

1 that the data contained in this record is uncompressed. The image shall be represented as an
2 array of n rows by m columns by at least 8-bit pixels. Each pixel in a monochrome image shall be
3 represented by eight or more bits. Color images shall be represented as a series of sequential
4 samples of a red, green, and blue intensity for each pixel. The image shall be organized in row-
5 major order, with the lowest address corresponding to the upper left corner of the image. For
6 those images that are to be compressed, the method for the compression of facial and SMT
7 images is specified by the baseline mode of the JPEG, JPEG 2000, or PNG algorithms.

```
8     <ansi-nist:ImageCompressionAlgorithmText>JPEGB  
9     </ansi-nist:ImageCompressionAlgorithmText>
```

10 215.1.5.5 Element <ansi-nist:ImageHorizontalLineLengthPixelQuantity>

11 Cross reference: Part-1 Section 15.1.6 Field 10.006: Horizontal line length (HLL)

12 This mandatory element shall contain the number of pixels contained on a single horizontal line of
13 the transmitted image.

```
14     <ansi-nist:ImageHorizontalLineLengthPixelQuantity>80  
15     </ansi-  
16     nist:ImageHorizontalLineLengthPixelQuantity>
```

17 215.1.5.6 Element <ansi-nist:ImageHorizontalPixelDensityValue>

18 Cross reference: Part-1 Section 15.1.9 Field 10.009: Horizontal pixel scale (HPS)

19 This mandatory element shall specify the integer pixel density used in the horizontal direction of
20 the transmitted image providing <ansi-nist:ImageScaleUnitsCode> contains a "1" or a "2".
21 Otherwise, it indicates the horizontal component of the pixel aspect ratio.

```
22     <ansi-nist:CaptureHorizontalPixelDensityValue>1200  
23     </ansi-nist:CaptureHorizontalPixelDensityValue>
```

24 215.1.5.7 Element <ansi-nist:ImageQuality>

25 Cross reference: Part-1 Section 15.1.22 Field 10.024: Subject quality score (SQS)

26 This optional element shall specify quality score data for facial images stored in this record.
27 There are three child elements. They identify a quality score and the algorithm used to create the
28 quality score. This information is useful to enable the recipient of the quality score to differentiate
29 between quality scores generated by different algorithms and adjust for any differences in
30 processing or analysis as necessary.

31 1. The child element <ansi-nist:QualityAlgorithmProductIdentification> shall specify a
32 numeric product code assigned by the vendor of the quality algorithm, which may be registered
33 with the IBIA, but it is not required to be registered. It indicates which of the vendor's algorithms
34 was used in the calculation of the quality score. This complex element contains a child element
35 <nc:IdentificationID> which contains the ASCII representation of the integer product code and
36 should be within the range 1 to 65,535.

37 2. The child element <ansi-nist:QualityValue> shall be a quantitative expression of the
38 predicted matching performance of the biometric sample. This element contains the ASCII
39 representation of the integer image quality score between 0 and 100 assigned to the image data
40 by a quality algorithm. Higher values indicate better quality. An entry of "255" shall indicate a

1 failed attempt to calculate a quality score. An entry of "254" shall indicate that no attempt to
2 calculate a quality score was made. The use of additional values to convey other information
3 should be harmonized with ISO/IEC 19794 standards.

4 3. The child element <ansi-nist:QualityMeasureVendorIdentification> shall specify the ID of
5 the vendor of the quality algorithm used to calculate the quality score. This 4-digit hex value is
6 assigned by IBIA and expressed as four ASCII characters. The IBIA shall maintain the Vendor
7 Registry of CBEFF Biometric Organizations that will map the value in this element to a registered
8 organization. This complex element contains a child element <nc:IdentificationID> which shall
9 contain the identification datum.

```
10     <ansi-nist:ImageQuality>
11         <ansi-nist:QualityAlgorithmProductIdentification>
12             <nc:IdentificationID>28488</nc:IdentificationID>
13         </ansi-nist:QualityAlgorithmProductIdentification>
14         <ansi-nist:QualityValue>100
15         </ansi-nist:QualityValue>
16         <ansi-nist:QualityMeasureVendorIdentification>
17             <nc:IdentificationID>FFF0</nc:IdentificationID>
18         </ansi-nist:QualityMeasureVendorIdentification>
19     </ansi-nist:ImageQuality>
```

23 215.1.5.8 Element <ansi-nist:ImageScaleUnitsCode>

24 Cross reference: Part-1 Section 15.1.8 Field 10.008: Scale units (SLC)

25 This mandatory element shall specify the units used to describe the image sampling frequency
26 (pixel density). A "1" in this element indicates pixels per inch, or a "2" indicates pixels per
27 centimeter. A "0" in this element indicates no scale is given. For this case, the quotient of
28 HPS/VPS gives the pixel aspect ratio.

```
29     <ansi-nist:ImageScaleUnitsCode>1</ansi-nist:ImageScaleUnitsCode>
```

31 215.1.5.9 Element <ansi-nist:ImageCategoryCode>

32 Cross reference: Part-1 Section 15.1.3 Field 10.003: Image type (IMT)

33 This mandatory element is used to indicate the type of image contained in this record. It shall
34 contain "FACE", "SCAR", "MARK", or "TATTOO" to indicate the appropriate image type.

```
35     <ansi-nist:ImageCategoryCode>FACE</ansi-nist:ImageCategoryCode>
```

37

1 215.1.5.10 Element <ansi-nist:ImageVerticalLineLengthPixelQuantity>

2 Cross reference: Part-1 Section 15.1.7 Field 10.007: Vertical line length (VLL)

3 This mandatory element shall contain the number of horizontal lines contained in the transmitted
4 image.

```
5 <ansi-nist:ImageVerticalLineLengthPixelQuantity>65  
6 </ansi-nist:ImageVerticalLineLengthPixelQuantity>
```

7 215.1.5.11 Element <ansi-nist:ImageVerticalPixelDensityValue>

8 Cross reference: Part-1 Section 15.1.10 Field 10.010: Vertical pixel scale (VPS)

9 This mandatory element shall specify the integer pixel density used in the vertical direction of the
10 transmitted image providing <ansi-nist:ImageScaleUnitsCode> contains a "1" or a "2".
11 Otherwise, it indicates the vertical component of the pixel aspect ratio.

```
12 <ansi-nist:ImageVerticalPixelDensityValue>1200  
13 </ansi-nist:ImageVerticalPixelDensityValue>
```

14 215.1.5.12 Element <ansi-nist:FacelImage3DPoseAngle>

15 Cross reference: Part-1 Section 15.1.23 Field 10.025: Subject pose angles (SPA)

16 This optional element shall be present when <ansi-nist:FacelImageSubjectPoseCode> (POS)
17 contains a "D" to indicate a set of determined 3D pose angles of the same subject. If the entry in
18 the POS element is an "F", "L", or "R", the contents of this element are ignored. When present,
19 this information shall be entered as three or six child elements. These hold the Pitch, Roll, and
20 Yaw angles, and optional uncertainty degrees. If the child elements for the uncertainty degrees
21 are not present, then the uncertainty in the angles is not determined.

22 The child element <ansi-nist:PosePitchAngleMeasure> contains the Pitch angle (rotation about
23 the 'x' horizontal axis). The optional child element <ansi-nist:PosePitchUncertaintyValue>
24 contains the uncertainty degree for the Pitch angle.

25 The child element <ansi-nist:PoseRollAngleMeasure> contains the Roll angle (rotation about the
26 'z' axis). The optional child element <ansi-nist:PoseRollUncertaintyValue> contains the
27 uncertainty degree for the Roll angle.

28 The child element <ansi-nist:PoseYawAngleMeasure> contains the Yaw angle (rotation about the
29 vertical 'y' axis). The optional child element <ansi-nist:PoseYawUncertaintyValue> contains the
30 uncertainty degree for the Yaw angle.

31 The first Pitch, Roll, and Yaw angles specify the pose of the subject estimated or measured at
32 constrained possible orientations within a sphere. Each angle value shall be to the nearest
33 integer degree.

34 If both this element and <ansi-nist:FacelImagePoseOffsetAngleMeasure> (POA) are present, the
35 Yaw angle present in this element shall supersede the offset angle contained in POA. Note that
36 the Yaw angle of this element has the opposite sign of the offset angle contained in POA. Annex
37 J contains, additional information, details, and examples of the subject pose angles.

38

39

40

41

```
1      <ansi-nist:FaceImage3DPoseAngle>
2          <ansi-nist:PosePitchAngleMeasure>45
3              </ansi-nist:PosePitchAngleMeasure>
4          <ansi-nist:PosePitchUncertaintyMeasure>35
5              </ansi-nist:PosePitchUncertaintyMeasure>
6          <ansi-nist:PoseRollAngleMeasure>0
7              </ansi-nist:PoseRollAngleMeasure>
8          <ansi-nist:PoseRollUncertaintyMeasure>90
9              </ansi-nist:PoseRollUncertaintyMeasure>
10         <ansi-nist:PoseYawAngleMeasure>0
11             </ansi-nist:PoseYawAngleMeasure>
12         <ansi-nist:PoseYawUncertaintyMeasure>0
13             </ansi-nist:PoseYawUncertaintyMeasure>
14     </ansi-nist:FaceImage3DPoseAngle>
```

15 215.1.5.13 Element <ansi-nist:FacelImageAcquisitionProfileCode>

16 Cross reference: Part-1 Section 15.1.13 Field 10.013: Subject acquisition profile (SAP)

17 The Subject Acquisition Profile (SAP) is a mandatory element when the element <ansi-
18 nist:ImageCategoryCode> (IMT) contains "FACE". The intent of this element is to provide a
19 general description of the criteria under which the facial image was captured. This element shall
20 contain an ASCII character code selected from Table 220 to indicate the numeric value of the
21 acquisition profile and conditions used to acquire the image. (Table 220 is the same as Table 18
22 in Part 1.) Typically, the higher the value, the stronger the acquisition requirements become.
23 Therefore, in the text below, the SAP value will also be denoted as a "level".

24 Together with Table 220 is a brief description of each of the levels. Note that levels 10 to 15
25 denote applications associated with image acquisition under the guidance of other facial
26 standards or application profiles. Levels 30 to 51 reference best practice recommendations
27 consisting of increasingly more stringent requirements that must be satisfied. Additional details
28 and criteria for these levels are contained in Annex H and Annex I.

29

30

31

32

33

34

35

36

37

1

Table 220 Subject acquisition profiles

Subject Acquisition Profile	Attribute Level Code
Unknown profile	0
Surveillance facial image	1
Driver's license image (AAMVA)	10
ANSI Full Frontal facial image (ANSI 385)	11
ANSI Token facial image (ANSI 385)	12
ISO Full Frontal facial image (ISO/IEC 19794-5)	13
ISO Token facial image (ISO/IEC 19794-5)	14
PIV facial image (NIST SP 800-76)	15
Legacy Mugshot	20
Best Practice Application - Level 30	30
Best Practice Application - Level 40	40
Best Practice Application - Level 50	50
Best Practice Application - Level 51	51

2

3 Level 0 (Unknown profile)

4 This level denotes any case when the Subject Acquisition Profile is unknown. This value can be
5 used to alert systems that the profile of the face image needs to be determined manually or via
6 advanced face image quality evaluation techniques.

7 Level 1 (Surveillance facial image)

8 This SAP denotes a surveillance facial image: a face image captured without specific regard to
9 scene, photographic, or digital requirements. For example, an image of a face from commonly
10 available surveillance video equipment is generally considered a surveillance facial image.
11 Typically surveillance facial images are of relatively poor quality compared to mugshots, including
12 significant pose angle used for the frontal view, poor image resolution, poor image contrast, etc.

13 Levels 10-15 (Other application profiles)

14 Levels 10-15 shall denote images associated with capture under the guidance of other facial
15 standards or application profiles as defined below.

16

- 17 • Level 10 denotes a driver license facial portrait described in the AAMVA International
18 Specification – DL/ID Card Design

19

- 20 • Level 11 denotes an ANSI facial image which meets requirements of the Full Frontal Image
21 type defined in ANSI INCITS 385-2004

22

- 1 • Level 12 denotes an ANSI facial image which meets requirements of the Token Face Image
2 type defined in ANSI INCITS 385-2004
3
4
- 5 • Level 13 denotes an ISO facial image that meets the requirements of the Full Frontal Image
6 defined in International standard ISO/IEC 19794-5
7
- 8 • Level 14 denotes an ISO facial image that meets the requirements of the Token Face Image
9 type defined in International standard ISO/IEC 19794-5
10
- 11 • Level 15 denotes a PIV facial image which meets requirements of Biometric Data
12 Specification for Personal Identity Verification.
13

14 Note that the facial images of Levels 13 and 14 may come from travel documents as described in
15 "Deployment of Machine Readable Travel Documents", ICAO Technical Report, version 2.0 .

16 Level 20 (Legacy facial mugshot)

17 An image conforming to this application profile level shall be a mugshot formatted according to
18 ANSI/NIST-ITL 2000, but not necessarily or known to be conforming to the best practice
19 requirements given in profile 30 below. The subject pose(s) can be Frontal, Profile, or Angled.

20 Best Practice Application Level 30

21 An image conforming to a level 30 application profile shall include at least one mugshot record
22 conforming to all best practice requirements (BPR) in Annex H. These mugshots shall adhere to
23 strict background, lighting, and resolution requirements. In particular, the background is 18%
24 gray, the lighting is three-point, and the image size is at least 480x600 pixels with an aspect ratio
25 of 1:1.25.

26 Best Practice Application Level 40

27 A facial image conforming to the level 40 application profile can be captured with an off-the-shelf
28 1 megapixel camera. Annex I contains detailed information for the capture of level 40, 50, and 51
29 facial images. Requirements for conformance with level 40 facial image capture include the
30 following:

- 31 • Conformance to the minimum requirements for the capture of level 30 facial images
- 32 • At least one frontal face image shall be captured which conforms to the "face image capture
33 requirements"
- 34 • The minimum number of pixels in the electronic digital image shall be 768 pixels in the
35 horizontal direction by 1024 pixels in the vertical direction and
- 36 • Facial images shall conform to the "head and shoulders" composition detailed requirements.
37

38 It should be noted that the image quality of the captured facial images will be improved as the
39 number of pixels in both directions are increased. However, as images are captured with an
40 increased number of pixels, the 3:4 (Width:Height) aspect ratio shall be maintained.

41 Best Practice Application Level 50 and Level 51

42 An image conforming to the level 50 and level 51 application profiles shall include "face image
43 capture requirements" as described in Annex I. These profile levels are intended to allow for
44 examination of up to forensic-level (10 ppm) detail on a subject's face. The only difference

1 between levels 50 and 51 is that level 50 specifies the “head and shoulders” composition
2 requirements while level 51 specifies the “head only” composition requirements.

3 Identification applications require approximately 1700 pixels wide by 2515 pixels high on the face
4 for the 99th percentile male in the U.S. population. Allocating 50% of the image width for the
5 head requires approximately 3400 pixels for a “head and shoulders photo” image width. For a
6 level 50 image capture profile, the minimum number of pixels in the electronic digital image shall
7 be 3300 pixels in the horizontal direction by 4400 pixels in the vertical direction. Off-the-shelf 15
8 (or more) megapixel digital cameras satisfy this requirement.

9 As an alternative, allocating 70% of the image width for the head requires approximately 2400
10 pixels for the “head only” facial capture. For a level 51 image capture profile, the minimum
11 number of pixels in the electronic digital image shall be 2400 pixels in the horizontal direction by
12 3200 pixels in the vertical direction. Off-the-shelf 8 megapixel digital cameras satisfy this
13 requirement.

14 The level 50 and level 51 SAPs allow for the encoding of very high resolution face images that
15 are consistent with the discussion above and with the “face image capture requirements”. It
16 should be noted that the image quality of the captured facial images may be improved as the
17 number of pixels in both directions are increased. Figure 4 illustrates the improvement in image
18 quality from levels 30 to 50/51. However, as images are captured with an increased number of
19 pixels, the 3:4 (Width:Height) aspect ratio shall be maintained.

```
20     <ansi-nist:FaceImageAcquisitionProfileCode>20  
21     </ansi-nist:FaceImageAcquisitionProfileCode>
```

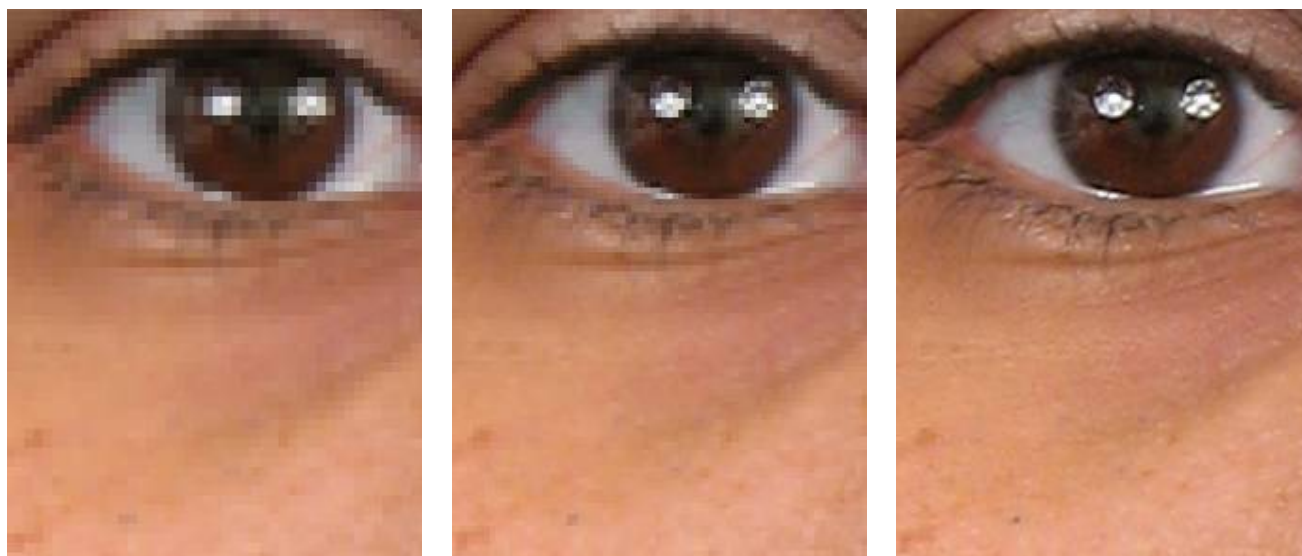
22 215.1.5.14 Element <ansi-nist:FacelImageAttribute>

23 Cross reference: Part-1 Section 15.1.20 Field 10.022: Photo description (PXS)

24 This optional element, retained for legacy systems, is used for the exchange of facial image data.
25 When present, it shall consist of one or more child elements and shall describe special attributes
26 of the captured facial image. Attributes associated with the facial image may be selected from
27 Table 221. (Table 221 is the same as Table 20 in Part 1.) The “attribute code” shall be entered
28 in the <ansi-nist:FacelImageAttributeCode> child element.

29 Physical characteristics, such as "FRECKLES" may be entered using a pair of child elements.
30 The “attribute code” "PHYSICAL" from Table 221 shall be entered in the <ansi-
31 nist:FacelImageAttributeCode> element. It shall be followed by a <ansi-
32 nist:FacelImageAttributeText> element containing the characteristic as listed in the Ninth (or
33 current) Edition of the NCIC Code Manual, December, 2000. The "OTHER" category is used to
34 enter unlisted or miscellaneous attributes of the facial image. This information shall be entered
35 using a pair of child elements. The first is "OTHER" in the <ansi-nist:FacelImageAttributeCode>
36 element followed by the unformatted text used to describe the attribute in the <ansi-
37 nist:FacelImageAttributeText> element.

38



a. Level 30

b. Level 40

c. Levels 50 and 51

1

Figure 4 Examples of resolution for levels 30, 40, & 50/51

2

3

Table 221 Photo descriptors

Facial image attribute	Attribute code
Subject Wearing Glasses	GLASSES
Subject Wearing Hat	HAT
Subject Wearing Scarf	SCARF
Physical Characteristics	PHYSICAL
Other Characteristics	OTHER

4

5 Multiple attributes with child code and text elements may be listed as repeating occurrences of
6 the parent <ansi-nist:FaceImageAttribute>.

7 Note: The Subject facial description (SXS) is intended as a replacement for PXS. Table 221
8 entries are now duplicated and expanded upon in Table 222.

9

```
10 <ansi-nist:FaceImageAttribute>
11     <ansi-nist:FaceImageAttributeCode>GLASSES
12     </ansi-nist:FaceImageAttributeCode>
13 </ansi-nist:FaceImageAttribute>
14 <ansi-nist:FaceImageAttribute>
15     <ansi-nist:FaceImageAttributeCode>OTHER
16     </ansi-nist:FaceImageAttributeCode>
```

```
1         <ansi-nist:FaceImageAttributeText>Text
2         </ansi-nist:FaceImageAttributeText>
3     </ansi-nist:FaceImageAttribute>
4     <ansi-nist:FaceImageAttribute>
5         <ansi-nist:FaceImageAttributeCode>PHYSICAL
6         </ansi-nist:FaceImageAttributeCode>
7         <ansi-nist:FaceImageAttributeText>ART EYE
8         </ansi-nist:FaceImageAttributeText>
9     </ansi-nist:FaceImageAttribute>
```

10 215.1.5.15 Element <ansi-nist:FacelImageDescriptionCode>

11 Cross reference: Part-1 Section 15.1.24 Field 10.026: Subject facial description (SXS)

12 This optional element shall be used for the exchange of facial image data. This element is
13 mandatory if the element <ansi-nist:FacelImageAcquisitionProfileCode> contains a SAP entry of
14 "40" or greater. When present, it shall describe the facial expression of the subject and other
15 attributes associated with the subject's captured facial image. This element may have multiple
16 occurrences, each containing a single information item. Attributes associated with the facial
17 image may be selected from Table 222 and entered in this element. (Table 222 is the same as
18 Table 22 in Part 1.) For "Physical Characteristic", enter a characteristic as listed in the Ninth(or
19 current) Edition of the NCIC Code Manual, December, 2000. For the "Other Characteristic" enter
20 unlisted or miscellaneous attributes as unformatted text used to describe the attribute. Multiple
21 attributes may be listed as separate occurrences of the <ansi-nist:FacelImageDescriptionCode>
22 element.

```
23     <ansi-nist:FaceImageDescriptionCode>MOUTH OPEN
24     </ansi-nist:FaceImageDescriptionCode>
25     <ansi-nist:FaceImageDescriptionCode>TEETH VISIBLE
26     </ansi-nist:FaceImageDescriptionCode>
```

27 215.1.5.16 Element <ansi-nist:FacelImageEyeColorAttributeCode>

28 Cross reference: Part-1 Section 15.1.25 Field 10.027: Subject eye color (SEC)

29 This optional element shall be used for the exchange of facial image data. This element is
30 mandatory if the element <ansi-nist:FacelImageAcquisitionProfileCode> contains a SAP entry of
31 "40" or greater. When present, it shall describe the eye color of the subject as seen in the
32 photograph. If unusual or unnatural such as may be the case when colored contact lenses are
33 present and the "real" eye color cannot be ascertained, then the color should be labeled as
34 "XXX". Eye color attributes and attribute codes are given by Table 223. (Table 223 is the same
35 as Table 23 in Part 1.)

36

37

38

39

40

1

Table 222 Subject facial description codes

Facial description attribute	Attribute code
Expression unspecified	UNKNOWN
Neutral (non-smiling) with both eyes open and mouth closed)	NEUTRAL
Smiling where the inside of the mouth and/or teeth is not exposed (closed jaw).	SMILE
Subject Having Mouth open	MOUTH OPEN
Having Teeth visible	TEETH VISIBLE
Raising eyebrows	RAISED BROWS
Frowning	FROWNING
Looking away from the camera	EYES AWAY
Squinting	SQUINTING
Subject Wearing Left Eye Patch	LEFT EYE PATCH
Subject Wearing Right Eye Patch	RIGHT EYE PATCH
Subject Wearing Clear Glasses	CLEAR GLASSES
Subject Wearing Dark or Visible Colored Glasses (medical)	DARK GLASSES
Head covering/hat	HAT
Wearing Scarf	SCARF
Having Moustache	MOUSTACHE
Having Beard	BEARD
Ear(s) obscured by hair	NO EAR
Blinking (either or both eyes closed)	BLINK
Having Distorting Medical Condition impacting Feature Point detection	DISTORTING CONDITION
Physical Characteristics	<From NCIC Code Manual>
Other Characteristics	<Unformatted Text>

2

3

4

5

Note: This element is intended to replace the photo description element <ansi-nist:FacelImageAttribute> (PXS) and to enhance the content with additional descriptive information. As such, photo descriptors found in Table 221 also appear in Table 222.

6

7

8

9

1
2**Table 223 Eye color codes**

Eye color attribute	Attribute code
Black	BLK
Blue	BLU
Brown	BRO
Gray	GRY
Green	GRN
Hazel	HAZ
Maroon	MAR
Multicolored	MUL
Pink	PNK
Unknown	XXX

3

4 <ansi-nist:FaceImageEyeColorAttributeCode>**BLU**
5 </ansi-nist:FaceImageEyeColorAttributeCode>

6 215.1.5.17 Element <ansi-nist:FacelImageFeaturePoint>

7 Cross reference: Part-1 Section 15.1.27 Field 10.029: Facial feature points (FFP)

8 The optional element shall be used for the exchange of facial image data. When present, it shall
9 describe special attributes of manually or automatically detected facial feature points of the
10 captured facial image. This information shall be entered as a four-information item feature point
11 block as described in Table 224. (Table 224 is the same as Table 25 in Part 1.)

12 The child element <ansi-nist:FeaturePointHorizontalCoordinateValue> contains the X coordinate
13 of the feature point.

14 The child element <ansi-nist:FeaturePointIdentification> contains feature point code. This
15 complex element contains a child element <nc:IdentificationID> that shall hold the code datum.

16 The child element <ansi-nist:FeaturePointCategoryCode> contains the feature point type.

17 The child element <ansi-nist:FeaturePointVerticalCoordinateValue> contains the Y coordinate of
18 the feature point.

19 Multiple facial points may be listed by repeated occurrences of the parent <ansi-
20 nist:FacelImageFeaturePoint> complex, each containing these four information items. The
21 maximum number of feature points shall be 88, with the use of 84 MPEG4 feature points and 4
22 additional eye and nostril center feature points.

23 Feature points shall be included in the Type-10 record if they have been accurately determined,
24 thereby providing the option that that these parameters do not have to be re-determined when the
25 image is processed for face recognition tasks.

1

Table 224 Subject feature points

Item	Size	Value	Notes
X coordinate	1-4 characters	Horizontal pixel count from upper left pixel.	Count starts at 0.
Feature Point Code	3-5 characters	A.B in ASCII text A and B are described in 0.	The maximum value of A is 12 and of B is 15.
Feature Point Type	1 character	1	Denotes a 2D Feature Point. All other values are reserved.
Y coordinate	1-4 characters	Vertical pixel count from upper left pixel.	Count starts at 0.

2

3 Typically a computer algorithm will either accurately determine the position of the feature point or
4 completely fail and provide either clearly erroneous or no landmark information. Therefore, a
5 method for accurate determination is the use of computer-automated feature point determination
6 followed by human verification and potential override of the computer determined feature points.

7 MPEG4 Feature points

8 The feature point code item shall specify the feature point that is stored in the feature point block.
9 The codes for the feature points are taken from the MPEG4 standard and defined as MPEG4
10 feature points. Each feature point code is represented by a notation A.B using a major (A) and a
11 minor (B) value. The encoding of the feature point code is given by the numeric ASCII
12 representation of the value of A.B. The period is required, and the maximum size of this entry
13 shall be 5 characters.

14 Figure 6 denotes the feature point codes associated with feature points as given by Annex C of
15 ISO/IEC 14496-2. Each code is given by major value A and minor value B. For example, the
16 code for the left corner of the left eye is given by major value 3 and minor value 7.

17 Eye and nostril centre Feature Points

18 The eye center feature points 12.1 (left) and 12.2 (right) are defined to be the horizontal and
19 vertical midpoints of the eye corners (3.7, 3.11) and (3.8, 3.12) respectively. The left nostril center
20 feature point 12.3 is defined to be the midpoint of the nose feature points (9.1, 9.15) in the
21 horizontal direction and (9.3, 9.15) in the vertical direction. Similarly, the right nostril center
22 feature point 12.4 is defined to be the midpoint of the nose feature points (9.2, 9.15) in the
23 horizontal direction and (9.3, 9.15) in the vertical direction. Both the eye center and nostril center
24 Feature points are shown in Figure 5 and values given in Table 225. (Table 225 is the same as
25 Table 26 in Part 1.)

26

27

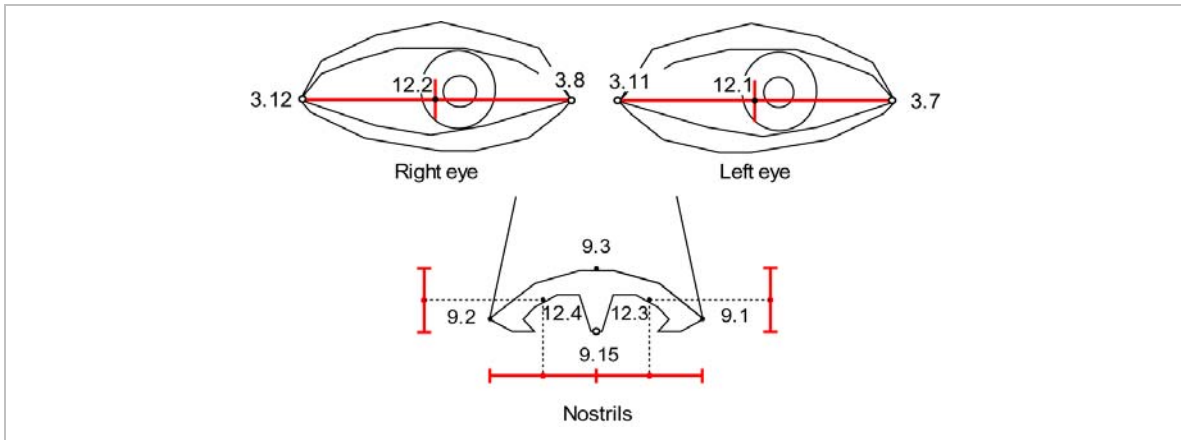


Figure 5 Eye and nostril center feature points

1
2
3

Table 225 Eye and nostril center feature point codes

Center Feature Point	Midpoint of Feature Points		Feature Point code
Left Eye	3.7, 3.11		12.1
Right Eye	3.8, 3.12		12.2
Left Nostril	Horizontal	Vertical	12.3
	9.1, 9.15	9.3,9.15	
Right Nostril	Horizontal	Vertical	12.4
	9.2, 9.15	9.3,9.15	

4
5
6
7
8
9
10
11
12
13
14
15
16
17
18

1 An example instance for representing two feature points of eye centers follows.

```
2
3     <ansi-nist:FaceImageFeaturePoint>
4         <ansi-
5             nist:FeaturePointHorizontalCoordinateValue>120
6             </ansi-
7                 nist:FeaturePointHorizontalCoordinateValue>
8         <ansi-nist:FeaturePointIdentification>
9             <nc:IdentificationID>12.2</nc:Identification
10            ID>
11         </ansi-nist:FeaturePointIdentification>
12         <ansi-nist:FeaturePointCategoryCode>1
13         </ansi-nist:FeaturePointCategoryCode>
14         <ansi-
15             nist:FeaturePointVerticalCoordinateValue>130
16             </ansi-
17                 nist:FeaturePointVerticalCoordinateValue>
18     </ansi-nist:FaceImageFeaturePoint>
19     <ansi-nist:FaceImageFeaturePoint>
20         <ansi-
21             nist:FeaturePointHorizontalCoordinateValue>240
22             </ansi-
23                 nist:FeaturePointHorizontalCoordinateValue>
24         <ansi-nist:FeaturePointIdentification>
25             <nc:IdentificationID>12.1</nc:Identification
26            ID>
27         </ansi-nist:FeaturePointIdentification>
28         <ansi-nist:FeaturePointCategoryCode>1
29         </ansi-nist:FeaturePointCategoryCode>
30         <ansi-
31             nist:FeaturePointVerticalCoordinateValue>129
32             </ansi-
33                 nist:FeaturePointVerticalCoordinateValue>
34     </ansi-nist:FaceImageFeaturePoint>
35
```

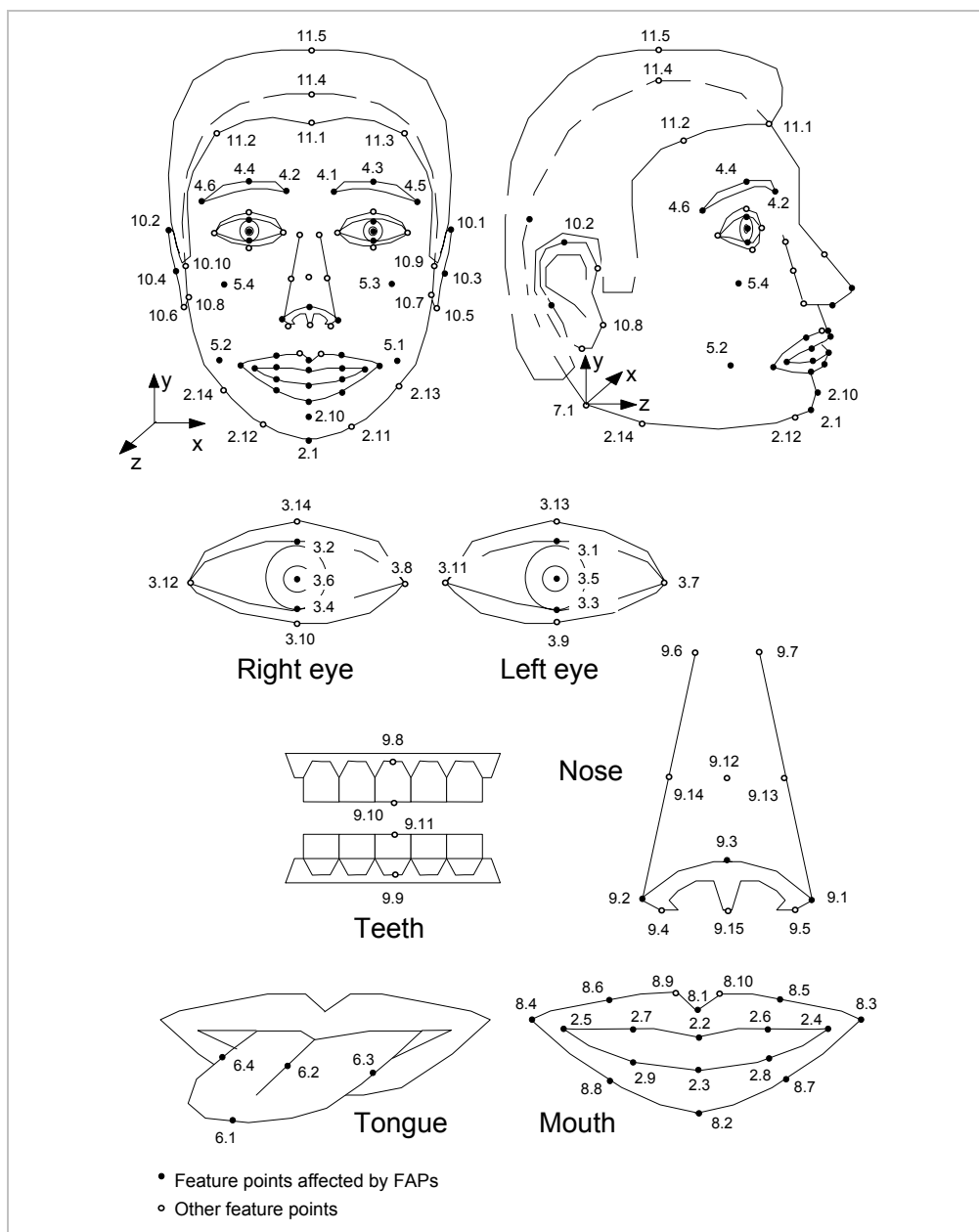


Figure 6 Feature point codes defined in ISO/IEC 14496-2

1

2

3 215.1.5.18 Element <ansi-nist:FacelImageHairColorAttributeCode>

4 Cross reference: Part-1 Section 15.1.26 Field 10.028: Subject hair color (SHC)

5 This optional element shall be used for the exchange of facial image data. This element is
 6 mandatory if the element <ansi-nist:FacelImageAcquisitionProfileCode> contains a SAP entry of
 7 "40" or greater. When present, it shall contain an entry form Table 226 that describes the hair
 8 color of the subject as seen in the photograph. (Table 226 is the same as Table 24 in Part 1.)

1 For unusual or unnatural colors not listed in the table, or the "real" color cannot be ascertained,
2 the hair color should be labeled as "XXX".

3 If the subject is completely bald, or has a completely shaved head, then the hair color shall be
4 labeled as "BAL". When the subject is predominantly bald, but hair color is discernable, then the
5 appropriate hair color attribute code shall follow "BAL" in a separate occurrence of this element.

6

Table 226 Hair color codes

Hair color attribute	Attribute code
Unspecified or unknown	XXX
Bald	BAL
Black	BLK
Blonde or Strawberry	BLN
Brown	BRO
Gray or Partially Gray	GRY
Red or Auburn	RED
Sandy	SDY
White	WHI
Blue	BLU
Green	GRN
Orange	ONG
Pink	PNK
Purple	PLE

7

```
8 <ansi-nist:FaceImageHairColorAttributeCode>BAL
9 </ansi-nist:FaceImageHairColorAttributeCode>
10 <ansi-nist:FaceImageHairColorAttributeCode>GRY
11 </ansi-nist:FaceImageHairColorAttributeCode>
```

12 215.1.5.19 Element <ansi-nist:FacelImagePoseOffsetAngleMeasure>

13 Cross reference: Part-1 Section 15.1.19 Field 10.021: Pose offset angle (POA)

14 This element shall only be used for the exchange of facial image data if <ansi-
15 nist:FacelImageSubjectPoseCode> (POS) contains an "A" to indicate an angled pose of the
16 subject. This element should be omitted for a full face or a profile. This element specifies the
17 pose position of the subject at any possible orientation within a circle. Its value shall be to a
18 nearest degree.

19 The offset angle shall be measured from the full-face pose position and have a range of values
20 from -180 degrees to +180 degrees. A positive angle is used to express the angular offset as the
21 subject rotates from a full-face pose to their right (approaching a left profile). A negative angle is
22 used to express the angular offset as the subject rotates from a full-face pose to their left

1 (approaching a right profile). If the entry in the POS element is an "F", "L", or "R", the contents of
2 this element are ignored.

```
3     <ansi-nist:FaceImagePoseOffsetAngleMeasure>45
4     </ansi-nist:FaceImagePoseOffsetAngleMeasure>
```

5 215.1.5.20 Element <ansi-nist:FacelImageSubjectPoseCode>

6 Cross reference: Part-1 Section 15.1.18 Field 10.020: Subject pose (POS)

7 This optional element is to be used for the exchange of facial image data. When included, this
8 element shall contain one ASCII character code selected from Table 227 to describe the pose of
9 the subject. (Table 227 is the same as Table 19 in Part 1.) For the angled pose entry "A",
10 element <ansi-nist:FaceImagePoseOffsetAngleMeasure> (POA) shall contain the offset angle
11 from the full face orientation. For the determined 3D pose entry "D", element <ansi-
12 nist:FacelImage3DPoseAngle> (SPA) shall contain a set of determined 3D pose angles (i.e., Yaw,
13 Pitch, and Roll angles) away from the full frontal face orientation. Note that the offset angle in
14 SPA is opposite from the yaw angle in POA as indicated by a minus sign.

15

Table 227 Subject pose

Pose description	Pose code
Full Face Frontal	F
Right Profile (90 degree)	R
Left Profile (90 degree)	L
Angled Pose	A
Determined 3D Pose	D

16

```
17     <ansi-nist:FaceImageSubjectPoseCode>F
18     </ansi-nist:FaceImageSubjectPoseCode>
```

19 215.1.5.21 Element <itl:FacelImageAcquisitionSource>

20 Cross reference: Part-1 Section 15.1.21 Field 10.023: Photo acquisition source (PAS)

21 This optional element shall specify the classification of the source of the image contained in this
22 record. This element is mandatory if the <ansi-nist:FacelImageAcquisitionProfileCode> (SAP)
23 entry is "40" or greater. When included, the child element <ansi-nist:CaptureSourceCode> shall
24 contain an ASCII attribute code selected from Table 228 to describe the source of captured
25 image data. (Table 228 is the same as Table 21 in Part 1.)

26

27

28

29

30

1

Table 228 Acquisition source type codes

Acquisition source type attribute	Attribute code
Unspecified or unknown	UNSPECIFIED
Static photograph from an unknown source	UNKNOWN PHOTO
Static photograph from a digital still-image camera	DIGITAL CAMERA
Static photograph from a scanner	SCANNER
Single video frame from an unknown source	UNKNOWN VIDEO
Single video frame from an analogue video camera	ANALOGUE VIDEO
Single video frame from a digital video camera	DIGITAL VIDEO
Vendor Specific source	VENDOR

2 The "VENDOR" category is used to enter unlisted or miscellaneous source attributes of the facial
3 image. This information shall be entered in two child elements. The child element <ansi-
4 nist:CaptureSourceCode> contains "VENDOR" followed by the child element
5 <itl:CaptureSourceDescriptionText> containing unformatted text used to describe the attribute.

```
6 <itl:FaceImageAcquisitionSource>
7 <ansi-nist:CaptureSourceCode>DIGITAL CAMERA
8 </ansi-nist:CaptureSourceCode>
9 </itl:FaceImageAcquisitionSource>
```

10 Another example:

```
11 <itl:FaceImageAcquisitionSource>
12 <ansi-nist:CaptureSourceCode>VENDOR
13 </ansi-nist:CaptureSourceCode>
14 <itl:CaptureSourceDescriptionText>Text
15 </itl:CaptureSourceDescriptionText>
16 </itl:FaceImageAcquisitionSource>
```

17 215.1.5.22 Element <ansi-nist:PhysicalFeatureDescriptionDetail>

18 Cross reference: Part-1 Section 15.1.32 Field 10.042: SMT descriptors (SMD)

19 This optional element is used to describe the content of the SMT image. Its child elements
20 provide progressively detailed information describing the total image or a portion of the image.

21 An SMT image consisting of several parts or sub-images shall use multiple occurrences of this
22 complex parent element to fully describe the various parts or features found in the total image.
23 The first occurrence shall describe the most predominant feature or sub-image contained in the
24 SMT image. Subsequent occurrences shall describe additional portions of the image that are not
25 part of the main or central focal point of the image. For example, a tattoo consisting of a man
26 with a snake on the arm being followed by a dog may contain three occurrences of <ansi-
27 nist:PhysicalFeatureDescriptionDetail> - one describing the man, a second describing the snake,
28 and a third describing the dog.

29 This complex element contains five child elements described in the subsections below: <ansi-
30 nist:PhysicalFeatureColorDetail>, <ansi-nist:PhysicalFeatureCategoryCode>, <ansi-

1 nist:PhysicalFeatureClassCode>, <ansi-nist:PhysicalFeatureDescriptionText>, and <ansi-
2 nist:PhysicalFeatureSubClassCode>.

```
3     <ansi-nist:PhysicalFeatureDescriptionDetail>
4         [... Tattoo or SMT image description elements ...]
5     </ansi-nist:PhysicalFeatureDescriptionDetail>
```

6 215.1.5.22.1 Element <ansi-nist:PhysicalFeatureColorDetail>

7 Cross reference: Part-1 Section 15.1.33 Field 10.0043: Color (COL)

8 This is an optional child element of <ansi-nist:PhysicalFeatureDescriptionDetail>. It shall contain
9 one or more information child elements that list the color(s) of the tattoo or part of the tattoo. The
10 child element <ansi-nist:PhysicalFeaturePrimaryColorCode> shall be the predominant color
11 chosen from Table 230. (Table 230 is the same as Table 30 in Part 1.) Additional colors shall be
12 entered as information items in one or more occurrences of the child element <ansi-
13 nist:PhysicalFeatureSecondaryColorCode>.

```
14
15
16     <ansi-nist:PhysicalFeatureColorDetail>
17         <ansi-nist:PhysicalFeaturePrimaryColorCode>YELLOW
18         </ansi-nist:PhysicalFeaturePrimaryColorCode>
19         <ansi-
20 nist:PhysicalFeatureSecondaryColorCode>WHITE
21         </ansi-
22 nist:PhysicalFeatureSecondaryColorCode>
23         <ansi-nist:PhysicalFeatureSecondaryColorCode>BLUE
24         </ansi-
25 nist:PhysicalFeatureSecondaryColorCode>
26     </ansi-nist:PhysicalFeatureColorDetail>
```

27
28
29
30
31
32
33
34
35
36
37
38
39
40
41
42
43

1

Table 229 Color codes

Color description	Color code
Black	BLACK
Brown	BROWN
Gray	GRAY
Blue	BLUE
Green	GREEN
Orange	ORANGE
Purple	PURPLE
Red	RED
Yellow	YELLOW
White	WHITE
Multi-colored	MULTI
Outlined	OUTLINE

2

3 215.1.5.22.2 Element <ansi-nist:PhysicalFeatureCategoryCode>

4 Cross reference: Part-1 Section 15.1.32 Field 10.042: SMT descriptors (SMD), the first subfield

5 This is a mandatory child element of the optional <ansi-nist:PhysicalFeatureDescriptionDetail>.
6 This child element shall identify the source of the image as being a scar, a mark, or a tattoo. It
7 shall contain "SCAR" to indicate healed scar tissue that was the result an accident or medical
8 procedure. An entry of "MARK" shall be used for the pattern resulting from needle or track marks.

9 For deliberately applied or drawn images, this element will contain "TATTOO" to indicate a
10 common tattoo or indelible image resulting from the pricking of the skin with a coloring matter;
11 "CHEMICAL" if the image was created by the use of chemicals to burn the image into the skin;
12 "BRANDED" if the image was burned into the skin using a branding iron or other form of heat; or
13 "CUT" if the image was caused by incision of the skin.

14

```
15 <ansi-nist:PhysicalFeatureCategoryCode>SCAR
16 </ansi-nist:PhysicalFeatureCategoryCode>
```

17

18 215.1.5.22.3 Element <ansi-nist:PhysicalFeatureClassCode>

19 Cross reference: Part-1 Section 15.1.32 Field 10.042: SMT descriptors (SMD), the second
20 subfield

21 This is a mandatory child element of the optional <ansi-nist:PhysicalFeatureDescriptionDetail>.
22 This element shall contain the general class code of tattoo chosen from Table 230. (Table 230 is
23 the same as Table 28 in Part 1.)

24

1

Table 230 Tattoo classes

Class description	Class code
Human Forms and Features	HUMAN
Animals and Animal Features	ANIMAL
Plants	PLANT
Flags	FLAG
Objects	OBJECT
Abstractions	ABSTRACT
Insignias & Symbols	SYMBOL
Other Images	OTHER

2

3 If the <ansi-nist:PhysicalFeatureCategoryCode> is "SCAR" or "MARK", this element shall contain
4 the value "OTHER".

5

```
6     <ansi-nist:PhysicalFeatureClassCode>ABSTRACT
7         </ansi-nist:PhysicalFeatureClassCode>
```

8

9 215.1.5.22.4 Element <ansi-nist:PhysicalFeatureDescriptionText>

10 Cross reference: Part-1 Section 15.1.32 Field 10.042: SMT descriptors (SMD), the text string
11 description subfield

12 This is an optional child element of the optional <ansi-nist:PhysicalFeatureDescriptionDetail>. It
13 shall contain an ASCII text string that provides additional qualifiers to describe the image or
14 portion of the image. For example, to fully describe a tattoo, there may be a class description of
15 "ANIMAL", with a subclass description of "DOG", and qualified by "golden retriever with an
16 overbite".

17 If the <ansi-nist:PhysicalFeatureCategoryCode> is "SCAR" or "MARK", this element shall contain
18 a textual description or other information concerning the scar or mark pattern.

19

```
20     <ansi-nist:PhysicalFeatureDescriptionText>Text
21         </ansi-nist:PhysicalFeatureDescriptionText>
```

22

23 215.1.5.22.5 Element <ansi-nist:PhysicalFeatureSubClassCode>

24 Cross reference: Part-1 Section 15.1.32 Field 10.042: SMT descriptors (SMD), the subclass
25 code subfield

26 This is a mandatory child element of the optional <ansi-nist:PhysicalFeatureDescriptionDetail>.
27 For each general class of tattoo, identified in the <ansi-nist:PhysicalFeatureClassCode> element,
28 there are several defined subclasses. This element shall contain the appropriate subclass code

1 selected from Table 231 a-h which lists the various subclasses of tattoos for each of the general
2 classes. (Table 231 a-h is the same as Table 29 a-h in Part 1.)

3 If the <ansi-nist:PhysicalFeatureCategoryCode> is "SCAR" or "MARK", this element shall contain
4 "MISC".

5
6 <ansi-nist:PhysicalFeatureSubClassCode>**DOG**
7 </ansi-nist:PhysicalFeatureSubClassCode>

8

9

Table 231 Tattoo subclasses10 **Table 231a Human tattoo subclasses**

Subclass	Subclass code
Male Face	MFACE
Female Face	FFACE
Abstract Face	ABFACE
Male Body	MBODY
Female Body	FBODY
Abstract Body	ABBODY
Roles (Knight, Witch, man, etc.)	ROLES
Sports Figures (Football Player, Skier, etc.)	SPORT
Male Body Parts	MBPART
Female Body Parts	FBPART
Abstract Body Parts	ABBPART
Skulls	SKULL
Miscellaneous Human Forms	MHUMAN

11

12 **Table 231b Animal tattoo subclasses**

Subclass	Subclass code
Cats & Cat Heads	CAT
Dogs & Dog Heads	DOG
Other Domestic Animals	DOMESTIC
Vicious Animals (Lions, etc.)	VICIOUS
Horses (Donkeys, Mules, etc.)	HORSE
Other Wild Animals	WILD
Snakes	SNAKE
Dragons	DRAGON
Birds (Cardinal, Hawk, etc.)	BIRD
Spiders, Bugs, and Insects	INSECT
Abstract Animals	ABSTRACT
Animal Parts	PARTS
Miscellaneous Animal Forms	MANIMAL

13

14

15

16

17

18

19

20

92

1 **Table 231c Plant tattoo subclasses**

Subclass	Subclass code
Narcotics	NARCOTICS
Red Flowers	REDFL
Blue Flowers	BLUEFL
Yellow Flowers	YELFL
Drawings of Flowers	DRAW
Rose	ROSE
Tulip	TULIP
Lily	LILY
Miscellaneous Plants, Flowers, Vegetables	MPLANT

2

3 **Table 231d Flags tattoo subclasses**

Subclass	Subclass code
American Flag	USA
State Flag	STATE
Nazi Flag	NAZI
Confederate Flag	CONFED
British Flag	BRIT
Miscellaneous Flags	MFLAG

4

5 **Table 231e Objects tattoo subclasses**

Subclass	Subclass code
Fire	FIRE
Weapons(Guns, Arrows, etc.)	WEAP
Airplanes	PLANE
Boats, Ships, & Other Vessels	VESSEL
Trains	TRAIN
Cars, Trucks, and Vehicles	VEHICLE
Mythical (Unicorns, etc.)	MYTH
Sporting Objects (Football, Ski, Hurdles, etc.)	SPORT
Water & Nature Scenes(Rivers, Sky, Trees, etc.)	NATURE
Miscellaneous Objects	MOBJECTS

6

7 **Table 231f Abstract tattoo subclasses**

Subclass	Subclass code
Figure(s)	FIGURE
Sleeve	SLEEVE
Bracelet	BRACE
Anklet	ANKLET
Necklace	NECKLC
Shirt	SHIRT
Body Band	BODBND
Head Band	HEDBND
Miscellaneous Abstract	MABSTRACT

8

1 **Table 231g Symbols tattoo subclasses**

Subclass	Subclass code
National Symbols	NATION
Political Symbols	POLITIC
Military Symbols	MILITARY
Fraternal Symbols	FRATERNAL
Professional Symbols	PROFESS
Gang Symbols	GANG
Miscellaneous Symbols	MSYMBOLS

2 **Table 231h Other tattoo subclasses**

Subclass	Subclass code
Wording (Mom, Dad, Mary, etc.)	WORDING
Freeform Drawings	FREEFRM
Miscellaneous Images	MISC

3

1 215.1.5.23 Element <ansi-nist:PhysicalFeatureNCICCode>

2 Cross reference: Part-1 Section 15.1.30 Field 10.040: NCIC designation code (SMT)

3 This element is mandatory for a Type-10 record containing SMT image data. It is used to identify
4 a general location of the captured scar, mark, tattoo, or other characteristic (including piercings)
5 in an image. The contents of this element will be an entry chosen from the December, 2000 ninth
6 (or current) edition of the NCIC Code Manual. The captured image can encompass an area
7 larger than that specified by a single NCIC body part code for the particular image type. This
8 situation can be accommodated by listing multiple NCIC codes in separate occurrences of this
9 element. In this case the primary code is listed first.

10 For the "marks" category, the NCIC manual lists the common locations for needle track marks.
11 For other body part locations not listed under the "marks" category, use the body location codes
12 listed for scars.

```
13 <ansi-nist:PhysicalFeatureNCICCode>TAT L TOE  
14 </ansi-nist:PhysicalFeatureNCICCode>  
15 <ansi-nist:PhysicalFeatureNCICCode>TAT FARM  
16 </ansi-nist:PhysicalFeatureNCICCode>
```

17 215.1.5.24 Element <ansi-nist:PhysicalFeatureSize>

18 Cross reference: Part-1 Section 15.1.31 Field 10.041: SMT size (SMS)

19 This optional element shall contain the dimensions of the scar, mark or tattoo. It shall consist of
20 two child elements. The height shall be contained in the child element <ansi-
21 nist:PhysicalFeatureHeightMeasure>, and the width shall be contained in the child element <ansi-
22 nist:PhysicalFeatureWidthMeasure>. Each dimension shall be entered to the nearest centimeter.

```
23 <ansi-nist:PhysicalFeatureSize>  
24 <ansi-nist:PhysicalFeatureHeightMeasure>112  
25 </ansi-nist:PhysicalFeatureHeightMeasure>  
26 <ansi-nist:PhysicalFeatureWidthMeasure>15  
27 </ansi-nist:PhysicalFeatureWidthMeasure>  
28 </ansi-nist:PhysicalFeatureSize>
```

29 **215.2 End of Type-10 logical record**

30 The Type-10 logical record shall end with the XML tag </itl:PackageImageRecord>.

31 **215.3 Additional facial & SMT image records**

32 Additional Type-10 records may be included in the file. For each additional facial or SMT image,
33 a complete Type-10 logical record is required.

1 **216 Type-11 record reserved for future use**

2 **217 Type-12 record reserved for future use**

3 **218 Type-13 variable-resolution latent image record**

4 The Type-13 logical record shall contain image data acquired from latent fingerprint or palmprint
5 images. These images are intended to be transmitted to agencies that will automatically extract
6 or provide human intervention and processing to extract the desired feature information from the
7 images. Information regarding the scanning resolution used, the image size, and other
8 parameters required to process the image, are recorded as XML elements within the record.

9 **218.1 XML elements for the Type-13 logical record**

10 The following paragraphs describe the data contained in each of the elements for the Type-13
11 logical record.

12 Within a Type-13 logical record, entries shall be provided in XML elements. For each element of
13 the Type-13 record, Table 232 lists the “condition code” as being mandatory “M” or optional “O”,
14 the XML tag name, and occurrence limits. Elements containing entries in the “IMG” column are
15 only applicable to that image type. An entry of “FIN” applies to a fingerprint image, and an entry
16 of “PAL” applies to a palmprint image.

17 The Type-13 record shall be contained within this complex element:

18 **<itl:PackageImageRecord>**

19 [. . . Type 13 Record Content . . .]

20 **</itl:PackageImageRecord>**

21 In the subsections that follow, text in bold between opening and closing tags is informative and
22 only included for illustrative purposes, unless otherwise specifically stated (as it is for <ansi-
23 nist:RecordCategoryCode> for example).

24 **218.1.1 Record length**

25 Cross reference: Part-1 Section 18.1.1 Field 13.001: Logical record length (LEN)

26 There is no corresponding Part 2 XML element.

27 **218.1.2 Element <ansi-nist:RecordCategoryCode>**

28 This mandatory Part-2 element has no corresponding field in Part-1. It is used to identify the
29 record type. For the Type-13 record, it shall contain a value of 13.

30 **<ansi-nist:RecordCategoryCode>13**
31 **</ansi-nist:RecordCategoryCode>**

1

Table 232 Type-13 Variable-resolution latent record

Part 1 Ident	Cond code	Part 1 Field Number	Part 2 XML Element Name	IMG	Occur count	
					min	Max
LEN		13.001				0
	M		<ansi-nist:RecordCategoryCode>		1	1
IDC	M	13.002	<ansi-nist:ImageReferenceIdentification>		1	1
UDF	O	13.200 – 13.998	<itl:UserDefinedFields>		--	--
	M		<itl:FingerprintImage>	FIN	1	1
	M		<itl:PalprintImage>	PAL	1	1
DATA	M	13.999	<nc:BinaryBase64Object>		1	1
BPX	M	13.012	<ansi-nist:ImageBitsPerPixelQuantity>		1	1
	M		<ansi-nist:ImageCaptureDetail>		1	1
LCD	M	13.005	<ansi-nist:CaptureDate>		1	1
SHPS	O	13.016	<ansi-nist:CaptureHorizontalPixelDensityValue>		0	1
SRC	M	13.004	<ansi-nist:CaptureOrganization>		1	1
SVPS	O	13.017	<ansi-nist:CaptureVerticalPixelDensityValue>		0	1
COM	O	13.020	<ansi-nist:ImageCommentText>		0	1
CGA	M	13.011	<ansi-nist:ImageCompressionAlgorithmText>		1	1
HLL	M	13.006	<ansi-nist:ImageHorizontalLineLengthPixelQuantity>		1	1
HPS	M	13.009	<ansi-nist:ImageHorizontalPixelDensityValue>		1	1
SLC	M	13.008	<ansi-nist:ImageScaleUnitsCode>		1	1
VLL	M	13.007	<ansi-nist:ImageVerticalLineLengthPixelQuantity>		1	1
VPS	M	13.010	<ansi-nist:ImageVerticalPixelDensityValue>		1	1
IMP	M	13.003	<ansi-nist:FingerprintImageImpressionCaptureCategoryCode>		1	1
FGP	M	13.013	<ansi-nist:FingerPositionCode>	FIN	1	6
FGP	M	13.013	<ansi-nist:PalpPositionCode>	PAL	1	6
	O		<ansi-nist:FingerprintImageMajorCasePrint>		0	1
SPD	O	13.014	<ansi-nist:FingerPositionCode>		0	9
SPD	O	13.014	<ansi-nist:MajorCasePrintCode>		0	9
PPC	O	13.015	<ansi-nist:MajorCasePrintSegmentOffset>		0	12
LQM	O	13.024	<itl:FingerprintImageQuality>	FIN	0	--
LQM	O	13.024	<itl:PalprintImageQuality>	PAL	0	--

1 **218.1.3 Element <ansi-nist:ImageReferenceIdentification>**

2 Cross reference: Part-1 Section 18.1.2 Field 13.002: Image designation character (IDC)

3 This mandatory complex element shall be used to identify the latent image data contained in the
4 record. The content of this element shall match the <ansi-nist:ImageReferenceIdentification>
5 found in the <ansi-nist:TransactionContentSummary> element of the Type-1 record.

6 Complex element <ansi-nist:ImageReferenceIdentification> shall contain the simple element
7 <nc:IdentificationID>, which shall contain the image reference identification datum.

```
8     <ansi-nist:ImageReferenceIdentification>
9         <nc:IdentificationID>6</nc:IdentificationID>
10    </ansi-nist:ImageReferenceIdentification>
```

11 **218.1.4 Element <itl>UserDefinedFields>**

12 Cross reference: Part-1 Section 18.1.23 Fields 13.200-998: User-defined fields (UDF)

13 These elements are user-definable. Their size and content shall be defined by the user and be in
14 accordance with the receiving agency. If present they shall contain well-formed XML and ASCII
15 content values.

16 Complex element <itl>UserDefinedFields> is abstract, and as such is unusable by itself.
17 Implementers should define, in an extension schema, a substitution element containing user-
18 defined child elements from the user's domain.

19 A substitution element should be defined in a user's extension schema similar to this:

```
20     <xsd:element name="UserDefinedFields"
21         substitutionGroup="itl>UserDefinedFields"
22         type="user-domain>UserDefinedFieldsType"/>
23
24     <xsd:complexType name="UserDefinedFieldsType">
25         <xsd:complexContent>
26             <xsd:extension base="s:ComplexObjectType">
27                 <xsd:sequence>
28                     <xsd:element ref="user-domain:OneField"/>
29                     <xsd:element ref="user-domain:TwoField"/>
30                 </xsd:sequence>
31             </xsd:extension>
32         </xsd:complexContent>
33     </xsd:complexType>
```

34 The element would then appear in an instance document like this:

```
35     <user-domain>UserDefinedFields>
36         <user-domain:OneField>Text</user-domain:OneField>
37         <user-domain:TwoField>Text</user-domain:TwoField>
38     </user-domain>UserDefinedFields>
```

1 **218.1.5 Element <itl:FingerprintImage> or <itl:Palmp rintImage>**

2 This mandatory complex element can take one of two forms. If the Type-13 record contains the
3 image of a latent fingerprint, the <itl:FingerprintImage> complex element shall be used. If the
4 record contains the image of a latent palmp rint, the <itl:Palmp rintImage> complex shall be used.
5 All of the remaining elements in the Type-13 record are nested within, as described in the
6 subsections below.

```
7     <itl:FingerprintImage>  
8         [... Image elements ...]  
9     </itl:FingerprintImage>
```

10 or

```
11     <itl:Palmp rintImage>  
12         [... Image elements ...]  
13     </itl:Palmp rintImage>
```

14 218.1.5.1 Element <nc:BinaryBase64Object>

15 Cross reference: Part-1 Section 18.1.24 Field 13.999: Image data (DATA)

16 This mandatory element shall contain all of the data from a captured latent image. The binary
17 image data shall be converted to ASCII characters using the Base64 encoding algorithm.

18 Each pixel of uncompressed grayscale data shall normally be quantized to eight bits (256 gray
19 levels) contained in a single byte. If the entry in <ansi-nist:ImageBitsPerPixelQuantity> is greater
20 than "8", the number of bytes required to represent a pixel will be different. If compression is
21 used, the pixel data shall be compressed in accordance with the compression technique specified
22 in <ansi-nist:ImageCompressionAlgorithmText>.

```
23     <nc:BinaryBase64Object>base64  
24     data</nc:BinaryBase64Object>
```

25 218.1.5.2 Element <ansi-nist:ImageBitsPerPixelQuantity>

26 Cross reference: Part-1 Section 18.1.12 Field 13.012: Bits per pixel (BPX)

27 This mandatory element shall contain the number of bits used to represent a pixel. This element
28 shall contain an entry of "8" for normal grayscale values of "0" to "255". Any entry in this element
29 greater than "8" shall represent a grayscale pixel with increased precision.

```
30     <ansi-nist:ImageBitsPerPixelQuantity>16  
31     </ansi-nist:ImageBitsPerPixelQuantity>
```

32 218.1.5.3 Element <ansi-nist:ImageCaptureDetail>

33 This mandatory complex element contains four child elements described in the subsections
34 below: <ansi-nist:CaptureDate>, <ansi-nist:CaptureHorizontalPixelDensityValue>, <ansi-
35 nist:CaptureOrganization>, and <ansi-nist:CaptureVerticalPixelDensityValue>.

```
1      <ansi-nist:ImageCaptureDetail>
2          [... Image capture elements ...]
3      </ansi-nist:ImageCaptureDetail>
```

4 218.1.5.3.1Element <ansi-nist:CaptureDate>

5 Cross reference: Part-1 Section 18.1.5 Field 13.005: Latent capture date (LCD)

6 This mandatory element <ansi-nist:CaptureDate> shall contain the date that the latent image
7 contained in the record was captured. The date shall appear as eight digits, separated by dashes,
8 in the format YYYY-MM-DD. The YYYY characters shall represent the year the image was
9 captured; the MM characters shall be the tens and units values of the month; and the DD
10 characters shall be the tens and units values of the day in the month. For example, 2008-02-29
11 represents February 29, 2008. The complete date must be a legitimate date.

12 Complex element <ansi-nist:CaptureDate> shall have the simple element <nc:Date>, which will
13 contain capture date data.

```
14      <ansi-nist:CaptureDate>
15          <nc:Date>2008-02-29</nc:Date>
16      </ansi-nist:CaptureDate>
```

17 218.1.5.3.2Element <ansi-nist:CaptureHorizontalPixelDensityValue>

18 Cross reference: Part-1 Section 18.1.16 Field 13.016: Scanned horizontal pixel scale (SHPS)

19 This optional element shall specify the horizontal pixel density used for the scanning of the
20 original impression providing <ansi-nist:ImageScaleUnitsCode> contains a "1" or a "2".
21 Otherwise, it indicates the horizontal component of the pixel aspect ratio.

```
22      <ansi-nist:CaptureHorizontalPixelDensityValue>500
23      </ansi-nist:CaptureHorizontalPixelDensityValue>
```

24 218.1.5.3.3Element <ansi-nist:CaptureOrganization>

25 Cross reference: Part-1 Section 18.1.4 Field 13.004: Source agency / ORI (SRC)

26 This mandatory complex element <ansi-nist:CaptureOrganization> shall contain in
27 <nc:IdentificationID> the identification of the administration or organization that originally captured
28 the latent image contained in the record, and may contain in <nc:OrganizationName> the text
29 name of the organization. Normally, the ORI of the agency that captured the image will be
30 contained in <nc:IdentificationID>. Both <nc:IdentificationID> and <nc:OrganizationName> may
31 contain up to 36 identifying characters each and the data content of this element shall be defined
32 by the user and be in accordance with the receiving agency.

33 Element <ansi-nist:CaptureOrganization> shall have two child elements: a mandatory
34 <nc:OrganizationIdentification> and an optional <nc:OrganizationName>. Complex element
35 <nc:OrganizationIdentification> shall have a single child element <nc:IdentificationID>, which will
36 contain the alphanumeric organizational ID datum. Element <nc:OrganizationName> shall
37 contain the datum for the text name of the organization.

38

```
1      <ansi-nist:CaptureOrganization>
2          <nc:OrganizationIdentification>
3              <nc:IdentificationID>WI013415Y</nc:Identific
4                  ationID>
5          </nc:OrganizationIdentification>
6          <nc:OrganizationName>Text</nc:OrganizationName>
7      </ansi-nist:CaptureOrganization>
```

8 218.1.5.3.4 Element <ansi-nist:CaptureVerticalPixelDensityValue>

9 Cross reference: Part-1 Section 18.1.17 Field 13.017: Scanned vertical pixel scale (SVPS)

10 This optional element shall specify the vertical pixel density used for the scanning of the original
11 impression providing <ansi-nist:ImageScaleUnitsCode> contains a "1" or a "2". Otherwise, it
12 indicates the vertical component of the pixel aspect ratio.

```
13          <ansi-nist:CaptureVerticalPixelDensityValue>500
14          </ansi-
15          nist:CaptureVerticalPixelDensityValue>
```

16 218.1.5.4 Element <ansi-nist:ImageCommentText>

17 Cross reference: Part-1 Section 18.1.19 Field 13.020: Comment (COM)

18 This optional element may be used to insert comments or other ASCII text information with the
19 latent image data.

```
20          <ansi-nist:ImageCommentText>Text</ansi-
21          nist:ImageCommentText>
```

22 218.1.5.5 Element <ansi-nist:ImageCompressionAlgorithmText>

23 Cross reference: Part-1 Section 18.1.11 Field 13.011: Compression algorithm (CGA)

24 This mandatory element shall specify the algorithm used to compress the transmitted grayscale
25 images. A value of "NONE" in this element indicates that the data contained in this record is
26 uncompressed. For those images that are to be losslessly compressed, this element shall contain
27 the text value from Table 201 to indicate the compression method used for the latent fingerprint
28 images. See Section 205.6.1 for additional information on the usage of JPEG 2000 for the
29 compression of fingerprint images. The domain registrar shall maintain a registry of acceptable
30 compression techniques and corresponding codes that may be used as they become available.
31 Falafel

```
32          <ansi-nist:ImageCompressionAlgorithmText>JPEGB
33          </ansi-nist:ImageCompressionAlgorithmText>
```

34 218.1.5.6 Element <ansi-nist:ImageHorizontalLineLengthPixelQuantity>

35 Cross reference: Part-1 Section 18.1.6 Field 13.006: Horizontal line length (HLL)

36 This mandatory element shall contain the number of pixels contained on a single horizontal line of
37 the transmitted image.

1

```
<ansi-nist:ImageHorizontalLineLengthPixelQuantity>80
```

```
</ansi-
```

```
nist:ImageHorizontalLineLengthPixelQuantity>
```

2
3
4
5 218.1.5.7 Element <ansi-nist:ImageHorizontalPixelDensityValue>

6 Cross reference: Part-1 Section 18.1.9 Field 13.009: Horizontal pixel scale (HPS)

7 This mandatory element shall specify the integer pixel density used in the horizontal direction of
8 the transmitted image providing <ansi-nist:ImageScaleUnitsCode> contains a "1" or a "2".
9 Otherwise, it indicates the horizontal component of the pixel aspect ratio.10

```
<ansi-nist:CaptureHorizontalPixelDensityValue>1200
```

11

```
</ansi-nist:CaptureHorizontalPixelDensityValue>
```

12 218.1.5.8 Element <ansi-nist:ImageScaleUnitsCode>

13 Cross reference: Part-1 Section 18.1.8 Field 13.008: Scale units (SLC)

14 This mandatory element shall specify the units used to describe the image sampling frequency
15 (pixel density). A "1" in this element indicates pixels per inch, or a "2" indicates pixels per
16 centimeter. A "0" in this element indicates no scale is given. For this case, the quotient of
17 HPS/VPS gives the pixel aspect ratio.18

```
<ansi-nist:ImageScaleUnitsCode>1</ansi-
```

19

```
nist:ImageScaleUnitsCode>
```

20 218.1.5.9 Element <ansi-nist:ImageVerticalLineLengthPixelQuantity>

21 Cross reference: Part-1 Section 18.1.7 Field 13.007: Vertical line length (VLL)

22 This mandatory element shall contain the number of horizontal lines contained in the transmitted
23 image.24

```
<ansi-nist:ImageVerticalLineLengthPixelQuantity>65
```

25

```
</ansi-nist:ImageVerticalLineLengthPixelQuantity>
```

26

27 218.1.5.10 Element <ansi-nist:ImageVerticalPixelDensityValue>

28 Cross reference: Part-1 Section 18.1.10 Field 13.010: Vertical pixel scale (VPS)

29 This mandatory element shall specify the integer pixel density used in the vertical direction of the
30 transmitted image providing <ansi-nist:ImageScaleUnitsCode> contains a "1" or a "2".
31 Otherwise, it indicates the vertical component of the pixel aspect ratio.32

```
<ansi-nist:ImageVerticalPixelDensityValue>1200
```

33

```
</ansi-nist:ImageVerticalPixelDensityValue>
```

34

35

1 218.1.5.11 Element <ansi-nist:FingerprintImageImpressionCaptureCategoryCode>

2 Cross reference: Part-1 Section 18.1.3 Field 13.003: Impression type (IMP)

3 This mandatory element shall indicate the manner by which the latent image information was
4 obtained. The appropriate latent code choice selected from Table 211 for finger or palm shall be
5 entered in this element.

```
6 <ansi-  
7 nist:FingerprintImageImpressionCaptureCategoryCode>4  
8 </ansi-  
9 nist:FingerprintImageImpressionCaptureCategoryCode>
```

10

11

12

13 218.1.5.12 Element <ansi-nist:FingerPositionCode> or <ansi-nist:PalmPositionCode>

14 Cross reference: Part-1 Section 18.1.13 Field 13.013: Finger / palm position (FGP)

15 This mandatory element shall contain one or more possible finger or palm positions that may
16 match the latent image. The required element (<ansi-nist:FingerPositionCode> or <ansi-
17 nist:PalmPositionCode>) depends upon the data in element <ansi-
18 nist:FingerprintImageImpressionCaptureCategoryCode> signifying a fingerprint or palmprint
19 impression type respectively. The decimal code number corresponding to the known or most
20 probable finger position shall be taken from Table 212 or the most probable palm position from
21 Table 235 and entered as a one- or two-character ASCII value. Additional finger and/or palm
22 positions may be referenced by entering multiple occurrences of the <ansi-
23 nist:FingerPositionCode> or <ansi-nist:PalmPositionCode> element. The code "0", for "Unknown
24 Finger", shall be used to reference every finger position from one through ten. The code "20", for
25 "Unknown Palm", shall be used to reference every listed palmprint position. Code "19" shall be
26 used to reference one or more parts of an EJI or tip.

27 If the element <itl:FingerprintImage> is used, then this child element shall be <ansi-
28 nist:FingerPositionCode>. If the element <itl:PalmprintImage> is used, then this child element
29 shall be <ansi-nist:PalmPositionCode>.

30 This element will contain the finger or palm position code datum. Multiple occurrences of the
31 element are allowable. The XML code shall be as follows:

```
32 <ansi-nist:FingerPositionCode>12</ansi-  
33 nist:FingerPositionCode>  
34 <ansi-nist:FingerPositionCode>11</ansi-  
35 nist:FingerPositionCode>
```

36 or

```
37 <ansi-nist:PalmPositionCode>27</ansi-  
38 nist:PalmPositionCode>  
39 <ansi-nist:PalmPositionCode>26</ansi-  
40 nist:PalmPositionCode>
```

1 218.1.5.13 Element <ansi-nist:FingerprintImageMajorCasePrint>

2 This complex element shall be present if and only if the value contained by <ansi-
3 nist:FingerPositionCode> is equal to "19". This parent element contains three child elements:
4 <ansi-nist:FingerPositionCode>, <ansi-nist:MajorCasePrintCode>, and <ansi-
5 nist:MajorCasePrintSegmentOffset>.

6 218.1.5.13.1 Element <ansi-nist:FingerPositionCode>

7 Cross reference: Part-1 Section 18.1.14 Field 13.014: Search Position Descriptors (SPD) – First
8 information item

9 This is a mandatory subelement of <ansi-nist:FingerprintImageMajorCasePrint>, which is used
10 when the value contained by <ansi-nist:FingerPositionCode> is equal to "19". It is used to
11 narrow the search of the latent image in this record against a database. This element is the
12 probable decimal finger position code (0-10) taken from Table 212. A "0" indicates that all the
13 fingers of a possible candidate should be searched.

```
14 <ansi-nist:FingerPositionCode>8  
15 </ansi-nist:FingerPositionCode>
```

16 218.1.5.13.2 Element <ansi-nist:MajorCasePrintCode>

17 Cross reference: Part-1 Section 18.1.14 Field 13.014: Search Position Descriptors (SPD) –
18 Second information item

19 This is a mandatory subelement of <ansi-nist:FingerprintImageMajorCasePrint>, which is used
20 when the value contained by <ansi-nist:FingerPositionCode> is equal to "19". It is used to
21 narrow the search of the latent image in this record against a database. This element is the code
22 taken from Table 233 to indicate the portion of the EJI or tip image in the database to search.
23 (Table 233 is the same as Table 32 in Part 1.) Latent images of full-length fingers use codes FV1
24 through FV4 as defined in Table 233. Figure 7 is an illustration of the Entire Joint Image for a
25 middle finger with each of the full finger views and constituent parts identified. The EJI code is
26 used for the case where all four finger images are to be considered. For the case where the
27 latent is to be compared to proximal, distal, or medial segments of a finger, this information item
28 will contain the appropriate finger segment character.

```
29 <ansi-nist:MajorCasePrintCode>EJI  
30 </ansi-nist:MajorCasePrintCode>
```

31
32
33
34
35
36
37
38

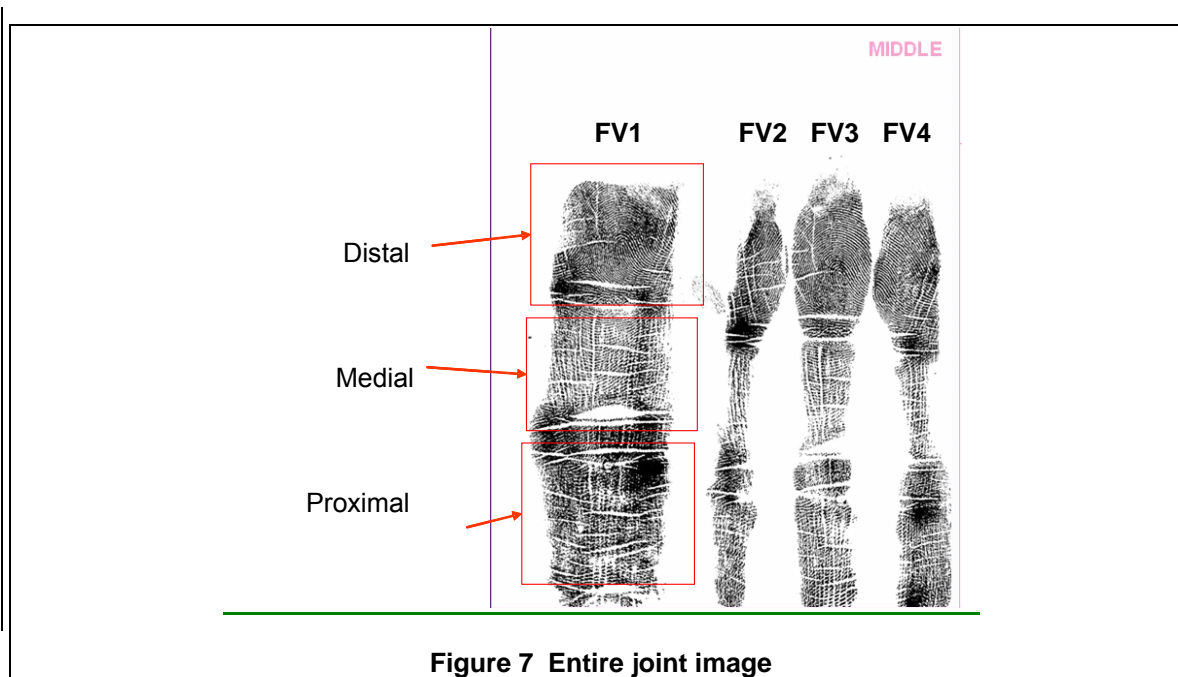
1

Table 233 EJI and tip codes

TYPE OF IMAGE	IMAGE CODE
<i>Entire Joint Image</i>	<i>EJI</i>
<i>Rolled Tip</i>	<i>TIP</i>
<i>Full Finger Rolled Image</i>	<i>FV1</i>
<i>Full Finger Plain Image – left side</i>	<i>FV2</i>
<i>Full Finger Plain Image – center</i>	<i>FV3</i>
<i>Full Finger Plain Image – right side</i>	<i>FV4</i>
<i>Proximal, Distal, or Medial Segments</i>	<i>PRX, DST, MED</i>

2

3 *NOTE: Elements FingerPositionCode and PalmPositionCode are included to make the standard*
 4 *flexible enough to accommodate many different scenarios and applications. These two elements*
 5 *facilitate searching of latents formatted within Type-13 records against Type-14 records contained*
 6 *in the various database files. The search of a database by a latent can be narrowed with the use*
 7 *of additional information such as finger position, finger segment, or full finger view. It is unlikely*
 8 *that an entire EJI will ever be left at the scene of a crime. But a latent can be searched against*
 9 *the EJIs in an image or features file based on a specific finger segment or full finger view. This*
 10 *can be accomplished for a portion of the latent described by the X and Y coordinates.*



11

12

13

14

15

1 218.1.5.13.3 Element <ansi-nist:MajorCasePrintSegmentOffset>

2 Cross reference: Part-1 Section 18.1.15 Field 13.015: Print Position Coordinates (PPC)

3 This is a mandatory subelement of <ansi-nist:FingerprintImageMajorCasePrint>, which is used
4 when the value contained by <ansi-nist:FingerPositionCode> is equal to "19".

5 This element contains offsets to the locations for the bounding box of the EJI, each of the full
6 finger views, or segments within the EJI. When used, this complex element shall consist of six
7 (6) mandatory information items to describe the type or portion of the latent image contained in
8 this record and its location within an entire joint image. The information item <ansi-
9 nist:SegmentFingerViewCode> is the number of the full finger view with values of "FV1" through
10 "FV4". Values of "FV1" to "FV4" specify the bounding coordinates for each full finger view. The
11 information item <ansi-nist:SegmentLocationCode> is used to identify the location of a segment
12 within a full finger view. It will contain the not applicable code "NA" if the image portion refers to a
13 full finger view or to the entire joint image locations. It shall contain "PRX", "DST", "MED" for a
14 proximal, distal, or medial segment. The next four information items are the horizontal and vertical
15 offsets relative to the origin positioned in the upper left corner of the image. The horizontal
16 offsets (X) are the pixel counts to the right, and the vertical offsets (Y) are the pixel counts down.
17 The location of the image portion is defined by the sequence of X coordinates (LEFT=<ansi-
18 nist:SegmentLeftHorizontalCoordinateValue>, RIGHT=<ansi-
19 nist:SegmentRightHorizontalCoordinateValue>) and the Y coordinates (TOP=<ansi-
20 nist:SegmentTopVerticalCoordinateValue>, BOTTOM=<ansi-
21 nist:SegmentBottomVerticalCoordinateValue>), of its bounding box. For the case of a fingertip,
22 <ansi-nist:SegmentFingerViewCode> shall be "TIP", and <ansi-nist:SegmentLocationCode> shall
23 be "NA". The collection of six subelements will describe either the location of the entire joint
24 image, one full finger view, or segment. Individual full finger or segment definitions may be
25 repeated as multiple occurrences of <ansi-nist:MajorCasePrintSegmentOffset>.

26 Element <ansi-nist:MajorCasePrintSegmentOffset> shall have six child elements: <ansi-
27 nist:SegmentBottomVerticalCoordinateValue>, <ansi-nist:SegmentLocationCode>, <ansi-
28 nist:SegmentFingerViewCode>, <ansi-nist:SegmentLeftHorizontalCoordinateValue>, <ansi-
29 nist:SegmentRightHorizontalCoordinateValue>, and <ansi-
30 nist:SegmentTopVerticalCoordinateValue>.

31 Part-1 cross reference information: Element <ansi-nist:SegmentBottomVerticalCoordinateValue>
32 shall correspond to the sixth information in field 13.015. Element <ansi-
33 nist:SegmentLocationCode> shall correspond to the second information item in field 13.015.
34 Element <ansi-nist:SegmentFingerViewCode> shall correspond to the first information item in
35 field 13.015. Element <ansi-nist:SegmentLeftHorizontalCoordinateValue> shall correspond to the
36 third information item in field 13.015. Element <ansi-
37 nist:SegmentRightHorizontalCoordinateValue> shall correspond to the fourth information item in
38 field 13.015. Element <ansi-nist:SegmentTopVerticalCoordinateValue> shall correspond to the
39 fifth information item in field 13.015.

40 At least one occurrence of this subelement <ansi-nist:MajorCasePrintSegmentOffset> is
41 mandatory. In practice, multiple occurrences may be used to describe the bounding boxes of
42 multiple finger segments, or multiple full finger views.

43

44

45

1 The XML code shall be as follows:

```
2     <ansi-nist:MajorCasePrintSegmentOffset>
3         <ansi-
4     nist:SegmentBottomVerticalCoordinateValue>85
5         </ansi-
6     nist:SegmentBottomVerticalCoordinateValue>
7         <ansi-nist:SegmentLocationCode>DST
8         </ansi-nist:SegmentLocationCode>
9         <ansi-nist:SegmentFingerViewCode>FV1
10        </ansi-nist:SegmentFingerViewCode>
11        <ansi-
12    nist:SegmentLeftHorizontalCoordinateValue>115
13        </ansi-
14    nist:SegmentLeftHorizontalCoordinateValue>
15        <ansi-
16    nist:SegmentRightHorizontalCoordinateValue>188
17        </ansi-
18    nist:SegmentRightHorizontalCoordinateValue>
19        <ansi-nist:SegmentTopVerticalCoordinateValue>55
20        </ansi-
21    nist:SegmentTopVerticalCoordinateValue>
22    </ansi-nist:MajorCasePrintSegmentOffset>
```

23 218.1.5.14 Element <itl:FingerprintImageQuality> or <itl:PalmpointImageQuality>

24 Cross reference: Part-1 Section 18.1.21 Field 13.024: Latent quality metric (LQM)

25 This optional complex element <itl:FingerprintImageQuality> or <itl:PalmpointImageQuality> is
26 used to specify one or more different metrics of latent image quality score data for the image
27 stored in this record. The meaning attributed to this metric must be defined and interpreted by
28 the producer of the scoring algorithm or by the person or system used to assign the metric to the
29 latent image. The metric may be a predictor of AFIS matcher accuracy performance or a different
30 metric to indicate a value associated with the quality of the latent image for a particular function.

31 If the <itl:FingerprintImage> complex element is used, then the optional complex element
32 <itl:FingerprintImageQuality> should be used. It shall have four child elements: <ansi-
33 nist:FingerPositionCode>, <ansi-nist:QualityAlgorithmProductIdentification>, <ansi-
34 nist:QualityAlgorithmVendorIdentification>, and <ansi-nist:QualityValue>.

35 If the <itl:PalmpointImage> complex element is used, then the optional complex element
36 <itl:PalmpointImageQuality> should be used. It shall have four child elements: <ansi-
37 nist:PalmPositionCode>, <ansi-nist:QualityAlgorithmProductIdentification>, <ansi-
38 nist:QualityAlgorithmVendorIdentification>, and <ansi-nist:QualityValue>.

39 The first information item is a finger or palm position code. In <itl:FingerprintImageQuality>, the
40 information item <ansi-nist:FingerPositionCode> shall contain a code chosen from Table 212. In
41 <itl:PalmpointImageQuality>, the information item <ansi-nist:PalmPositionCode> shall contain a
42 code chosen from Table 235. (This corresponds to the first information item in 13.024.)

1 The other three items identify a quality score and the algorithm used to create the quality score.
 2 This information is useful to enable the recipient of the quality score to differentiate between
 3 quality scores generated by different algorithms and adjust for any differences in processing or
 4 analysis as necessary.

- 5 • The information item `<ansi-nist:QualityAlgorithmProductIdentification>` and its child
 6 `<nc:IdentificationID>` shall specify a numeric product code assigned by the vendor of the
 7 quality algorithm, which may be registered with the IBIA, but registration is not required. It
 8 indicates which of the vendor's algorithms was used in the calculation of the quality
 9 score. This element contains the ASCII representation of the integer product code and
 10 should be within the range 1 to 65535. Element `<ansi-`
 11 `nist:QualityAlgorithmProductIdentification>` shall have a child element
 12 `<nc:IdentificationID>`, which will contain the numeric product code datum. (This
 13 corresponds to the fourth information item in 13.024.)
- 14 • The information item `<ansi-nist:QualityAlgorithmVendorIdentification>` and its child
 15 `<nc:IdentificationID>` shall specify the ID of the vendor of the quality algorithm used to
 16 calculate the quality score. This 4-digit hex value is assigned by IBIA and expressed as
 17 four ASCII characters. The IBIA shall maintain the Vendor Registry of CBEFF Biometric
 18 Organizations that will map the value in this element to a registered organization.
 19 Element `<ansi-nist:QualityAlgorithmVendorIdentification>` shall have a child element
 20 `<nc:IdentificationID>`, which will contain the vendor ID datum. (This corresponds to the
 21 third information item in 13.024.)
- 22 • The information item `<ansi-nist:QualityValue>` shall be a quantitative expression of the
 23 predicted matching performance of the biometric sample. This item contains the ASCII
 24 representation of the integer image quality score between 0 and 100 assigned to the
 25 image data by a quality algorithm. Higher values indicate better quality. An entry of
 26 "255" shall indicate a failed attempt to calculate a quality score. An entry of "254" shall
 27 indicate that no attempt to calculate a quality score was made. The use of additional
 28 values to convey other information should be harmonized with ISO/IEC 19794 standards.
 29 (This corresponds to the second information item in 13.024.)

30 The complex element `<itl:FingerprintImageQuality>` or `<itl:PalmprintImageQuality>` may be
 31 repeated for each quality algorithm used.

```

32   <itl:FingerprintImageQuality>
33       <ansi-nist:FingerPositionCode>4
34           </ansi-nist:FingerPositionCode>
35       <ansi-
36 nist:QualityAlgorithmProductIdentification>
37
38       <nc:IdentificationID>28495</nc:IdentificationID>
39           </ansi-
40 nist:QualityAlgorithmProductIdentification>
41       <ansi-
42 nist:QualityAlgorithmVendorIdentification>
43
44       <nc:IdentificationID>FFF0</nc:IdentificationID>
45           </ansi-
46 nist:QualityAlgorithmVendorIdentification>
```

```

1         <ansi-nist:QualityValue>100</ansi-
2     nist:QualityValue>
3     </itl:FingerprintImageQuality>
4 or
5     <itl:PalmpointImageQuality>
6         <ansi-nist:PalmpointPositionCode>29
7             </ansi-nist:PalmpointPositionCode>
8         <ansi-
9     nist:QualityAlgorithmProductIdentification>
10
11         <nc:IdentificationID>28495</nc:IdentificationID>
12         </ansi-
13     nist:QualityAlgorithmProductIdentification>
14         <ansi-
15     nist:QualityAlgorithmVendorIdentification>
16
17         <nc:IdentificationID>FFF0</nc:IdentificationID>
18         </ansi-
19     nist:QualityAlgorithmVendorIdentification>
20         <ansi-nist:QualityValue>100</ansi-
21     nist:QualityValue>
22 </itl:PalmpointImageQuality>

```

23 **218.2 Additional variable-resolution latent image records**

24 Additional Type-13 records may be included in the file. For each additional latent image, a
 25 complete Type-13 logical record is required.

26 **219 Type-14 variable-resolution fingerprint image record**

27 The Type-14 logical record shall contain and be used to exchange fingerprint image data from a
 28 rolled tenprint, an identification flat, or a major case print (also referred to as a complete friction
 29 ridge exemplar). All fingerprint impressions shall be acquired from a tenprint card, a major case
 30 print card, or from a live-scan device. Captured images are intended to be transmitted to
 31 agencies that will automatically extract the desired feature information from the images for
 32 matching purposes. Textual information regarding the scanning resolution, the image size and
 33 other parameters or comments required to process the image are recorded as XML elements
 34 within the record.

35 The Type-14 record is also used to exchange identification flats (simultaneous plain impressions
 36 captured on a platen) for civil background checks. Rolled images are generally not used for this
 37 application. Three Type-14 image records are used to contain the flat fingerprint impressions.
 38 Two of the image records contain the left and right simultaneous four fingers, and the third
 39 contains the two thumbs. Offsets to the locations of image segments containing the individual
 40 fingers are included with the image records. Additional fields are defined to contain the NIST
 41 Fingerprint Image Quality (NFIQ) metric, alternate image quality metrics, and metrics for
 42 predicting the correctness of the segmentation.

1 219.1 XML elements for the Type-14 logical record

2 The following paragraphs describe the data contained in each of the elements for the Type-14
3 logical record.

4 Within a Type-14 logical record, entries shall be provided in XML elements. For each element of
5 the Type-14 record, Table 234 lists the “condition code” as being mandatory “M” or optional “O”,
6 the XML tag name, and occurrence limits.

7 The Type-14 record shall be contained within this complex element:

8 **<itl:PackageImageRecord>**

9 [. . . Type 14 Record Content . . .]

10 **</itl:PackageImageRecord>**

11 In the subsections that follow, text in bold between opening and closing tags is informative and
12 only included for illustrative purposes, unless otherwise specifically stated (as it is for <ansi-
13 nist:RecordCategoryCode> for example).

14

15 **Table 234 Type-14 Variable-resolution fingerprint record**

Part 1 Ident	Cond code	Part 1 Field Number	Part 2 XML Element Name	Occur count	
				min	Max
LEN		14.001			0
	M		<ansi-nist:RecordCategoryCode>	1	1
IDC	M	14.002	<ansi-nist:ImageReferenceIdentification>	1	1
UDF	O	14.200 – 14.998	<itl:UserDefinedFields>	--	--
	M		<itl:FingerprintImage>	1	1
DATA	M	14.999	<nc:BinaryBase64Object>	1	1
BPX	M	14.012	<ansi-nist:ImageBitsPerPixelQuantity>	1	1
			<ansi-nist:ImageCaptureDetail>	1	1
FCD	M	14.005	<ansi-nist:CaptureDate>	1	1
SHPS	O	14.016	<ansi-nist:CaptureHorizontalPixelDensityValue>	0	1
SRC	M	14.004	<ansi-nist:CaptureOrganization>	1	1
SVPS	O	14.017	<ansi-nist:CaptureVerticalPixelDensityValue>	0	1
DMM	O	14.030	<ansi-nist:CaptureDeviceMonitoringModeCode>	0	1
COM	O	14.020	<ansi-nist:ImageCommentText>	0	1

Part 1 Ident	Cond code	Part 1 Field Number	Part 2 XML Element Name	Occur count	
				min	Max
CGA	M	14.011	<ansi-nist:ImageCompressionAlgorithmText>	1	1
HLL	M	14.006	<ansi-nist:ImageHorizontalLineLengthPixelQuantity>	1	1
HPS	M	14.009	<ansi-nist:ImageHorizontalPixelDensityValue>	1	1
SLC	M	14.008	<ansi-nist:ImageScaleUnitsCode>	1	1
VLL	M	14.007	<ansi-nist:ImageVerticalLineLengthPixelQuantity>	1	1
VPS	M	14.010	<ansi-nist:ImageVerticalPixelDensityValue>	1	1
IMP	M	14.003	<ansi-nist:FingerprintImageImpressionCaptureCategoryCode>	1	1
FGP	M	14.013	<ansi-nist:FingerPositionCode>	1	6
	O		<ansi-nist:FingerprintImageMajorCasePrint>	0	1
PPD	O	14.014	<ansi-nist:FingerPositionCode>	0	1
PPD	O	14.014	<ansi-nist:MajorCasePrintCode>	0	1
PPC	O	14.015	<ansi-nist:MajorCasePrintSegmentOffset>	0	12
AMP	O	14.018	<itl:FingerprintImageFingerMissing>	0	4
SEG	O	14.021	<itl:FingerprintImageSegmentPositionSquare>	0	--
NQM	O	14.022	<ansi-nist:FingerprintImageNISTQuality>	0	4
SQM	O	14.023	<ansi-nist:FingerprintImageSegmentationQuality>	0	--
FQM	O	14.024	<itl:FingerprintImageQuality>	0	--
ASEG	O	14.025	<itl:FingerprintImageSegmentPositionPolygon>	0	4

1

2 **219.1.1 Record length**

3 Cross reference: Part-1 Section 19.1.1 Field 14.001: Logical record length (LEN)

4 There is no corresponding Part 2 XML element.

5 **219.1.2 Element <ansi-nist:RecordCategoryCode>**6 This mandatory Part-2 element has no corresponding field in Part-1. It is used to identify the
7 record type. For the Type-14 record, it shall contain a value of 14.8 `<ansi-nist:RecordCategoryCode>14</ansi-`
9 `nist:RecordCategoryCode>`

10

1 **219.1.3 Element <ansi-nist:ImageReferenceIdentification>**

2 Cross reference: Part-1 Section 19.1.2 Field 14.002: Image designation character (IDC)

3 This mandatory complex element shall be used to identify the fingerprint image data contained in
4 the record. The content of this element shall match the <ansi-nist:ImageReferenceIdentification>
5 found in the <ansi-nist:TransactionContentSummary> element of the Type-1 record.

6 Complex element <ansi-nist:ImageReferenceIdentification> shall contain the simple element
7 <nc:IdentificationID>, which shall contain the image reference identification datum.

```
8     <ansi-nist:ImageReferenceIdentification>  
9         <nc:IdentificationID>10</nc:IdentificationID>  
10    </ansi-nist:ImageReferenceIdentification>
```

11 **219.1.4 Element <itl>UserDefinedFields>**

12 Cross reference: Part-1 Section 19.1.29 Fields 14.200-998: User-defined fields (UDF)

13 These elements are user-definable. Their size and content shall be defined by the user and be in
14 accordance with the receiving agency. If present they shall contain well-formed XML and ASCII
15 content values.

16 Complex element <itl>UserDefinedFields> is abstract, and as such is unusable by itself.
17 Implementers should define, in an extension schema, a substitution element containing user-
18 defined child elements from the user's domain.

19 A substitution element should be defined in a user's extension schema similar to this:

```
20     <xsd:element name="UserDefinedFields"  
21         substitutionGroup="itl>UserDefinedFields"  
22         type="user-domain>UserDefinedFieldsType"/>  
23  
24     <xsd:complexType name="UserDefinedFieldsType">  
25         <xsd:complexContent>  
26             <xsd:extension base="s:ComplexObjectType">  
27                 <xsd:sequence>  
28                     <xsd:element ref="user-domain:OneField"/>  
29                     <xsd:element ref="user-domain:TwoField"/>  
30                 </xsd:sequence>  
31             </xsd:extension>  
32         </xsd:complexContent>  
33     </xsd:complexType>
```

34 The element would then appear in an instance document like this:

```
35     <user-domain>UserDefinedFields>  
36         <user-domain:OneField>Text</user-domain:OneField>  
37         <user-domain:TwoField>Text</user-domain:TwoField>  
38     </user-domain>UserDefinedFields>
```

1 **219.1.5 Element <itl:FingerprintImage>**

2 This mandatory complex element contains the remaining elements in the Type-14 record, as
3 described in the subsections below.

```
4     <itl:FingerprintImage>  
5         [... Image elements ...]  
6     </itl:FingerprintImage>
```

7 219.1.5.1 Element <nc:BinaryBase64Object>

8 Cross reference: Part-1 Section 19.1.30 Field 14.999: Image data (DATA)

9 This mandatory element shall contain all of the data from a captured tenprint image. The binary
10 image data shall be converted to ASCII characters using the Base64 encoding algorithm.

11 Each pixel of uncompressed grayscale data shall normally be quantized to eight bits (256 gray
12 levels) contained in a single byte. If the entry in <ansi-nist:ImageBitsPerPixelQuantity> is greater
13 than "8", the number of bytes required to represent a pixel will be different. If compression is
14 used, the pixel data shall be compressed in accordance with the compression technique specified
15 in <ansi-nist:ImageCompressionAlgorithmText>.

```
16     <nc:BinaryBase64Object>base64  
17     data</nc:BinaryBase64Object>
```

18 219.1.5.2 Element <ansi-nist:ImageBitsPerPixelQuantity>

19 Cross reference: Part-1 Section 19.1.12 Field 14.012: Bits per pixel (BPX)

20 This mandatory element shall contain the number of bits used to represent a pixel. This element
21 shall contain an entry of "8" for normal grayscale values of "0" to "255". Any entry in this element
22 greater than "8" shall represent a grayscale pixel with increased precision.

```
23     <ansi-nist:ImageBitsPerPixelQuantity>8  
24     </ansi-nist:ImageBitsPerPixelQuantity>
```

25 219.1.5.3 Element <ansi-nist:ImageCaptureDetail>

26 This mandatory complex element contains five child elements described in the subsections
27 below: <ansi-nist:CaptureDate>, <ansi-nist:CaptureHorizontalPixelDensityValue>, <ansi-
28 nist:CaptureOrganization>, <ansi-nist:CaptureVerticalPixelDensityValue>, and <ansi-
29 nist:CaptureDeviceMonitoringModeCode>.

```
30     <ansi-nist:ImageCaptureDetail>  
31         [... Image capture elements ...]  
32     </ansi-nist:ImageCaptureDetail>
```

33

1 219.1.5.3.1Element <ansi-nist:CaptureDate>

2 Cross reference: Part-1 Section 19.1.5 Field 14.005: Fingerprint capture date (FCD)

3 This mandatory element <ansi-nist:CaptureDate> shall contain the date that the image contained
4 in the record was captured. The date shall appear as eight digits, separated by dashes, in the
5 format YYYY-MM-DD. The YYYY characters shall represent the year the image was captured;
6 the MM characters shall be the tens and units values of the month; and the DD characters shall
7 be the tens and units values of the day in the month. For example, 2008-02-29 represents
8 February 29, 2008. The complete date must be a legitimate date.

9 Complex element <ansi-nist:CaptureDate> shall have the simple element <nc:Date>, which will
10 contain capture date data.

```
11     <ansi-nist:CaptureDate>  
12         <nc:Date>2008-02-29</nc:Date>  
13     </ansi-nist:CaptureDate>
```

14 219.1.5.3.2Element <ansi-nist:CaptureHorizontalPixelDensityValue>

15 Cross reference: Part-1 Section 19.1.16 Field 14.016: Scanned horizontal pixel scale (SHPS)

16 This optional element shall specify the horizontal pixel density used for the scanning of the
17 original impression providing <ansi-nist:ImageScaleUnitsCode> contains a "1" or a "2".
18 Otherwise, it indicates the horizontal component of the pixel aspect ratio.

```
19     <ansi-nist:CaptureHorizontalPixelDensityValue>500  
20     </ansi-nist:CaptureHorizontalPixelDensityValue>
```

21 219.1.5.3.3Element <ansi-nist:CaptureOrganization>

22 Cross reference: Part-1 Section 19.1.4 Field 14.004: Source agency / ORI (SRC)

23 This mandatory complex element <ansi-nist:CaptureOrganization> shall contain in
24 <nc:IdentificationID> the identification of the administration or organization that originally captured
25 the fingerprint images contained in the record, and may contain in <nc:OrganizationName> the
26 text name of the organization. Normally, the ORI of the agency that captured the image will be
27 contained in <nc:IdentificationID>. Both <nc:IdentificationID> and <nc:OrganizationName> may
28 contain up to 36 identifying characters each and the data content of this element shall be defined
29 by the user and be in accordance with the receiving agency.

30 Element <ansi-nist:CaptureOrganization> shall have two child elements: a mandatory
31 <nc:OrganizationIdentification> and an optional <nc:OrganizationName>. Complex element
32 <nc:OrganizationIdentification> shall have a single child element <nc:IdentificationID>, which will
33 contain the alphanumeric organizational ID datum. Element <nc:OrganizationName> shall
34 contain the datum for the text name of the organization.

```
35     <ansi-nist:CaptureOrganization>  
36         <nc:OrganizationIdentification>  
37             <nc:IdentificationID>WI013415Y</nc:Identific  
38             ationID>  
39         </nc:OrganizationIdentification>  
40         <nc:OrganizationName>Text</nc:OrganizationName>  
41     </ansi-nist:CaptureOrganization>
```

1 219.1.5.3.4Element <ansi-nist:CaptureVerticalPixelDensityValue>

2 Cross reference: Part-1 Section 19.1.17 Field 14.017: Scanned vertical pixel scale (SVPS)

3 This optional element shall specify the vertical pixel density used for the scanning of the original
4 impression providing <ansi-nist:ImageScaleUnitsCode> contains a "1" or a "2". Otherwise, it
5 indicates the vertical component of the pixel aspect ratio.

```
6         <ansi-nist:CaptureVerticalPixelDensityValue>500  
7         </ansi-  
8         nist:CaptureVerticalPixelDensityValue>
```

9 219.1.5.3.5Element <ansi-nist:CaptureDeviceMonitoringModeCode>

10 Cross reference: Part-1 Section 19.1.27 Field 14.030 Device monitoring mode (DMM)

11 This optional element provides information describing the level of human monitoring for the image
12 capture device. This element will contain an entry from Table 219 to indicate the monitoring
13 mode of the biometric sample capture device.

```
14         <ansi-nist:CaptureDeviceMonitoringModeCode>ASSISTED  
15         </ansi-nist:CaptureDeviceMonitoringModeCode>
```

16 219.1.5.4 Element <ansi-nist:ImageCommentText>

17 Cross reference: Part-1 Section 19.1.20 Field 14.020: Comment (COM)

18 This optional element may be used to insert comments or other ASCII text information with the
19 image data.

```
20         <ansi-nist:ImageCommentText>Text</ansi-  
21         nist:ImageCommentText>
```

22 219.1.5.5 Element <ansi-nist:ImageCompressionAlgorithmText>

23 Cross reference: Part-1 Section 19.1.11 Field 14.011: Compression algorithm (CGA)

24 This mandatory element shall specify the algorithm used to compress the transmitted grayscale
25 images. A value of "NONE" in this element indicates that the data contained in this record is
26 uncompressed. For those images that are to be compressed, this element shall contain the text
27 value from Table 201 to indicate the compression method used for this record type. The
28 preferred methods for the compression of fingerprint images are WSQ for those images scanned
29 or transmitted at 500 ppi or JPEG 2000 for those images scanned and transmitted at 1000 ppi.
30 See Section 205.6.1 and the *Profile for 1000 ppi Fingerprint Compression* for additional
31 information on the usage of JPEG 2000 for the compression of fingerprint images. The domain
32 registrar maintains a registry of acceptable compression techniques and corresponding codes
33 that may be used as they become available.

```
34         <ansi-nist:ImageCompressionAlgorithmText>WSQ  
35         </ansi-nist:ImageCompressionAlgorithmText>
```

36
37

1 219.1.5.6 Element <ansi-nist:ImageHorizontalLineLengthPixelQuantity>

2 Cross reference: Part-1 Section 19.1.6 Field 14.006: Horizontal line length (HLL)

3 This mandatory element shall contain the number of pixels contained on a single horizontal line of
4 the transmitted image.

```
5     <ansi-nist:ImageHorizontalLineLengthPixelQuantity>80  
6         </ansi-  
7     nist:ImageHorizontalLineLengthPixelQuantity>
```

8 219.1.5.7 Element <ansi-nist:ImageHorizontalPixelDensityValue>

9 Cross reference: Part-1 Section 19.1.9 Field 14.009: Horizontal pixel scale (HPS)

10 This mandatory element shall specify the integer pixel density used in the horizontal direction of
11 the transmitted image providing <ansi-nist:ImageScaleUnitsCode> contains a "1" or a "2".
12 Otherwise, it indicates the horizontal component of the pixel aspect ratio.

```
13     <ansi-nist:CaptureHorizontalPixelDensityValue>1200  
14         </ansi-nist:CaptureHorizontalPixelDensityValue>
```

15 219.1.5.8 Element <ansi-nist:ImageScaleUnitsCode>

16 Cross reference: Part-1 Section 19.1.8 Field 14.008: Scale units (SLC)

17 This mandatory element shall specify the units used to describe the image sampling frequency
18 (pixel density). A "1" in this element indicates pixels per inch, or a "2" indicates pixels per
19 centimeter. A "0" in this element indicates no scale is given. For this case, the quotient of
20 HPS/VPS gives the pixel aspect ratio.

```
21     <ansi-nist:ImageScaleUnitsCode>1</ansi-  
22     nist:ImageScaleUnitsCode>
```

23 219.1.5.9 Element <ansi-nist:ImageVerticalLineLengthPixelQuantity>

24 Cross reference: Part-1 Section 19.1.7 Field 14.007: Vertical line length (VLL)

25 This mandatory element shall contain the number of horizontal lines contained in the transmitted
26 image.

```
27     <ansi-nist:ImageVerticalLineLengthPixelQuantity>65  
28         </ansi-nist:ImageVerticalLineLengthPixelQuantity>  
29
```

30 219.1.5.10 Element <ansi-nist:ImageVerticalPixelDensityValue>

31 Cross reference: Part-1 Section 19.1.10 Field 14.010: Vertical pixel scale (VPS)

32 This mandatory element shall specify the integer pixel density used in the vertical direction of the
33 transmitted image providing <ansi-nist:ImageScaleUnitsCode> contains a "1" or a "2".
34 Otherwise, it indicates the vertical component of the pixel aspect ratio.

35

1 <ansi-nist:ImageVerticalPixelDensityValue>**1200**
2 </ansi-nist:ImageVerticalPixelDensityValue>

3 219.1.5.11 Element <ansi-nist:FingerprintImageImpressionCaptureCategoryCode>

4 Cross reference: Part-1 Section 19.1.3 Field 14.003: Impression type (IMP)

5 This mandatory element shall indicate the manner by which the fingerprint image information was
6 obtained. The appropriate code choice selected from Table 211 shall be entered in this element.

7 <ansi-
8 nist:FingerprintImageImpressionCaptureCategoryCode>**1**
9 </ansi-
10 nist:FingerprintImageImpressionCaptureCategoryCode>

11 219.1.5.12 Element <ansi-nist:FingerPositionCode>

12 Cross reference: Part-1 Section 19.1.13 Field 14.013: Finger position (FGP)

13 This mandatory element shall contain the finger position that matches the tenprint image. The
14 decimal code number corresponding to the known or most probable finger position shall be taken
15 from Table 212 and entered as a one- or two-character ASCII value. Table 212 also lists the
16 maximum image dimensions that can be transmitted for each of the sixteen possible finger
17 positions. Additional finger positions may be referenced in the transaction. The code "0", for
18 "Unknown Finger", shall be used to reference every finger position from one through ten. Code
19 "19" shall be used to reference one or more parts of an EJI or tip.

20 <ansi-nist:FingerPositionCode>**8**</ansi-
21 nist:FingerPositionCode>

22 219.1.5.13 Element <ansi-nist:FingerprintImageMajorCasePrint>

23 This complex element shall be present if and only if the value contained by <ansi-
24 nist:FingerPositionCode> is equal to "19". This parent element contains three child elements:
25 <ansi-nist:FingerPositionCode>, <ansi-nist:MajorCasePrintCode>, and <ansi-
26 nist:MajorCasePrintSegmentOffset>.

27 219.1.5.13.1 Element <ansi-nist:FingerPositionCode>

28 Cross reference: Part-1 Section 19.1.14 Field 14.014: Print Position Descriptors (PPD) – First
29 information item

30 This is a mandatory subelement of <ansi-nist:FingerprintImageMajorCasePrint>, which is used
31 when the value contained by <ansi-nist:FingerPositionCode> is equal to "19". This element is the
32 probable decimal finger position code (0-10) taken from Table 212.

33 <ansi-nist:FingerPositionCode>**8**</ansi-
34 nist:FingerPositionCode>

35 219.1.5.13.2 Element <ansi-nist:MajorCasePrintCode>

36 Cross reference: Part-1 Section 19.1.14 Field 14.014: Print Position Descriptors (PPD) – Second
37 information item

1 This is a mandatory subelement of <ansi-nist:FingerprintImageMajorCasePrint>, which is used
2 when the value contained by <ansi-nist:FingerPositionCode> is equal to "19". This element is the
3 code taken from Table 233 to indicate the portion of the EJI or tip image that is stored as a single
4 image in the database. There may be up to 17 such images for a single finger. Images of full-
5 length fingers use codes FV1 through FV4 as defined in Table 233. Figure 7 is an illustration of
6 the Entire Joint Image for a middle finger with each of the full finger views and constituent parts
7 identified.

8 <ansi-nist:MajorCasePrintCode>**EJI**</ansi-
9 nist:MajorCasePrintCode>

10 219.1.5.13.3 Element <ansi-nist:MajorCasePrintSegmentOffset>

11 Cross reference: Part-1 Section 19.1.15 Field 14.015: Print Position Coordinates (PPC)

12 This is a mandatory subelement of <ansi-nist:FingerprintImageMajorCasePrint>, which is used
13 when the value contained by <ansi-nist:FingerPositionCode> is equal to "19".

14 This element contains offsets to the locations for the bounding box of the EJI, each of the full
15 finger views, or segments within the EJI. When used, this complex element shall consist of six
16 (6) mandatory information items to describe the type or portion of the image contained in this
17 record and its location within an entire joint image. The information item <ansi-
18 nist:SegmentFingerViewCode> is the number of the full finger view with values of "FV1" through
19 "FV4". Values of "FV1" to "FV4" specify the bounding coordinates for each full finger view. The
20 information item <ansi-nist:SegmentLocationCode> is used to identify the location of a segment
21 within a full finger view. It will contain the not applicable code "NA" if the image portion refers to a
22 full finger view or to the entire joint image locations. It shall contain "PRX", "DST", "MED" for a
23 proximal, distal, or medial segment. The next four information items are the horizontal and vertical
24 offsets relative to the origin positioned in the upper left corner of the image. The horizontal
25 offsets (X) are the pixel counts to the right, and the vertical offsets (Y) are the pixel counts down.
26 The location of the image portion is defined by the sequence of X coordinates (LEFT=<ansi-
27 nist:SegmentLeftHorizontalCoordinateValue>, RIGHT=<ansi-
28 nist:SegmentRightHorizontalCoordinateValue>) and the Y coordinates (TOP=<ansi-
29 nist:SegmentTopVerticalCoordinateValue>, BOTTOM=<ansi-
30 nist:SegmentBottomVerticalCoordinateValue>), of its bounding box. For the case of a fingertip,
31 <ansi-nist:SegmentFingerViewCode> shall be "TIP", and <ansi-nist:SegmentLocationCode> shall
32 be "NA". The collection of six subelements will describe either the location of the entire joint
33 image, one full finger view, or segment. Individual full finger or segment definitions may be
34 repeated as multiple occurrences of <ansi-nist:MajorCasePrintSegmentOffset>.

35 Element <ansi-nist:MajorCasePrintSegmentOffset> shall have six child elements: <ansi-
36 nist:SegmentBottomVerticalCoordinateValue>, <ansi-nist:SegmentLocationCode>, <ansi-
37 nist:SegmentFingerViewCode>, <ansi-nist:SegmentLeftHorizontalCoordinateValue>, <ansi-
38 nist:SegmentRightHorizontalCoordinateValue>, and <ansi-
39 nist:SegmentTopVerticalCoordinateValue>.

40 Part-1 cross reference information: Element <ansi-nist:SegmentBottomVerticalCoordinateValue>
41 shall correspond to the sixth information in field 14.015. Element <ansi-
42 nist:SegmentLocationCode> shall correspond to the second information item in field 14.015.
43 Element <ansi-nist:SegmentFingerViewCode> shall correspond to the first information item in
44 field 14.015. Element <ansi-nist:SegmentLeftHorizontalCoordinateValue> shall correspond to the
45 third information item in field 14.015. Element <ansi-
46 nist:SegmentRightHorizontalCoordinateValue> shall correspond to the fourth information item in

1 field 14.015. Element `<ansi-nist:SegmentTopVerticalCoordinateValue>` shall correspond to the
2 fifth information item in field 14.015.

3 At least one occurrence of this subelement `<ansi-nist:MajorCasePrintSegmentOffset>` is
4 mandatory. In practice, multiple occurrences may be used to describe the bounding boxes of
5 multiple finger segments, or multiple full finger views.

```
6     <ansi-nist:MajorCasePrintSegmentOffset>
7         <ansi-
8     nist:SegmentBottomVerticalCoordinateValue>85
9         </ansi-
10        nist:SegmentBottomVerticalCoordinateValue>
11        <ansi-nist:SegmentLocationCode>DST
12        </ansi-nist:SegmentLocationCode>
13        <ansi-nist:SegmentFingerViewCode>FV1
14        </ansi-nist:SegmentFingerViewCode>
15        <ansi-
16    nist:SegmentLeftHorizontalCoordinateValue>115
17        </ansi-
18        nist:SegmentLeftHorizontalCoordinateValue>
19        <ansi-
20    nist:SegmentRightHorizontalCoordinateValue>188
21        </ansi-
22        nist:SegmentRightHorizontalCoordinateValue>
23        <ansi-nist:SegmentTopVerticalCoordinateValue>55
24        </ansi-
25        nist:SegmentTopVerticalCoordinateValue>
26    </ansi-nist:MajorCasePrintSegmentOffset>
```

27 219.1.5.14 Element `<itl:FingerprintImageFingerMissing>`

28 Cross reference: Part-1 Section 19.1.18 Field 14.018: Amputated or bandaged (AMP)

29 This optional complex element shall specify if one or more fingers are amputated or bandaged.
30 This element has two child elements which will be repeated for each amputated or missing finger:
31 `<ansi-nist:FingerPositionCode>` and `<itl:FingerMissingCode>`. Element `<ansi-`
32 `nist:FingerPositionCode>` is the finger number between one and ten as chosen from Table 212.
33 Element `<itl:FingerMissingCode>` is the amputated or bandaged code (AMPCD). The following is
34 a list of allowable indicators for the AMPCD:

35 <u>Descriptor</u>	<u>AMPCD</u>
36 Amputation	XX
37 Unable to print (e.g., bandaged)	UP

38

1 This field is to be used anytime there are fewer than expected printable fingers in a submission
 2 (e.g., less than four in a left or right slap or less than two in a two-thumb slap). A partially scarred
 3 finger should be printed.

```
4     <itl:FingerprintImageFingerMissing>
5         <ansi-nist:FingerPositionCode>10
6             </ansi-nist:FingerPositionCode>
7         <itl:FingerMissingCode>XX
8             </itl:FingerMissingCode>
9     </itl:FingerprintImageFingerMissing>
```

10 219.1.5.15 Element <itl:FingerprintImageSegmentPositionSquare>

11 Cross reference: Part-1 Section 19.1.21 Field 14.021: Finger segment position(s) (SEG)

12 This optional complex element shall contain offsets to the locations of image segments containing
 13 the individual fingers within the flat images of the four simultaneous fingers from each hand or the
 14 two simultaneous thumbs. The offsets are relative to the origin positioned in the upper left corner
 15 of the image. The horizontal offsets (X) are the pixel counts to the right, and the vertical offsets
 16 (Y) are the pixel counts down.

17 This element shall have five child elements: <ansi-nist:FingerPositionCode>, <ansi-
 18 nist:SegmentBottomVerticalCoordinateValue>, <ansi-
 19 nist:SegmentLeftHorizontalCoordinateValue>, <ansi-
 20 nist:SegmentRightHorizontalCoordinateValue>, and

21 <ansi-nist:SegmentTopVerticalCoordinateValue>. A finger segment is defined first by the finger
 22 number in <ansi-nist:FingerPositionCode> from Table 212, the X coordinates (LEFT, RIGHT or
 23 <ansi-nist:SegmentLeftHorizontalCoordinateValue>, <ansi-
 24 nist:SegmentRightHorizontalCoordinateValue>) and the Y coordinates (TOP, BOTTOM or <ansi-
 25 nist:SegmentTopVerticalCoordinateValue>, <ansi-nist:SegmentBottomVerticalCoordinateValue>)
 26 of its bounding box.

27 If more than one algorithm is used to segment the image, successive sets of finger segmentation
 28 positions shall be formatted as above and immediately follow the previous set.

```
29     <itl:FingerprintImageSegmentPositionSquare>
30         <
31             ansi-nist:FingerPositionCode>7</ansi-
32             nist:FingerPositionCode>
33         <ansi-
34             nist:SegmentBottomVerticalCoordinateValue>85
35             </ansi-
36             nist:SegmentBottomVerticalCoordinateValue>
37         <ansi-
38             nist:SegmentLeftHorizontalCoordinateValue>160
39             </ansi-
40             nist:SegmentLeftHorizontalCoordinateValue>
41         <ansi-
42             nist:SegmentRightHorizontalCoordinateValue>200
43             </ansi-
44             nist:SegmentRightHorizontalCoordinateValue>
```

```

1         <ansi-nist:SegmentTopVerticalCoordinateValue>15
2         </ansi-
3         nist:SegmentTopVerticalCoordinateValue>
4     </itl:FingerprintImageSegmentPositionSquare>

```

5 219.1.5.16 Element <ansi-nist:FingerprintImageNISTQuality>

6 Cross reference: Part-1 Section 19.1.22 Field 14.022: NIST quality metric (NQM)

7 This optional complex element shall contain the NIST Fingerprint Image Quality (NFIQ) scores for
8 the individual finger(s) derived from the slap impressions or individual rolled fingerprints. This
9 element shall have two child elements: <ansi-nist:FingerPositionCode> and <ansi-
10 nist:NISTQualityMeasure>. The former element is the finger number between one and ten as
11 chosen from Table 212. The latter is the quality score which is a quantitative expression of the
12 predicted AFIS matcher accuracy performance of the fingerprint image. The scores range from
13 "1" for the best quality image, to "5" for the worst quality image. A "254" indicates that no score
14 was ever computed while an entry of "255" shall indicate a failed attempt to calculate the image
15 quality metric.

16 This complex element may be repeated for different fingers.

```

17     <ansi-nist:FingerprintImageNISTQuality>
18         <ansi-nist:FingerPositionCode>8
19         </ansi-nist:FingerPositionCode>
20         <ansi-nist:NISTQualityMeasure>1
21         </ansi-nist:NISTQualityMeasure>
22     </ansi-nist:FingerprintImageNISTQuality>

```

23 219.1.5.17 Element <ansi-nist:FingerprintImageSegmentationQuality>

24 Cross reference: Part-1 Section 19.1.23 Field 14.023: Segmentation quality metric (SQM)

25 This optional complex element provides a measure of estimated correctness regarding the
26 accuracy of the location of the segmented finger within the right or left four finger or two thumbs
27 slap image. For each segmented finger, there shall be four child elements: <ansi-
28 nist:FingerPositionCode>, <ansi-nist:QualityAlgorithmProductIdentification>, <ansi-
29 nist:QualityAlgorithmVendorIdentification>, and <ansi-nist:QualityValue>.

30 The element <ansi-nist:FingerPositionCode> is a finger position code and shall contain a code
31 chosen from Table 212. (This corresponds to the first information item in 14.024.)

32 The other three items identify a quality score and the algorithm used to create the quality score.
33 This information is useful to enable the recipient of the quality score to differentiate between
34 quality scores generated by different algorithms and adjust for any differences in processing or
35 analysis as necessary.

- 36 • The information item <ansi-nist:QualityAlgorithmProductIdentification> and its child
37 <nc:IdentificationID> shall specify a numeric product code assigned by the vendor of the
38 quality algorithm, which may be registered with the IBIA, but registration is not required. It
39 indicates which of the vendor's algorithms was used in the calculation of the quality
40 score. This element contains the ASCII representation of the integer product code and
41 should be within the range 1 to 65535. Element <ansi-
42 nist:QualityAlgorithmProductIdentification> shall have a child element

1 <nc:IdentificationID>, which will contain the numeric product code datum. (This
2 corresponds to the fourth information item in 14.024.)

3 • The information item <ansi-nist:QualityAlgorithmVendorIdentification> and its child
4 <nc:IdentificationID> shall specify the ID of the vendor of the quality algorithm used to
5 calculate the quality score. This 4-digit hex value is assigned by IBIA and expressed as
6 four ASCII characters. The IBIA shall maintain the Vendor Registry of CBEFF Biometric
7 Organizations that will map the value in this element to a registered organization.
8 Element <ansi-nist:QualityAlgorithmVendorIdentification> shall have a child element
9 <nc:IdentificationID>, which will contain the vendor ID datum. (This corresponds to the
10 third information item in 14.024.)

11 • The information item <ansi-nist:QualityValue> shall be a quantitative expression of the
12 predicted matching performance of the biometric sample. This item contains the ASCII
13 representation of the integer image quality score between 0 and 100 assigned to the
14 image data by a quality algorithm. Higher values indicate better quality. An entry of
15 "255" shall indicate a failed attempt to calculate a quality score. An entry of "254" shall
16 indicate that no attempt to calculate a quality score was made. The use of additional
17 values to convey other information should be harmonized with ISO/IEC 19794 standards.
18 (This corresponds to the second information item in 14.024.)

19 The complex element <ansi-nist:FingerprintImageSegmentationQuality> may be repeated for
20 each quality algorithm used.

```
21 <ansi-nist:FingerprintImageSegmentationQuality>
22 <ansi-nist:FingerPositionCode>7
23 </ansi-nist:FingerPositionCode>
24 <ansi-
25 nist:QualityAlgorithmProductIdentification>
26
27 <nc:IdentificationID>28495</nc:IdentificationID>
28 </ansi-
29 nist:QualityAlgorithmProductIdentification>
30 <ansi-
31 nist:QualityAlgorithmVendorIdentification>
32
33 <nc:IdentificationID>FFF0</nc:IdentificationID>
34 </ansi-
35 nist:QualityAlgorithmVendorIdentification>
36 <ansi-nist:QualityValue>100</ansi-
37 nist:QualityValue>
38 </ansi-nist:FingerprintImageSegmentationQuality>
```

39 219.1.5.18 Element <itl:FingerprintImageQuality>

40 Cross reference: Part-1 Section 19.1.24 Field 14.024: Fingerprint quality metric (FQM)

41 This optional complex element <itl:FingerprintImageQuality> is used to specify one or more
42 different metrics of fingerprint image quality score data for the image stored in this record. The
43 meaning attributed to this metric must be defined and interpreted by the producer of the scoring
44 algorithm or by the person or system used to assign the metric to the fingerprint image. The

1 metric may be a predictor of AFIS matcher accuracy performance or a different metric to indicate
2 a value associated with the quality of the fingerprint image for a particular function.

3 This element shall have four child elements: <ansi-nist:FingerPositionCode>, <ansi-
4 nist:QualityAlgorithmProductIdentification>, <ansi-nist:QualityAlgorithmVendorIdentification>,
5 and <ansi-nist:QualityValue>.

6 The element <ansi-nist:FingerPositionCode> is a finger position code and shall contain a code
7 chosen from Table 212. (This corresponds to the first information item in 14.024.)

8 The other three items identify a quality score and the algorithm used to create the quality score.
9 This information is useful to enable the recipient of the quality score to differentiate between
10 quality scores generated by different algorithms and adjust for any differences in processing or
11 analysis as necessary.

12 • The information item <ansi-nist:QualityAlgorithmProductIdentification> and its child
13 <nc:IdentificationID> shall specify a numeric product code assigned by the vendor of the
14 quality algorithm, which may be registered with the IBIA, but registration is not required. It
15 indicates which of the vendor's algorithms was used in the calculation of the quality
16 score. This element contains the ASCII representation of the integer product code and
17 should be within the range 1 to 65535. Element <ansi-
18 nist:QualityAlgorithmProductIdentification> shall have a child element
19 <nc:IdentificationID>, which will contain the numeric product code datum. (This
20 corresponds to the fourth information item in 14.024.)

21 • The information item <ansi-nist:QualityAlgorithmVendorIdentification> and its child
22 <nc:IdentificationID> shall specify the ID of the vendor of the quality algorithm used to
23 calculate the quality score. This 4-digit hex value is assigned by IBIA and expressed as
24 four ASCII characters. The IBIA shall maintain the Vendor Registry of CBEFF Biometric
25 Organizations that will map the value in this element to a registered organization.
26 Element <ansi-nist:QualityAlgorithmVendorIdentification> shall have a child element
27 <nc:IdentificationID>, which will contain the vendor ID datum. (This corresponds to the
28 third information item in 14.024.)

29 • The information item <ansi-nist:QualityValue> shall be a quantitative expression of the
30 predicted matching performance of the biometric sample. This item contains the ASCII
31 representation of the integer image quality score between 0 and 100 assigned to the
32 image data by a quality algorithm. Higher values indicate better quality. An entry of
33 "255" shall indicate a failed attempt to calculate a quality score. An entry of "254" shall
34 indicate that no attempt to calculate a quality score was made. The use of additional
35 values to convey other information should be harmonized with ISO/IEC 19794 standards.
36 (This corresponds to the second information item in 14.024.)

37 The complex element <itl:FingerprintImageQuality> may be repeated for each quality algorithm
38 used.

```
39     <itl:FingerprintImageQuality>
40         <ansi-nist:FingerPositionCode>7
41         </ansi-nist:FingerPositionCode>
42         <ansi-
43 nist:QualityAlgorithmProductIdentification>
44
45         <nc:IdentificationID>28495</nc:IdentificationID>
```

```

1         </ansi-
2 nist:QualityAlgorithmProductIdentification>
3         <ansi-
4 nist:QualityAlgorithmVendorIdentification>
5
6         <nc:IdentificationID>FFF0</nc:IdentificationID>
7         </ansi-
8 nist:QualityAlgorithmVendorIdentification>
9         <ansi-nist:QualityValue>100</ansi-
10 nist:QualityValue>
11 </itl:FingerprintImageQuality>

```

12 219.1.5.19 Element <itl:FingerprintImageSegmentPositionPolygon>

13 Cross reference: Part-1 Section 19.1.25 Field 14.025: Alternate Finger segment position(s)
14 (ASEG)

15 This optional complex element is an alternate approach to describing the locations for each of the
16 image segments of the individual fingers within a flat image containing the capture of four
17 simultaneous fingers or two simultaneous thumbs. This element uses an n-vertex polygon to
18 encompass each finger image segment, where "n" is between 3 and 99. The order of the vertices
19 must be in their consecutive order around the perimeter of the polygon, either clockwise or
20 counterclockwise. No two vertices may occupy the same location. The polygon side defined by
21 the last vertex and the first vertex shall complete the polygon. The polygon must be a simple,
22 plane figure with no sides crossing and no interior holes.

23 This element can be used one to four times and shall consist of three child elements: <ansi-
24 nist:FingerPositionCode>, <itl:PositionPolygonVertexQuantity>, and <itl:PositionPolygonVertex>.
25 Element <ansi-nist:FingerPositionCode> shall consist of a finger number between 1 and 10 from
26 Table 212. Element <itl:PositionPolygonVertexQuantity> shall consist of the total number of
27 vertices of the polygon encompassing the finger.

28 Complex element <itl:PositionPolygonVertex> shall consist of the two child elements <ansi-
29 nist:PositionHorizontalCoordinateValue> and <ansi-nist:PositionVerticalCoordinateValue>, and
30 <itl:PositionPolygonVertex> shall be repeated for each vertex. Each vertex shall be represented
31 as horizontal and vertical pixel offsets relative to the origin positioned in the upper left corner of
32 the image. The horizontal offsets (X) are the pixel counts to the right, and the vertical offsets (Y)
33 are the pixel counts down from the origin. A minimum of three points is required to describe a
34 finger location.

```

35 <itl:FingerprintImageSegmentPositionPolygon>
36 <ansi-nist:FingerPositionCode>7<ansi-
37 nist:FingerPositionCode>
38 <itl:PositionPolygonVertexQuantity>3
39 </itl:PositionPolygonVertexQuantity>
40 <itl:PositionPolygonVertex>
41 <ansi-
42 nist:PositionHorizontalCoordinateValue>160
43 </ansi-
44 nist:PositionHorizontalCoordinateValue>

```

```
1         <ansi-
2     nist:PositionVerticalCoordinateValue>15
3         </ansi-
4     nist:PositionVerticalCoordinateValue>
5     </itl:PositionPolygonVertex>
6 <itl:PositionPolygonVertex>
7     <ansi-
8     nist:PositionHorizontalCoordinateValue>200
9         </ansi-
10    nist:PositionHorizontalCoordinateValue>
11    <ansi-
12    nist:PositionVerticalCoordinateValue>15
13        </ansi-
14    nist:PositionVerticalCoordinateValue>
15    </itl:PositionPolygonVertex>
16 <itl:PositionPolygonVertex>
17    <ansi-
18    nist:PositionHorizontalCoordinateValue>180
19        </ansi-
20    nist:PositionHorizontalCoordinateValue>
21    <ansi-
22    nist:PositionVerticalCoordinateValue>85
23        </ansi-
24    nist:PositionVerticalCoordinateValue>
25    </itl:PositionPolygonVertex>
26 </itl:FingerprintImageSegmentPositionPolygon >
```

27 **219.2 Additional variable-resolution fingerprint image records**

28 Additional Type-14 records may be included in the file. For each additional fingerprint image, a
29 complete Type-14 logical record is required.

30 **220 Type-15 variable-resolution palmprint image record**

31 The Type-15 logical record shall contain and be used to exchange palmprint image data together
32 with fixed and user-defined textual information pertinent to the digitized image. Information
33 regarding the scanning resolution used, the image size, and other parameters or comments
34 required to process the image are recorded as XML elements within the record. Palmprint
35 images transmitted to other agencies will be processed by the recipient agencies to extract the
36 desired feature information required for matching purposes.

37 The image data shall be acquired directly from a subject using a live-scan device, a palmprint
38 card, a major case print card, or other media that contains the subject's palmprints.

39 Any method used to acquire the palmprint images shall be capable of capturing a set of images
40 for each hand. This set shall include the writer's palm as a single scanned image, and the entire
41 area of the full palm extending from the wrist bracelet to the tips of the fingers as one or two
42 scanned images. If two images are used to represent the full palm, the lower image shall extend

1 from the wrist bracelet to the top of the interdigital area (third finger joint) and shall include the
 2 thenar, and hypothenar areas of the palm. The upper image shall extend from the bottom of the
 3 interdigital area to the upper tips of the fingers. This provides an adequate amount of overlap
 4 between the two images. The standard also has provision for encoding the interdigital, thenar,
 5 and hypothenar areas separately for each palm. By matching the ridge structure and details
 6 contained in this common area, an examiner can confidently state that both images came from
 7 the same palm.

8 As a palmprint transaction may be used for different purposes, it may contain one or more unique
 9 image areas recorded from the palm or hand. A complete palmprint record set for one individual
 10 will normally include the writer's palm and the full palm image(s) from each hand. Since a logical
 11 image record may contain only one binary, a single Type-15 record will be required for each
 12 writer's palm and one to three Type-15 records for each full palm. Therefore, four to eight Type-
 13 15 records will be required to represent the subject's palmprints in a normal palmprint transaction.

14 Table 235 contains palm positions, dimensions, and codes used in this section and throughout the
 15 standard. (Table 235 is the same as Table 35 in Part 1.)

16 **220.1 XML elements for the Type-15 logical record**

17 The following paragraphs describe the data contained in each of the elements for the Type-15
 18 logical record.

19 **Table 235 Palm codes and dimensions**

Palm Position	Palm code	Width		Height	
		(mm)	(in)	(mm)	(in)
Unknown Palm	20	139.7	5.5	203.2	8.0
Right Full Palm	21	139.7	5.5	203.2	8.0
Right Writer's Palm	22	44.5	1.8	127.0	5.0
Left Full Palm	23	139.7	5.5	203.2	8.0
Left Writer's Palm	24	44.5	1.8	127.0	5.0
Right Lower Palm	25	139.7	5.5	139.7	5.5
Right Upper Palm	26	139.7	5.5	139.7	5.5
Left Lower Palm	27	139.7	5.5	139.7	5.5
Left Upper Palm	28	139.7	5.5	139.7	5.5
Right Other	29	139.7	5.5	203.2	8.0
Left Other	30	139.7	5.5	203.2	8.0
Right Interdigital	31	139.7	5.5	76.2	3.0
Right Thenar	32	76.2	3.0	114.3	4.5
Right Hypothenar	33	76.2	3.0	114.3	4.5
Left Interdigital	34	139.7	5.5	76.2	3.0
Left Thenar	35	76.2	3.0	114.3	4.5
Left Hypothenar	36	76.2	3.0	114.3	4.5

20

21 Within a Type-15 logical record, entries shall be provided in XML elements. For each element of
 22 the Type-15 record, Table 236 lists the "condition code" as being mandatory "M" or optional "O",
 23 the XML tag name, and occurrence limits.

24 The Type-15 record shall be contained within this complex element:

1 **<itl:PackageImageRecord>**

2 [... Type 15 Record Content ...]

3 **</itl:PackageImageRecord>**

4 In the subsections that follow, text in bold between opening and closing tags is informative and
5 only included for illustrative purposes, unless otherwise specifically stated (as it is for <ansi-
6 nist:RecordCategoryCode> for example).

7 **220.1.1 Record length**

8 Cross reference: Part-1 Section 20.1.1 Field 15.001: Logical record length (LEN)

9 There is no corresponding Part 2 XML element.

10 **220.1.2 Element <ansi-nist:RecordCategoryCode>**

11 This mandatory Part-2 element has no corresponding field in Part-1. It is used to identify the
12 record type. For the Type-15 record, it shall contain a value of 15.

13 <ansi-nist:RecordCategoryCode>**15**</ansi-
14 nist:RecordCategoryCode>

15 **220.1.3 Element <ansi-nist:ImageReferenceIdentification>**

16 Cross reference: Part-1 Section 20.1.2 Field 15.002: Image designation character (IDC)

17 This mandatory complex element shall be used to identify the palmprint image data contained in
18 the record. The content of this element shall match the <ansi-nist:ImageReferenceIdentification>
19 found in the <ansi-nist:TransactionContentSummary> element of the Type-1 record.

20 Complex element <ansi-nist:ImageReferenceIdentification> shall contain the simple element
21 <nc:IdentificationID>, which shall contain the image reference identification datum.

22 <ansi-nist:ImageReferenceIdentification>
23 <nc:IdentificationID>**13**</nc:IdentificationID>
24 </ansi-nist:ImageReferenceIdentification>

25

26

27

28

29

30

31

1

Table 236 Type-15 Variable-resolution palmprint record

Part 1 Ident	Cond code	Part 1 Field Number	Part 2 XML Element Name	Occur count	
				min	Max
LEN		15.001			0
	M		<ansi-nist:RecordCategoryCode>	1	1
IDC	M	15.002	<ansi-nist:ImageReferenceIdentification>	1	1
UDF	O	15.200 – 15.998	<itl:UserDefinedFields>	--	--
	M		<itl:PalmprintImage>	1	1
DATA	M	15.999	<nc:BinaryBase64Object>	1	1
BPX	M	15.012	<ansi-nist:ImageBitsPerPixelQuantity>	1	1
	M		<ansi-nist:ImageCaptureDetail>	1	1
PCD	M	15.005	<ansi-nist:CaptureDate>	1	1
SHPS	O	15.016	<ansi-nist:CaptureHorizontalPixelDensityValue>	0	1
SRC	M	15.004	<ansi-nist:CaptureOrganization>	1	1
SVPS	O	15.017	<ansi-nist:CaptureVerticalPixelDensityValue>	0	1
DMM	O	15.030	<ansi-nist:CaptureDeviceMonitoringModeCode>	0	1
COM	O	15.020	<ansi-nist:ImageCommentText>	0	1
CGA	M	15.011	<ansi-nist:ImageCompressionAlgorithmText>	1	1
HLL	M	15.006	<ansi-nist:ImageHorizontalLineLengthPixelQuantity>	1	1
HPS	M	15.009	<ansi-nist:ImageHorizontalPixelDensityValue>	1	1
SLC	M	15.008	<ansi-nist:ImageScaleUnitsCode>	1	1
VLL	M	15.007	<ansi-nist:ImageVerticalLineLengthPixelQuantity>	1	1
VPS	M	15.010	<ansi-nist:ImageVerticalPixelDensityValue>	1	1
IMP	M	15.003	<ansi-nist:FingerprintImageImpressionCaptureCategoryCode>	1	1
PLP	M	15.013	<ansi-nist:PalpPositionCode>	1	1
PQM	O	15.024	<itl:PalmprintImageQuality>	0	4

2

3 **220.1.4 Element <itl:UserDefinedFields>**

4 Cross reference: Part-1 Section 20.1.24 Fields 15.200-998: User-defined fields (UDF)

5 These elements are user-definable. Their size and content shall be defined by the user and be in
6 accordance with the receiving agency. If present they shall contain well-formed XML and ASCII
7 content values.

1 Complex element <itl:UserDefinedFields> is abstract, and as such is unusable by itself.
2 Implementers should define, in an extension schema, a substitution element containing user-
3 defined child elements from the user's domain.

4 A substitution element should be defined in a user's extension schema similar to this:

```
5     <xsd:element name="UserDefinedFields"  
6         substitutionGroup="itl:UserDefinedFields"  
7         type="user-domain:UserDefinedFieldsType"/>  
8  
9     <xsd:complexType name="UserDefinedFieldsType">  
10        <xsd:complexContent>  
11            <xsd:extension base="s:ComplexObjectType">  
12                <xsd:sequence>  
13                    <xsd:element ref="user-domain:OneField"/>  
14                    <xsd:element ref="user-domain:TwoField"/>  
15                </xsd:sequence>  
16            </xsd:extension>  
17        </xsd:complexContent>  
18    </xsd:complexType>
```

19 The element would then appear in an instance document like this:

```
20    <user-domain:UserDefinedFields>  
21        <user-domain:OneField>Text</user-domain:OneField>  
22        <user-domain:TwoField>Text</user-domain:TwoField>  
23    </user-domain:UserDefinedFields>
```

24 **220.1.5 Element <itl:Palmp rintImage>**

25 This mandatory complex element contains the remaining elements in the Type-15 record, as
26 described in the subsections below.

```
27    <itl:Palmp rintImage>  
28        [... Image elements ...]  
29    </itl:Palmp rintImage>
```

30 **220.1.5.1 Element <nc:BinaryBase64Object>**

31 Cross reference: Part-1 Section 20.1.25 Field 15.999 Image data (DATA)

32 This mandatory element shall contain all of the data from a captured palmp rint image. The binary
33 image data shall be converted to ASCII characters using the Base64 encoding algorithm.

34 Each pixel of uncompressed grayscale data shall normally be quantized to eight bits (256 gray
35 levels) contained in a single byte. If the entry in <ansi-nist:ImageBitsPerPixelQuantity> is greater
36 than "8", the number of bytes required to represent a pixel will be different. If compression is
37 used, the pixel data shall be compressed in accordance with the compression technique specified
38 in <ansi-nist:ImageCompressionAlgorithmText>.

```
1      <nc:BinaryBase64Object>base64  
2      data</nc:BinaryBase64Object>
```

3 220.1.5.2 Element <ansi-nist:ImageBitsPerPixelQuantity>

4 Cross reference: Part-1 Section 20.1.12 Field 15.012 Bits per pixel (BPX)

5 This mandatory element shall contain the number of bits used to represent a pixel. This element
6 shall contain an entry of "8" for normal grayscale values of "0" to "255". Any entry in this element
7 greater than "8" shall represent a grayscale pixel with increased precision.

```
8      <ansi-nist:ImageBitsPerPixelQuantity>8  
9      </ansi-nist:ImageBitsPerPixelQuantity>
```

10 220.1.5.3 Element <ansi-nist:ImageCaptureDetail>

11 This mandatory complex element contains five child elements described in the subsections
12 below: <ansi-nist:CaptureDate>, <ansi-nist:CaptureHorizontalPixelDensityValue>, <ansi-
13 nist:CaptureOrganization>, <ansi-nist:CaptureVerticalPixelDensityValue>, and <ansi-
14 nist:CaptureDeviceMonitoringModeCode>.

```
15      <ansi-nist:ImageCaptureDetail>  
16          [... Image capture elements ...]  
17      </ansi-nist:ImageCaptureDetail>
```

18 220.1.5.3.1 Element <ansi-nist:CaptureDate>

19 Cross reference: Part-1 Section 20.1.5 Field 15.005: Palmprint capture date (PCD)

20 This mandatory element <ansi-nist:CaptureDate> shall contain the date that the palmprint image
21 contained in the record was captured. The date shall appear as eight digits, separated by dashes,
22 in the format YYYY-MM-DD. The YYYY characters shall represent the year the image was
23 captured; the MM characters shall be the tens and units values of the month; and the DD
24 characters shall be the tens and units values of the day in the month. For example, 2008-02-29
25 represents February 29, 2008. The complete date must be a legitimate date.

26 Complex element <ansi-nist:CaptureDate> shall have the simple element <nc:Date>, which will
27 contain capture date data.

```
28      <ansi-nist:CaptureDate>  
29          <nc:Date>2008-02-29</nc:Date>  
30      </ansi-nist:CaptureDate>
```

31 220.1.5.3.2 Element <ansi-nist:CaptureHorizontalPixelDensityValue>

32 Cross reference: Part-1 Section 20.1.15 Field 15.016 Scanned horizontal pixel scale (SHPS)

33 This optional element shall specify the horizontal pixel density used for the scanning of the
34 original impression providing <ansi-nist:ImageScaleUnitsCode> contains a "1" or a "2".
35 Otherwise, it indicates the horizontal component of the pixel aspect ratio.

36

```
1      <ansi-nist:CaptureHorizontalPixelDensityValue>500
2      </ansi-nist:CaptureHorizontalPixelDensityValue>
```

3 220.1.5.3.3Element <ansi-nist:CaptureOrganization>

4 Cross reference: Part-1 Section 20.1.4 Field 15.004 Source agency / ORI (SRC)

5 This mandatory complex element <ansi-nist:CaptureOrganization> shall contain in
6 <nc:IdentificationID> the identification of the administration or organization that originally captured
7 the palmprint image contained in the record, and may contain in <nc:OrganizationName> the text
8 name of the organization. Normally, the ORI of the agency that captured the image will be
9 contained in <nc:IdentificationID>. Both <nc:IdentificationID> and <nc:OrganizationName> may
10 contain up to 36 identifying characters each and the data content of this element shall be defined
11 by the user and be in accordance with the receiving agency.

12 Element <ansi-nist:CaptureOrganization> shall have two child elements: a mandatory
13 <nc:OrganizationIdentification> and an optional <nc:OrganizationName>. Complex element
14 <nc:OrganizationIdentification> shall have a single child element <nc:IdentificationID>, which will
15 contain the alphanumeric organizational ID datum. Element <nc:OrganizationName> shall
16 contain the datum for the text name of the organization.

```
17      <ansi-nist:CaptureOrganization>
18          <nc:OrganizationIdentification>
19              <nc:IdentificationID>WI013415Y</nc:Identific
20              ationID>
21          </nc:OrganizationIdentification>
22          <nc:OrganizationName>Text</nc:OrganizationName>
23      </ansi-nist:CaptureOrganization>
```

24 220.1.5.3.4Element <ansi-nist:CaptureVerticalPixelDensityValue>

25 Cross reference: Part-1 Section 20.1.16 Field 15.017 Scanned vertical pixel scale (SVPS)

26 This optional element shall specify the vertical pixel density used for the scanning of the original
27 impression providing <ansi-nist:ImageScaleUnitsCode> contains a "1" or a "2". Otherwise, it
28 indicates the vertical component of the pixel aspect ratio.

```
29      <ansi-nist:CaptureVerticalPixelDensityValue>500
30      </ansi-
31      nist:CaptureVerticalPixelDensityValue>
```

32 220.1.5.3.5Element <ansi-nist:CaptureDeviceMonitoringModeCode>

33 Cross reference: Part-1 Section 20.1.22 Field 15.030 Device monitoring mode (DMM)

34 This optional element provides information describing the level of human monitoring for the image
35 capture device. This element will contain an entry from Table 219 to indicate the monitoring
36 mode of the biometric sample capture device.

```
37      <ansi-nist:CaptureDeviceMonitoringModeCode>ASSISTED
38      </ansi-nist:CaptureDeviceMonitoringModeCode>
```

1 220.1.5.4 Element <ansi-nist:ImageCommentText>

2 Cross reference: Part-1 Section 20.1.18 Field 15.020 Comment (COM)

3 This optional element may be used to insert comments or other ASCII text information with the
4 palmprint image data.5 <ansi-nist:ImageCommentText>**Text**</ansi-
6 nist:ImageCommentText>

7 220.1.5.5 Element <ansi-nist:ImageCompressionAlgorithmText>

8 Cross reference: Part-1 Section 20.1.11 Field 15.011 Compression algorithm (CGA)

9 This mandatory element shall specify the algorithm used to compress the transmitted grayscale
10 images. A value of "NONE" in this element indicates that the data contained in this record is
11 uncompressed. For those images that are to be compressed, this element shall contain the text
12 value from Table 201 to indicate the compression method used for this record type. The
13 preferred methods for the compression of palmprint images are WSQ for those images scanned
14 or transmitted at 500 ppi or JPEG 2000 for those images scanned and transmitted at 1000 ppi.
15 See Section 205.6.1 and the *Profile for 1000 ppi Fingerprint Compression* for additional
16 information on the usage of JPEG 2000 for the compression of fingerprint images. The domain
17 registrar maintains a registry of acceptable compression techniques and corresponding codes
18 that may be used as they become available.19 <ansi-nist:ImageCompressionAlgorithmText>**WSQ**
20 </ansi-nist:ImageCompressionAlgorithmText>

21 220.1.5.6 Element <ansi-nist:ImageHorizontalLineLengthPixelQuantity>

22 Cross reference: Part-1 Section 20.1.6 Field 15.006 Horizontal line length (HLL)

23 This mandatory element shall contain the number of pixels contained on a single horizontal line of
24 the transmitted image.25 <ansi-nist:ImageHorizontalLineLengthPixelQuantity>**80**
26 </ansi-
27 nist:ImageHorizontalLineLengthPixelQuantity>

28 220.1.5.7 Element <ansi-nist:ImageHorizontalPixelDensityValue>

29 Cross reference: Part-1 Section 20.1.9 Field 15.009 Horizontal pixel scale (HPS)

30 This mandatory element shall specify the integer pixel density used in the horizontal direction of
31 the transmitted image providing <ansi-nist:ImageScaleUnitsCode> contains a "1" or a "2".
32 Otherwise, it indicates the horizontal component of the pixel aspect ratio.33 <ansi-nist:CaptureHorizontalPixelDensityValue>**1200**
34 </ansi-nist:CaptureHorizontalPixelDensityValue>35
36
37

1 220.1.5.8 Element <ansi-nist:ImageScaleUnitsCode>

2 Cross reference: Part-1 Section 20.1.8 Field 15.008 Scale units (SLC)

3 This mandatory element shall specify the units used to describe the image sampling frequency
4 (pixel density). A "1" in this element indicates pixels per inch, or a "2" indicates pixels per
5 centimeter. A "0" in this element indicates no scale is given. For this case, the quotient of
6 HPS/VPS gives the pixel aspect ratio.

```
7     <ansi-nist:ImageScaleUnitsCode>1</ansi-  
8     nist:ImageScaleUnitsCode>
```

9 220.1.5.9 Element <ansi-nist:ImageVerticalLineLengthPixelQuantity>

10 Cross reference: Part-1 Section 20.1.7 Field 15.007 Vertical line length (VLL)

11 This mandatory element shall contain the number of horizontal lines contained in the transmitted
12 image.

```
13     <ansi-nist:ImageVerticalLineLengthPixelQuantity>65  
14     </ansi-nist:ImageVerticalLineLengthPixelQuantity>
```

15

16 220.1.5.10 Element <ansi-nist:ImageVerticalPixelDensityValue>

17 Cross reference: Part-1 Section 20.1.10 Field 15.010 Vertical pixel scale (VPS)

18 This mandatory element shall specify the integer pixel density used in the vertical direction of the
19 transmitted image providing <ansi-nist:ImageScaleUnitsCode> contains a "1" or a "2".
20 Otherwise, it indicates the vertical component of the pixel aspect ratio.

```
21     <ansi-nist:ImageVerticalPixelDensityValue>1200  
22     </ansi-nist:ImageVerticalPixelDensityValue>
```

23 220.1.5.11 Element <ansi-nist:FingerprintImageImpressionCaptureCategoryCode>

24 Cross reference: Part-1 Section 20.1.3 Field 15.003: Impression type (IMP)

25 This mandatory element shall indicate the manner by which the palmprint image information was
26 obtained. The appropriate code choice selected from Table 211 for palm shall be entered in this
27 element.

```
28     <ansi-  
29     nist:FingerprintImageImpressionCaptureCategoryCode>10  
30     </ansi-  
31     nist:FingerprintImageImpressionCaptureCategoryCode>
```

32 220.1.5.12 Element <ansi-nist:PalmPositionCode>

33 Cross reference: Part-1 Section 20.1.13 Field 15.013 Palmprint position (PLP)

34 This mandatory element shall contain the palmprint position that matches the palmprint image.
35 The decimal code number corresponding to the known or most probable palmprint position shall
36 be taken from Table 235 and entered as a two-character ASCII value.

1 <ansi-nist:PalmPositionCode>**28**</ansi-
2 nist:PalmPositionCode>

3 220.1.5.13 Element <itl:PalmprintImageQuality>

4 Cross reference: Part-1 Section 20.1.20 Field 15.024 NIST quality metric (PQM)

5 This optional complex element is used to specify one or more different metrics of palm image
6 quality score data for the image stored in this record. The meaning attributed to this metric must
7 be defined and interpreted by the producer of the scoring algorithm or by the person or system
8 used to assign the metric to the palm print image. The metric may be a predictor of AFIS matcher
9 accuracy performance or a different metric to indicate a value associated with the quality of the
10 palm print image for a particular function.

11 Element <itl:PalmprintImageQuality> shall have four child elements: <ansi-
12 nist:PalmPositionCode>, <ansi-nist:QualityAlgorithmProductIdentification>, <ansi-
13 nist:QualityAlgorithmVendorIdentification>, and <ansi-nist:QualityValue>.

14 The first information item is a palm position code; the information item <ansi-
15 nist:PalmPositionCode> shall contain a code chosen from Table 235. (This corresponds to the
16 first information item in 15.024.)

17 The other three items identify a quality score and the algorithm used to create the quality score.
18 This information is useful to enable the recipient of the quality score to differentiate between
19 quality scores generated by different algorithms and adjust for any differences in processing or
20 analysis as necessary.

21 • The information item <ansi-nist:QualityAlgorithmProductIdentification> and its child
22 <nc:IdentificationID> shall specify a numeric product code assigned by the vendor of the
23 quality algorithm, which may be registered with the IBIA, but registration is not required. It
24 indicates which of the vendor's algorithms was used in the calculation of the quality
25 score. This element contains the ASCII representation of the integer product code and
26 should be within the range 1 to 65535. Element <ansi-
27 nist:QualityAlgorithmProductIdentification> shall have a child element
28 <nc:IdentificationID>, which will contain the numeric product code datum. (This
29 corresponds to the fourth information item in 15.024.)

30 • The information item <ansi-nist:QualityAlgorithmVendorIdentification> and its child
31 <nc:IdentificationID> shall specify the ID of the vendor of the quality algorithm used to
32 calculate the quality score. This 4-digit hex value is assigned by IBIA and expressed as
33 four ASCII characters. The IBIA shall maintain the Vendor Registry of CBEFF Biometric
34 Organizations that will map the value in this element to a registered organization.
35 Element <ansi-nist:QualityAlgorithmVendorIdentification> shall have a child element
36 <nc:IdentificationID>, which will contain the vendor ID datum. (This corresponds to the
37 third information item in 15.024.)

38 • The information item <ansi-nist:QualityValue> shall be a quantitative expression of the
39 predicted matching performance of the biometric sample. This item contains the ASCII
40 representation of the integer image quality score between 0 and 100 assigned to the
41 image data by a quality algorithm. Higher values indicate better quality. An entry of
42 "255" shall indicate a failed attempt to calculate a quality score. An entry of "254" shall
43 indicate that no attempt to calculate a quality score was made. The use of additional

1 values to convey other information should be harmonized with ISO/IEC 19794 standards.
2 (This corresponds to the second information item in 15.024.)

3 The complex element <itl:PalmpPrintImageQuality> may be repeated for each quality algorithm
4 used.

```
5 <itl:PalmpPrintImageQuality>
6   <ansi-nist:PalmpPositionCode>28
7     </ansi-nist:PalmpPositionCode>
8   <ansi-
9 nist:QualityAlgorithmProductIdentification>
10
11   <nc:IdentificationID>28495</nc:IdentificationID>
12   </ansi-
13 nist:QualityAlgorithmProductIdentification>
14   <ansi-
15 nist:QualityAlgorithmVendorIdentification>
16
17   <nc:IdentificationID>FFF0</nc:IdentificationID>
18   </ansi-
19 nist:QualityAlgorithmVendorIdentification>
20   <ansi-nist:QualityValue>100</ansi-
21 nist:QualityValue>
22 </itl:PalmpPrintImageQuality>
```

23 **220.2 Additional variable-resolution palmpPrint image records**

24 Additional Type-15 records may be included in the file. For each additional palmpPrint image, a
25 complete Type-15 logical record is required.

26

27 **221 Type-16 user-defined testing image record**

28 The Type-16 logical record shall contain and be used to exchange image data together with
29 textual information fields pertinent to the digitized image. This logical record type allows the
30 standard to provide the ability to exchange images not addressed by other record types in the
31 standard. It is intended as the XML user-defined logical record to be used for developmental or
32 test purposes.

33 The image data contained in the Type-16 logical record may be in a compressed form. With the
34 exception of the XML elements described below, the format, parameters, and types of images to
35 be exchanged are undefined by this Standard and shall be agreed upon between the sender and
36 recipient.

37 **221.1 XML elements for the Type-16 logical record**

38 The following paragraphs describe the data contained in each of the elements for the Type-16
39 logical record.

1 Within a Type-16 logical record, entries shall be provided in XML elements. For each element of
2 the Type-16 record, Table 237 lists the "condition code" as being mandatory "M" or optional "O",
3 the XML tag name, and occurrence limits.

4 The Type-16 record shall be contained within this complex element:

5 **<itl:PackageImageRecord>**

6 [. . . Type 16 Record Content . . .]

7 **</itl:PackageImageRecord>**

8 In the subsections that follow, text in bold between opening and closing tags is informative and
9 only included for illustrative purposes, unless otherwise specifically stated (as it is for <ansi-
10 nist:RecordCategoryCode> for example).

11 **221.1.1 Record length**

12 Cross reference: Part-1 Section 21.1.1 Field 16.001: Logical record length (LEN)

13 There is no corresponding Part 2 XML element.

14 **221.1.2 Element <ansi-nist:RecordCategoryCode>**

15 This mandatory Part-2 element has no corresponding field in Part-1. It is used to identify the
16 record type. For the Type-16 record, it shall contain a value of 16.

```
17 <ansi-nist:RecordCategoryCode>16  
18 </ansi-nist:RecordCategoryCode>
```

19 **221.1.3 Element <ansi-nist:ImageReferenceIdentification>**

20 Cross reference: Part-1 Section 21.1.2 Field 16.002: Image designation character (IDC)

21 This mandatory complex element shall be used to identify the latent image data contained in the
22 record. The content of this element shall match the <ansi-nist:ImageReferenceIdentification>
23 found in the <ansi-nist:TransactionContentSummary> element of the Type-1 record.

24 Complex element <ansi-nist:ImageReferenceIdentification> shall contain the simple element
25 <nc:IdentificationID>, which shall contain the image reference identification datum.

```
26 <ansi-nist:ImageReferenceIdentification>  
27 <nc:IdentificationID>14</nc:IdentificationID>  
28 </ansi-nist:ImageReferenceIdentification>
```

29
30
31
32
33
34

1

Table 237 Type-16 Variable-resolution latent record

Part 1 Ident	Cond code	Part 1 Field Number	Part 2 XML Element Name	Occur count	
				min	Max
LEN		16.001			0
	M		<ansi-nist:RecordCategoryCode>	1	1
IDC	M	16.002	<ansi-nist:ImageReferenceIdentification>	1	1
UDF	O	16.200 – 16.998	<itl:UserDefinedFields>	--	--
	M		<itl:TestImage>	1	1
DATA	M	16.999	<nc:BinaryBase64Object>	1	1
UDI	M	16.003	<nc:BinaryDescriptionText>	1	1
BPX	M	16.012	<ansi-nist:ImageBitsPerPixelQuantity>	1	1
	M		<ansi-nist:ImageCaptureDetail>	1	1
UTD	M	16.005	<ansi-nist:CaptureDate>	1	1
SHPS	O	16.016	<ansi-nist:CaptureHorizontalPixelDensityValue>	0	1
SRC	M	16.004	<ansi-nist:CaptureOrganization>	1	1
SVPS	O	16.017	<ansi-nist:CaptureVerticalPixelDensityValue>	0	1
DMM	O	16.030	<ansi-nist:CaptureDeviceMonitoringModeCode>	0	1
CSP	O	16.013	<ansi-nist:ImageColorSpaceCode>	0	1
COM	O	16.020	<ansi-nist:ImageCommentText>	0	1
CGA	M	16.011	<ansi-nist:ImageCompressionAlgorithmText>	1	1
HLL	M	16.006	<ansi-nist:ImageHorizontalLineLengthPixelQuantity>	1	1
HPS	M	16.009	<ansi-nist:ImageHorizontalPixelDensityValue>	1	1
UQS	O	16.024	<ansi-nist:ImageQuality>	0	1
SLC	M	16.008	<ansi-nist:ImageScaleUnitsCode>	1	1
VLL	M	16.007	<ansi-nist:ImageVerticalLineLengthPixelQuantity>	1	1
VPS	M	16.010	<ansi-nist:ImageVerticalPixelDensityValue>	1	1

2

3 **221.1.4 Element <itl:UserDefinedFields>**

4 Cross reference: Part-1 Section 21.1.24 Fields 16.200-998: User-defined fields (UDF)

5 These elements are user-definable. Their size and content shall be defined by the user and be in
6 accordance with the receiving agency. If present they shall contain well-formed XML and ASCII
7 content values.

1 Complex element <itl:UserDefinedFields> is abstract, and as such is unusable by itself.
2 Implementers should define, in an extension schema, a substitution element containing user-
3 defined child elements from the user's domain.

4 A substitution element should be defined in a user's extension schema similar to this:

```
5     <xsd:element name="UserDefinedFields"  
6         substitutionGroup="itl:UserDefinedFields"  
7         type="user-domain:UserDefinedFieldsType"/>  
8  
9     <xsd:complexType name="UserDefinedFieldsType">  
10        <xsd:complexContent>  
11            <xsd:extension base="s:ComplexObjectType">  
12                <xsd:sequence>  
13                    <xsd:element ref="user-domain:OneField"/>  
14                    <xsd:element ref="user-domain:TwoField"/>  
15                </xsd:sequence>  
16            </xsd:extension>  
17        </xsd:complexContent>  
18    </xsd:complexType>
```

19 The element would then appear in an instance document like this:

```
20     <user-domain:UserDefinedFields>  
21         <user-domain:OneField>Text</user-domain:OneField>  
22         <user-domain:TwoField>Text</user-domain:TwoField>  
23     </user-domain:UserDefinedFields>
```

24 **221.1.5 Element <itl:TestImage>**

25 This mandatory complex element contains the remaining elements in the Type-16 record, as
26 described in the subsections below.

```
27     <itl:TestImage>  
28         [... Image elements ...]  
29     </itl:TestImage>
```

30 **221.1.5.1 Element <nc:BinaryBase64Object>**

31 Cross reference: Part-1 Section 21.1.25 Field 16.999: Image data (DATA)

32 This mandatory element shall contain all of the data from a captured latent image. The binary
33 image data shall be converted to ASCII characters using the Base64 encoding algorithm.

34 Each pixel of uncompressed grayscale data shall normally be quantized to eight bits (256 gray
35 levels) contained in a single byte. If the entry in <ansi-nist:ImageBitsPerPixelQuantity> is greater
36 than "8", the number of bytes required to represent a pixel will be different. If compression is
37 used, the pixel data shall be compressed in accordance with the compression technique specified
38 in <ansi-nist:ImageCompressionAlgorithmText>.

1 <nc:BinaryBase64Object>**base64 data**

2 </nc:BinaryBase64Object>

3 221.1.5.2 Element <nc:BinaryDescriptionText>

4 Cross reference: Part-1 Section 21.1.3 Field 16.003: User-defined image (UDI)

5 This mandatory element shall contain the type of user-defined image contained in this record. Its
6 content shall be defined by the user and be in accordance with the receiving agency.

7 <nc:BinaryDescriptionText>**Test Image**

8 </nc:BinaryDescriptionText>

9 221.1.5.3 Element <ansi-nist:ImageBitsPerPixelQuantity>

10 Cross reference: Part-1 Section 21.1.12 Field 16.012: Bits per pixel (BPX)

11 This mandatory element shall contain the number of bits used to represent a pixel. This element
12 shall contain an entry of "8" for normal grayscale values of "0" to "255". Any entry in this element
13 greater than "8" shall represent a grayscale pixel with increased precision.

14 <ansi-nist:ImageBitsPerPixelQuantity>**16**

15 </ansi-nist:ImageBitsPerPixelQuantity>

16 221.1.5.4 Element <ansi-nist:ImageCaptureDetail>

17 This mandatory complex element contains five child elements described in the subsections
18 below: <ansi-nist:CaptureDate>, <ansi-nist:CaptureHorizontalPixelDensityValue>, <ansi-
19 nist:CaptureOrganization>, <ansi-nist:CaptureVerticalPixelDensityValue>, and <ansi-
20 nist:CaptureDeviceMonitoringModeCode>.

21 <ansi-nist:ImageCaptureDetail>

22 [... Image capture elements ...]

23 </ansi-nist:ImageCaptureDetail>

24

25

26 221.1.5.4.1 Element <ansi-nist:CaptureDate>

27 Cross reference: Part-1 Section 21.1.5 Field 16.005: Latent capture date (UTD)

28 This mandatory element <ansi-nist:CaptureDate> shall contain the date that the image contained
29 in the record was captured. The date shall appear as eight digits, separated by dashes, in the
30 format YYYY-MM-DD. The YYYY characters shall represent the year the image was captured;
31 the MM characters shall be the tens and units values of the month; and the DD characters shall
32 be the tens and units values of the day in the month. For example, 2008-02-29 represents
33 February 29, 2008. The complete date must be a legitimate date.

34

1 Complex element <ansi-nist:CaptureDate> shall have the simple element <nc:Date>, which will
2 contain capture date data.

```
3     <ansi-nist:CaptureDate>  
4         <nc:Date>2008-02-29</nc:Date>  
5     </ansi-nist:CaptureDate>
```

6 221.1.5.4.2Element <ansi-nist:CaptureHorizontalPixelDensityValue>

7 Cross reference: Part-1 Section 21.1.15 Field 16.016: Scanned horizontal pixel scale (SHPS)

8 This optional element shall specify the horizontal pixel density used for the scanning of the
9 original impression providing <ansi-nist:ImageScaleUnitsCode> contains a "1" or a "2".
10 Otherwise, it indicates the horizontal component of the pixel aspect ratio.

```
11     <ansi-nist:CaptureHorizontalPixelDensityValue>500  
12     </ansi-nist:CaptureHorizontalPixelDensityValue>
```

13 221.1.5.4.3Element <ansi-nist:CaptureOrganization>

14 Cross reference: Part-1 Section 21.1.4 Field 16.004: Source agency / ORI (SRC)

15 This mandatory complex element <ansi-nist:CaptureOrganization> shall contain in
16 <nc:IdentificationID> the identification of the administration or organization that originally captured
17 the latent image contained in the record, and may contain in <nc:OrganizationName> the text
18 name of the organization. Normally, the ORI of the agency that captured the image will be
19 contained in <nc:IdentificationID>. Both <nc:IdentificationID> and <nc:OrganizationName> may
20 contain up to 36 identifying characters each and the data content of this element shall be defined
21 by the user and be in accordance with the receiving agency.

22 Element <ansi-nist:CaptureOrganization> shall have two child elements: a mandatory
23 <nc:OrganizationIdentification> and an optional <nc:OrganizationName>. Complex element
24 <nc:OrganizationIdentification> shall have a single child element <nc:IdentificationID>, which will
25 contain the alphanumeric organizational ID datum. Element <nc:OrganizationName> shall
26 contain the datum for the text name of the organization.

```
27     <ansi-nist:CaptureOrganization>  
28         <nc:OrganizationIdentification>  
29             <nc:IdentificationID>WI013415Y</nc:Identific  
30             ationID>  
31         </nc:OrganizationIdentification>  
32         <nc:OrganizationName>Text</nc:OrganizationName>  
33     </ansi-nist:CaptureOrganization>
```

34 221.1.5.4.4Element <ansi-nist:CaptureVerticalPixelDensityValue>

35 Cross reference: Part-1 Section 21.1.16 Field 16.017: Scanned vertical pixel scale (SVPS)

36 This optional element shall specify the vertical pixel density used for the scanning of the original
37 impression providing <ansi-nist:ImageScaleUnitsCode> contains a "1" or a "2". Otherwise, it
38 indicates the vertical component of the pixel aspect ratio.

39
40

```
1         <ansi-nist:CaptureVerticalPixelDensityValue>500
2         </ansi-
3         nist:CaptureVerticalPixelDensityValue>
```

4 221.1.5.4.5Element <ansi-nist:CaptureDeviceMonitoringModeCode>

5 Cross reference: Part-1 Section 21.1.22 Field 16.030 Device monitoring mode (DMM)

6 This optional element provides information describing the level of human monitoring for the image
7 capture device. This element will contain an entry from Table 219 to indicate the monitoring
8 mode of the biometric sample capture device.

```
9         <ansi-nist:CaptureDeviceMonitoringModeCode>ASSISTED
10        </ansi-nist:CaptureDeviceMonitoringModeCode>
```

11 221.1.5.5Element <ansi-nist:ImageColorSpaceCode>

12 Cross reference: Part-1 Section 21.1.13 Field 16.013: Color space (CSP)

13 This mandatory element shall contain an ASCII entry from Table 203 to identify the color space
14 used to exchange the image data. If the color space for an RGB image cannot be determined, an
15 entry of "RGB" shall be entered in this element. The description for <ansi-
16 nist:ImageColorSpaceCode> in the Type-10 record contains additional information for the color
17 space element.

```
18        <ansi-nist:ImageColorSpaceCode>YCC
19        </ansi-nist:ImageColorSpaceCode>
```

20 221.1.5.6Element <ansi-nist:ImageCommentText>

21 Cross reference: Part-1 Section 21.1.18 Field 16.020: Comment (COM)

22 This optional element may be used to insert comments or other ASCII text information with the
23 latent image data.

```
24        <ansi-nist:ImageCommentText>Text</ansi-
25        nist:ImageCommentText>
```

26 221.1.5.7Element <ansi-nist:ImageCompressionAlgorithmText>

27 Cross reference: Part-1 Section 21.1.11 Field 16.011: Compression algorithm (CGA)

28 This mandatory element shall specify the algorithm used to compress the transmitted grayscale
29 images. A value of "NONE" in this element indicates that the data contained in this record is
30 uncompressed. For those images that are to be losslessly compressed, this element shall contain
31 the text value from Table 201 to indicate the compression method used for the latent fingerprint
32 images. See Section 205.6.1 for additional information on the usage of JPEG 2000 for the
33 compression of fingerprint images. The domain registrar shall maintain a registry of acceptable
34 compression techniques and corresponding codes that may be used as they become available.
35 Falafel

```
36        <ansi-nist:ImageCompressionAlgorithmText>JPEGB
37        </ansi-nist:ImageCompressionAlgorithmText>
```


1 221.1.5.8 Element <ansi-nist:ImageHorizontalLineLengthPixelQuantity>

2 Cross reference: Part-1 Section 21.1.6 Field 16.006: Horizontal line length (HLL)

3 This mandatory element shall contain the number of pixels contained on a single horizontal line of
4 the transmitted image.

```
5     <ansi-nist:ImageHorizontalLineLengthPixelQuantity>80  
6     </ansi-  
7     nist:ImageHorizontalLineLengthPixelQuantity>
```

8 221.1.5.9 Element <ansi-nist:ImageHorizontalPixelDensityValue>

9 Cross reference: Part-1 Section 21.1.9 Field 16.009: Horizontal pixel scale (HPS)

10 This mandatory element shall specify the integer pixel density used in the horizontal direction of
11 the transmitted image providing <ansi-nist:ImageScaleUnitsCode> contains a "1" or a "2".
12 Otherwise, it indicates the horizontal component of the pixel aspect ratio.

```
13     <ansi-nist:CaptureHorizontalPixelDensityValue>1200  
14     </ansi-nist:CaptureHorizontalPixelDensityValue>
```

15 221.1.5.10 Element <ansi-nist:ImageQuality>

16 Cross reference: Part-1 Section 21.1.20 Field 16.024: User-defined testing quality score (UQS)

17 This optional complex element shall specify a quality score for the user-defined testing image
18 stored in this record. This element shall have three child elements: <ansi-
19 nist:QualityAlgorithmProductIdentification>, <ansi-nist:QualityValue>, and <ansi-
20 nist:QualityMeasureVendorIdentification>. They identify a quality score and the algorithm used to
21 create the quality score. This information is useful to enable the recipient of the quality score to
22 differentiate between quality scores generated by different algorithms and adjust for any
23 differences in processing or analysis as necessary.

24 1. The information item <ansi-nist:QualityAlgorithmProductIdentification> and its child
25 <nc:IdentificationID> shall specify a numeric product code assigned by the vendor of the
26 quality algorithm, which may be registered with the IBIA, but registration is not required. It
27 indicates which of the vendor's algorithms was used in the calculation of the quality
28 score. This element contains the ASCII representation of the integer product code and
29 should be within the range 1 to 65535. Element <ansi-
30 nist:QualityAlgorithmProductIdentification> shall have a child element
31 <nc:IdentificationID>, which will contain the numeric product code datum. (This
32 corresponds to the third information item in 16.024.)

33 2. The information item <ansi-nist:QualityValue> shall be a quantitative expression of the
34 predicted matching performance of the biometric sample. This item contains the ASCII
35 representation of the integer image quality score between 0 and 100 assigned to the
36 image data by a quality algorithm. Higher values indicate better quality. An entry of
37 "255" shall indicate a failed attempt to calculate a quality score. An entry of "254" shall
38 indicate that no attempt to calculate a quality score was made. The use of additional
39 values to convey other information should be harmonized with ISO/IEC 19794 standards.
40 (This corresponds to the first information item in 16.024.)

1 3. The information item `<ansi-nist:QualityMeasureVendorIdentification>` and its child
2 `<nc:IdentificationID>` shall specify the ID of the vendor of the quality algorithm used to
3 calculate the quality score. This 4-digit hex value is assigned by IBIA and expressed as
4 four ASCII characters. The IBIA shall maintain the Vendor Registry of CBEFF Biometric
5 Organizations that will map the value in this element to a registered organization.
6 Element `<ansi-nist:QualityAlgorithmVendorIdentification>` shall have a child element
7 `<nc:IdentificationID>`, which will contain the vendor ID datum. (This corresponds to the
8 second information item in 16.024.)

```
9         <ansi-nist:ImageQuality>
10             <ansi-
11 nist:QualityAlgorithmProductIdentification>
12
13             <nc:IdentificationID>28495</nc:IdentificationID>
14             </ansi-
15 nist:QualityAlgorithmProductIdentification>
16             <ansi-nist:QualityValue>100</ansi-
17 nist:QualityValue>
18             <ansi-nist:
19 QualityMeasureVendorIdentification>
20
21             <nc:IdentificationID>FFF0</nc:IdentificationID>
22             </ansi-nist:
23 QualityMeasureVendorIdentification>
24             </ansi-nist: ImageQuality>
```

25 221.1.5.11 Element `<ansi-nist:ImageScaleUnitsCode>`

26 Cross reference: Part-1 Section 21.1.8 Field 16.008: Scale units (SLC)

27 This mandatory element shall specify the units used to describe the image sampling frequency
28 (pixel density). A "1" in this element indicates pixels per inch, or a "2" indicates pixels per
29 centimeter. A "0" in this element indicates no scale is given. For this case, the quotient of
30 HPS/VPS gives the pixel aspect ratio.

```
31         <ansi-nist:ImageScaleUnitsCode>1</ansi-
32 nist:ImageScaleUnitsCode>
```

33 221.1.5.12 Element `<ansi-nist:ImageVerticalLineLengthPixelQuantity>`

34 Cross reference: Part-1 Section 21.1.7 Field 16.007: Vertical line length (VLL)

35 This mandatory element shall contain the number of horizontal lines contained in the transmitted
36 image.

```
37         <ansi-nist:ImageVerticalLineLengthPixelQuantity>65
38             </ansi-nist:ImageVerticalLineLengthPixelQuantity>
```

39

1 221.1.5.13 Element <ansi-nist:ImageVerticalPixelDensityValue>

2 Cross reference: Part-1 Section 21.1.10 Field 16.010: Vertical pixel scale (VPS)

3 This mandatory element shall specify the integer pixel density used in the vertical direction of the
4 transmitted image providing <ansi-nist:ImageScaleUnitsCode> contains a "1" or a "2".
5 Otherwise, it indicates the vertical component of the pixel aspect ratio.

```
6 <ansi-nist:ImageVerticalPixelDensityValue>1200  
7 </ansi-nist:ImageVerticalPixelDensityValue>
```

8 **221.2 Additional variable-resolution latent image records**

9 Additional Type-16 records may be included in the file. For each additional latent image, a
10 complete Type-16 logical record is required.

11 **222 Type-17 Iris image record**

12 **222.1 General**

13 The Part-2 XML version of the Type-17 logical record shall contain and be used to exchange
14 generic iris image data using mandatory elements of this record type. Optional elements may be
15 used to exchange additional information available in the INCITS 379-2004 – Iris Image
16 Interchange Format standard and the ISO/IEC 19794-6 iris image data interchange format
17 standard. Images may be monochrome or color with 256 or more intensity levels (grey or per-
18 color component), and vary in size depending on field of view and compression.

19 The iris standards specify two alternative image interchange formats for biometric authentication
20 systems that utilize iris recognition. The first, which is represented in this record type, is based on
21 a rectilinear image storage format that specifies a raw, uncompressed or compressed array of
22 intensity values. The second is an image data format based on a polar image specification and is
23 not represented in this logical record type. If such a polar representation is required for a specific
24 application, a Type-99 CBEFF biometric data record may be used.

25 **222.2 XML elements for the Type-17 logical record**

26 The following paragraphs describe the data contained in each of the elements for the Type-17
27 logical record.

28 Within a Type-17 logical record, entries shall be provided in XML elements. For each element of
29 the Type-17 record, Table 238 lists the "condition code" as being mandatory "M" or optional "O",
30 the XML tag name, and occurrence limits. It is required that all elements of the record are
31 ordered as described in the subsections below.

32 The Type-17 record shall be contained within this complex element:

```
33 <itl:PackageImageRecord>  
34     [ . . . Type 17 Record Content . . . ]  
35 </itl:PackageImageRecord>
```

1 In the subsections that follow, text in bold between opening and closing tags is informative and
 2 only included for illustrative purposes, unless otherwise specifically stated (as it is for <ansi-
 3 nist:RecordCategoryCode> for example).

4

5

Table 238 Type-17 Iris image record layout

Part 1 Ident	Cond code	Part 1 Field Number	Part 2 XML Element Name	Occur count	
				min	Max
LEN		17.001			0
	M		<ansi-nist:RecordCategoryCode>	1	1
IDC	M	17.002	<ansi-nist:ImageReferenceIdentification>	1	1
UDF	O	17.200 – 17.998	<itl:UserDefinedFields>	0	Unlim
	M		<itl:IrisImage>	1	1
DATA	M	17.999	<nc:BinaryBase64Object>	1	1
BPX	M	17.012	<ansi-nist:ImageBitsPerPixelQuantity>	1	1
			<ansi-nist:ImageCaptureDetail>	1	1
ICD	M	17.005	<ansi-nist:CaptureDate>	1	1
SHPS	O	17.022	<ansi-nist:CaptureHorizontalPixelDensityValue>	0	1
SRC	M	17.004	<ansi-nist:CaptureOrganization>	1	1
SVPS	O	17.023	<ansi-nist:CaptureVerticalPixelDensityValue>	0	1
DMM	O	17.030	<ansi-nist:CaptureDeviceMonitoringModeCode>	0	1
CSP	M	17.013	<ansi-nist:ImageColorSpaceCode>	1	1
COM	O	17.021	<ansi-nist:ImageCommentText>	0	Unlim
CGA	M	17.011	<ansi-nist:ImageCompressionAlgorithmText>	1	1
HLL	M	17.006	<ansi-nist:ImageHorizontalLineLengthPixelQuantity>	1	1
HPS	M	17.009	<ansi-nist:ImageHorizontalPixelDensityValue>	1	1
IQS	O	17.024	<ansi-nist:ImageQuality>	0	1
SLC	M	17.008	<ansi-nist:ImageScaleUnitsCode>	1	1
VLL	M	17.007	<ansi-nist:ImageVerticalLineLengthPixelQuantity>	1	1
VPS	M	17.010	<ansi-nist:ImageVerticalPixelDensityValue>	1	1
FID	M	17.003	<ansi-nist:IrisEyePositionCode>	1	1
RAE	O	17.014	<ansi-nist:IrisEyeRotationAngleMeasure>	0	1
RAU	O	17.015	<ansi-nist:IrisEyeRotationUncertaintyValueText>	0	1

Part 1 Ident	Cond code	Part 1 Field Number	Part 2 XML Element Name	Occur count	
				min	Max
			<ansi-nist:IrisImageCapture>		
GUI	O	17.018	<ansi-nist:CaptureDeviceGlobalIdentification>	0	1
DUI	O	17.017	<ansi-nist:CaptureDeviceIdentification>	0	1
MMS	O	17.019	<ansi-nist:CaptureDeviceMakeText>	0	1
	O		<ansi-nist:CaptureDeviceModelText>	0	1
	O		<ansi-nist:CaptureDeviceSerialNumberText>	0	1
IPC	O	17.016	<ansi-nist:IrisImageHorizontalOrientationCode>	0	1
	O		<ansi-nist:IrisImageScanCategoryCode>	0	1
	O		<ansi-nist:IrisImageVerticalOrientationCode>	0	1
ECL	O	17.020	<ansi-nist:IrisEyeColorAttributeCode>	0	1
ALS	O	17.025	<ansi-nist:IrisImageAcquisitionLightingSpectrumValue>	0	1
IRD	O	17.026	<itl:IrisDiameterPixelQuantity>	0	1

1

2 **222.2.1 Record length**

3 Cross reference: Part-1 Section 22.2.1 Field 17.001: Logical record length (LEN)

4 There is no corresponding Part-2 XML element.

5 **222.2.2 Element <ansi-nist:RecordCategoryCode>**6 This mandatory Part-2 element has no corresponding field in Part-1. It is used to identify the
7 record type. For the Type-17 record, it shall contain a value of 17.8 <ansi-nist:RecordCategoryCode>17</ansi-
9 nist:RecordCategoryCode>10 **222.2.3 Element <ansi-nist:ImageReferenceIdentification>**

11 Cross reference: Part-1 Section 22.2.2 Field 17.002: Image designation character (IDC)

12 This mandatory complex element shall be used to identify the iris image data contained in the
13 record. The content of this element shall match the <ansi-nist:ImageReferenceIdentification>
14 found in the <ansi-nist:TransactionContentSummary> element of the Type-1 record.15 Complex element <ansi-nist:ImageReferenceIdentification> shall contain the simple element
16 <nc:IdentificationID>, which shall contain the image reference identification datum.

17

18

```
1      <ansi-nist:ImageReferenceIdentification>
2          <nc:IdentificationID>13</nc:IdentificationID>
3      </ansi-nist:ImageReferenceIdentification>
```

4 **222.2.4 Element <itl:UserDefinedFields>**

5 Cross reference: Part-1 Section 22.2.30 Fields 17.200-998: User-defined fields (UDF)

6 These elements are user-definable. Their size and content shall be defined by the user and be in
7 accordance with the receiving agency. If present they shall contain well-formed XML and ASCII
8 content values.

9 Complex element <itl:UserDefinedFields> is abstract, and as such is unusable by itself.
10 Implementers should define, in an extension schema, a substitution element containing user-
11 defined child elements from the user's domain.

12 A substitution element should be defined in a user's extension schema similar to this:

```
13      <xsd:element name="UserDefinedFields"
14          substitutionGroup="itl:UserDefinedFields"
15          type="user-domain:UserDefinedFieldsType"/>
16
17      <xsd:complexType name="UserDefinedFieldsType">
18          <xsd:complexContent>
19              <xsd:extension base="s:ComplexObjectType">
20                  <xsd:sequence>
21                      <xsd:element ref="user-domain:OneField"/>
22                      <xsd:element ref="user-domain:TwoField"/>
23                  </xsd:sequence>
24              </xsd:extension>
25          </xsd:complexContent>
26      </xsd:complexType>
```

27 The element would then appear in an instance document like this:

```
28      <user-domain:UserDefinedFields>
29          <user-domain:OneField>Text</user-domain:OneField>
30          <user-domain:TwoField>Text</user-domain:TwoField>
31      </user-domain:UserDefinedFields>
```

32 **222.2.5 Element <itl:IrisImage>**

33 This is a mandatory complex element. All of the remaining elements in the Type-17 record are
34 nested within, as described in the subsections below.

```
35      <itl:IrisImage>
36          [... Image elements ...]
37      </itl:IrisImage>
```

38

1 222.2.5.1 Element <nc:BinaryBase64Object>

2 Cross reference: Part-1 Section 22.2.31 Field 17.999: Image data (DATA)

3 This mandatory element shall contain the iris image. The binary image data shall be converted to
4 ASCII characters using the Base64 encoding algorithm.

```
5 <nc:BinaryBase64Object>base64  
6 data</nc:BinaryBase64Object>
```

7 222.2.5.2 Element <ansi-nist:ImageBitsPerPixelQuantity>

8 Cross reference: Part-1 Section 22.2.12 Field 17.012: Bits per pixel (BPX)

9 This mandatory element shall contain the number of bits used to represent a pixel. This element
10 shall contain an entry of "8" for normal grayscale values of "0" to "255" or each RGB color
11 component. Any entry in this element greater than "8" shall represent a grayscale pixel with
12 increased precision.

```
13 <ansi-nist:ImageBitsPerPixelQuantity>16  
14 </ansi-nist:ImageBitsPerPixelQuantity>
```

15 222.2.5.3 Element <ansi-nist:ImageCaptureDetail>

16 This mandatory complex element contains five child elements described in the subsections
17 below: <ansi-nist:CaptureDate>, <ansi-nist:CaptureHorizontalPixelDensityValue>, <ansi-
18 nist:CaptureOrganization>, <ansi-nist:CaptureVerticalPixelDensityValue>, and <ansi-
19 nist:CaptureDeviceMonitoringModeCode>.

```
20 <ansi-nist:ImageCaptureDetail>  
21 [... Image capture elements ...]  
22 </ansi-nist:ImageCaptureDetail>
```

23 222.2.5.3.1 Element <ansi-nist:CaptureDate>

24 Cross reference: Part-1 Section 22.2.5 Field 17.005: Iris capture date (ICD)

25 This mandatory element <ansi-nist:CaptureDate> shall contain the date that the iris image
26 contained in the record was captured. The date shall appear as eight digits, separated by dashes,
27 in the format YYYY-MM-DD. The YYYY characters shall represent the year the image was
28 captured; the MM characters shall be the tens and units values of the month; and the DD
29 characters shall be the tens and units values of the day in the month. For example, 2008-02-29
30 represents February 29, 2008. The complete date must be a legitimate date.

31 Complex element <ansi-nist:CaptureDate> shall have the simple element <nc:Date>, which will
32 contain capture date data.

```
33 <ansi-nist:CaptureDate>  
34 <nc:Date>2008-02-29</nc:Date>  
35 </ansi-nist:CaptureDate>
```

36

1 222.2.5.3.2Element <ansi-nist:CaptureHorizontalPixelDensityValue>

2 Cross reference: Part-1 Section 22.2.22 Field 17.022: Scanned horizontal pixel scale (SHPS)

3 This optional element shall specify the horizontal pixel density used for the scanning of the
4 original impression providing <ansi-nist:ImageScaleUnitsCode> contains a "1" or a "2".
5 Otherwise, it indicates the horizontal component of the pixel aspect ratio.

```
6     <ansi-nist:CaptureHorizontalPixelDensityValue>500  
7     </ansi-nist:CaptureHorizontalPixelDensityValue>
```

8 222.2.5.3.3Element <ansi-nist:CaptureOrganization>

9 Cross reference: Part-1 Section 22.2.4 Field 17.004: Source agency / ORI (SRC)

10 This mandatory complex element <ansi-nist:CaptureOrganization> shall contain in
11 <nc:IdentificationID> the identification of the administration or organization that originally captured
12 the iris image contained in the record, and may contain in <nc:OrganizationName> the text name
13 of the organization. Normally, the ORI of the agency that captured the image will be contained in
14 <nc:IdentificationID>. Both <nc:IdentificationID> and <nc:OrganizationName> may contain up to
15 36 identifying characters each and the data content of this element shall be defined by the user
16 and be in accordance with the receiving agency.

17 Element <ansi-nist:CaptureOrganization> shall have two child elements: a mandatory
18 <nc:OrganizationIdentification> and an optional <nc:OrganizationName>. Complex element
19 <nc:OrganizationIdentification> shall have a single child element <nc:IdentificationID>, which will
20 contain the alphanumeric organizational ID datum. Element <nc:OrganizationName> shall
21 contain the datum for the text name of the organization.

```
22     <ansi-nist:CaptureOrganization>  
23         <nc:OrganizationIdentification>  
24             <nc:IdentificationID>WI013415Y</nc:Identific  
25             ationID>  
26         </nc:OrganizationIdentification>  
27         <nc:OrganizationName>Text</nc:OrganizationName>  
28     </ansi-nist:CaptureOrganization>
```

29 222.2.5.3.4Element <ansi-nist:CaptureVerticalPixelDensityValue>

30 Cross reference: Part-1 Section 22.2.23 Field 17.023: Scanned vertical pixel scale (SVPS)

31 This optional element shall specify the vertical pixel density used for the scanning of the original
32 impression providing <ansi-nist:ImageScaleUnitsCode> contains a "1" or a "2". Otherwise, it
33 indicates the vertical component of the pixel aspect ratio.

```
34     <ansi-nist:CaptureVerticalPixelDensityValue>500  
35     </ansi-  
36     nist:CaptureVerticalPixelDensityValue>
```

37
38

1 222.2.5.3.5 Element <ansi-nist:CaptureDeviceMonitoringModeCode>

2 Cross reference: Part-1 Section 22.2.28 Field 10.030: Device monitoring mode (DMM)

3 This optional element provides information describing the level of human monitoring for the image
4 capture device. This element will contain an entry from Table 219 to indicate the monitoring
5 mode of the biometric sample capture device.

```
6 <ansi-nist:CaptureDeviceMonitoringModeCode>ASSISTED  
7 </ansi-nist:CaptureDeviceMonitoringModeCode>
```

8 222.2.5.4 Element <ansi-nist:ImageColorSpaceCode>

9 Cross reference: Part-1 Section 22.2.13 Field 17.013: Color space (CSP)

10 This mandatory element shall contain an ASCII entry from Table 203 to identify the color space
11 used to exchange the image data. If the color space for an RGB image cannot be determined, an
12 entry of "RGB" shall be entered in this element. The description for <ansi-
13 nist:ImageColorSpaceCode> in the Type-10 record contains additional information for the color
14 space element.

```
15 <ansi-nist:ImageColorSpaceCode>YCC  
16 </ansi-nist:ImageColorSpaceCode>
```

17 222.2.5.5 Element <ansi-nist:ImageCommentText>

18 Cross reference: Part-1 Section 22.2.21 Field 17.021: Comment (COM)

19 This optional element may be used to insert comments or other ASCII text information with the
20 iris image data.

21 The simple element <ansi-nist:ImageCommentText> may have multiple occurrences if the
22 sending and receiving agencies agree to have multiple, separate comments.

```
23 <ansi-nist:ImageCommentText>Text</ansi-  
24 nist:ImageCommentText>  
25 <ansi-nist:ImageCommentText>Text</ansi-  
26 nist:ImageCommentText>
```

27 222.2.5.6 Element <ansi-nist:ImageCompressionAlgorithmText>

28 Cross reference: Part-1 Section 22.2.11 Field 17.011: Compression algorithm (CGA)

29 This mandatory element shall specify the algorithm used to compress the color or grayscale
30 images. Table 201 contains the codes for the compression methods. An entry of "NONE" in this
31 field indicates that the data contained in this record is uncompressed. The image shall be
32 represented as an array of n rows by m columns by at least 8-bit pixels. Each pixel in a
33 monochrome image shall be represented by eight or more bits. Color images shall be
34 represented as a sequential sample of a red, green, and blue intensity for each pixel. The image
35 shall be organized in row-major order, with the lowest address corresponding to the upper left
36 corner of the image.

1 For those images that are to be compressed, the method for the compression of iris images is
2 specified by the baseline mode of the JPEG algorithm or JPEG 2000. For best results, the
3 compression ratio should not exceed 6:1.

```
4     <ansi-nist:ImageCompressionAlgorithmText>JPEGB  
5     </ansi-nist:ImageCompressionAlgorithmText>
```

6 222.2.5.7 Element <ansi-nist:ImageHorizontalLineLengthPixelQuantity>

7 Cross reference: Part-1 Section 22.2.6 Field 17.006: Horizontal line length (HLL)

8 This mandatory element shall contain the number of pixels contained on a single horizontal line of
9 the transmitted image.

```
10     <ansi-nist:ImageHorizontalLineLengthPixelQuantity>80  
11     </ansi-  
12     nist:ImageHorizontalLineLengthPixelQuantity>
```

13 222.2.5.8 Element <ansi-nist:ImageHorizontalPixelDensityValue>

14 Cross reference: Part-1 Section 22.2.9 Field 17.009: Horizontal pixel scale (HPS)

15 This mandatory element shall specify the integer pixel density used in the horizontal direction of
16 the transmitted image providing <ansi-nist:ImageScaleUnitsCode> contains a "1" or a "2".
17 Otherwise, it indicates the horizontal component of the pixel aspect ratio.

```
18     <ansi-nist:CaptureHorizontalPixelDensityValue>1200  
19     </ansi-nist:CaptureHorizontalPixelDensityValue>
```

20 222.2.5.9 Element <ansi-nist:ImageQuality>

21 Cross reference: Part-1 Section 22.2.24 Field 17.024: Image Quality Score (IQS)

22 This optional element shall specify quality score data for the iris image stored in this record.
23 There are three child elements. They identify a quality score and the algorithm used to create the
24 quality score. This information is useful to enable the recipient of the quality score to differentiate
25 between quality scores generated by different algorithms and adjust for any differences in
26 processing or analysis as necessary.

27 The parent element <ansi-nist:ImageQuality> may have multiple occurrences, one for each
28 quality algorithm used.

29 1. The child element <ansi-nist:QualityAlgorithmProductIdentification> shall specify a
30 numeric product code assigned by the vendor of the quality algorithm, which may be registered
31 with the IBIA, but it is not required to be registered. It indicates which of the vendor's algorithms
32 was used in the calculation of the quality score. This complex element contains a child element
33 <nc:IdentificationID> which contains the ASCII representation of the integer product code and
34 should be within the range 1 to 65,535.

35 2. The child element <ansi-nist:QualityValue> shall be a quantitative expression of the
36 predicted matching performance of the biometric sample. This element contains the ASCII
37 representation of the integer image quality score between 0 and 100 assigned to the image data
38 by a quality algorithm. Higher values indicate better quality. An entry of "255" shall indicate a
39 failed attempt to calculate a quality score. An entry of "254" shall indicate that no attempt to

1 calculate a quality score was made. The use of additional values to convey other information
2 should be harmonized with ISO/IEC 19794 standards.

3 3. The child element <ansi-nist:QualityMeasureVendorIdentification> shall specify the ID of
4 the vendor of the quality algorithm used to calculate the quality score. This 4-digit hex value is
5 assigned by IBIA and expressed as four ASCII characters. The IBIA shall maintain the Vendor
6 Registry of CBEFF Biometric Organizations that will map the value in this element to a registered
7 organization. This complex element contains a child element <nc:IdentificationID> which shall
8 contain the identification datum.

```
9     <ansi-nist:ImageQuality>
10         <ansi-nist:QualityAlgorithmProductIdentification>
11             <nc:IdentificationID>28488</nc:Identificatio
12                 nID>
13         </ansi-
14             nist:QualityAlgorithmProductIdentification>
15         <ansi-nist:QualityValue>100
16             </ansi-nist:QualityValue>
17         <ansi-nist:QualityMeasureVendorIdentification>
18             <nc:IdentificationID>FFF0</nc:Identification
19                 ID>
20         </ansi-nist:QualityMeasureVendorIdentification>
21 </ansi-nist:ImageQuality>
```

22 222.2.5.10 Element <ansi-nist:ImageScaleUnitsCode>

23 Cross reference: Part-1 Section 22.2.8 Field 17.008: Scale units (SLC)

24 This mandatory element shall specify the units used to describe the image sampling frequency
25 (pixel density). A "1" in this element indicates pixels per inch, or a "2" indicates pixels per
26 centimeter. A "0" in this element indicates no scale is given. For this case, the quotient of
27 HPS/VPS gives the pixel aspect ratio.

```
28     <ansi-nist:ImageScaleUnitsCode>1</ansi-
29         nist:ImageScaleUnitsCode>
```

30 222.2.5.11 Element <ansi-nist:ImageVerticalLineLengthPixelQuantity>

31 Cross reference: Part-1 Section 22.2.7 Field 17.007: Vertical line length (VLL)

32 This mandatory element shall contain the number of horizontal lines contained in the transmitted
33 image.

```
34     <ansi-nist:ImageVerticalLineLengthPixelQuantity>65
35         </ansi-nist:ImageVerticalLineLengthPixelQuantity>
36
```

37 222.2.5.12 Element <ansi-nist:ImageVerticalPixelDensityValue>

38 Cross reference: Part-1 Section 22.2.10 Field 17.010: Vertical pixel scale (VPS)

1 This mandatory element shall specify the integer pixel density used in the vertical direction of
2 the transmitted image providing `<ansi-nist:ImageScaleUnitsCode>` contains a "1" or a "2".
3 Otherwise, it indicates the vertical component of the pixel aspect ratio.

```
4     <ansi-nist:ImageVerticalPixelDensityValue>1200  
5     </ansi-nist:ImageVerticalPixelDensityValue>
```

6 222.2.5.13 Element `<ansi-nist:IrisEyePositionCode>`

7 Cross reference: Part-1 Section 22.2.3 Field 17.003: Feature identifier (FID)

8 This mandatory element shall contain an identifier for the eye represented by the image in the
9 record. An entry of "0" in this element indicates that the image in this record is undefined. An
10 entry of "1" in this element indicates that the image in this record is the subject's right eye. An
11 entry of "2" in this element indicates that the image in this record is the subject's left eye.

```
12     <ansi-nist:IrisEyePositionCode>2  
13     </ansi-nist:IrisEyePositionCode>
```

14 222.2.5.14 Element `<ansi-nist:IrisEyeRotationAngleMeasure>`

15 Cross reference: Part-1 Section 22.2.14 Field 17.014: Rotation Angle of Eye (RAE)

16 This optional element shall indicate the rotation angle of the eye. For rectilinear images, rotation
17 angle = round (65536 * angle / 360) modulo 65536. The angle is measured in degrees from
18 horizontal to the interpupillary line. The value "FFFF" indicates rotation angle of eye is undefined.

```
19     <ansi-nist:IrisEyeRotationAngleMeasure>8192  
20     </ansi-nist:IrisEyeRotationAngleMeasure>
```

21 222.2.5.15 Element `<ansi-nist:IrisEyeRotationUncertaintyValueText>`

22 Cross reference: Part-1 Section 22.2.15 Field 17.015: Rotation Uncertainty (RAU)

23 This optional field shall indicate the rotation uncertainty. The rotation uncertainty is equal to
24 [round (65536 * uncertainty / 180)]. The uncertainty is measured in degrees and is the absolute
25 value of maximum error. The value "FFFF" indicates uncertainty is undefined.

```
26     <ansi-nist:IrisEyeRotationUncertainty>FFFF  
27     </ansi-nist:IrisEyeRotationUncertainty>
```

28

29 222.2.5.16 Element `<ansi-nist:IrisImageCapture>`

30 This mandatory complex element contains eight child elements described in the subsections
31 below. The eight child elements shall be contained within this parent element:

```
32     <ansi-nist:IrisImageCapture>  
33         [... Iris image capture elements ...]  
34     </ansi-nist:IrisImageCapture>
```

1 222.2.5.16.1 Element <ansi-nist:CaptureDeviceGlobalIdentification>

2 Cross reference: Part-1 Section 22.2.18 Field 17.018: Global Unique Identifier (GUI)

3 This optional element shall contain a 16-byte string to indicate a GUID – a globally unique
4 identifier.

5 Complex element <ansi-nist:CaptureDeviceGlobalIdentification> shall have the simple element
6 <nc:IdentificationID>, which will contain the identifier datum.

```
7     <ansi-nist:CaptureDeviceGlobalIdentification>
8
9         <nc:IdentificationID>A2849B293059C200</nc:Identif
10    icationID>
11     </ansi-nist:CaptureDeviceGlobalIdentification>
```

12 222.2.5.16.2 Element <ansi-nist:CaptureDeviceIdentification>

13 Cross reference: Part-1 Section 22.2.17 Field 17.017: Device Unique Identifier (DUI)

14 This optional element shall contain a sixteen-byte string uniquely identifying the device or source
15 of the data. This data can be one of: (1) Device Serial number, identified by the first character “D”,
16 (2) Host PC Mac address, identified by the first character “M”, (3) Host PC processor ID, identified
17 by the first character “P”, and (4) No serial number, identified by all zero’s.

18 Complex element <ansi-nist:CaptureDeviceIdentification> shall have the simple element
19 <nc:IdentificationID>, which will contain the identifier datum.

```
20     <ansi-nist:CaptureDeviceIdentification>
21
22         <nc:IdentificationID>P270NEIS67830001</nc:Identif
23    icationID>
24     </ansi-nist:CaptureDeviceIdentification>
```

25 222.2.5.16.3 Element <ansi-nist:CaptureDeviceMakeText>

26 Cross reference: Part-1 Section 22.2.19 Field 17.019: Make/Model/Serial Number (MMS),
27 subfield make

28 This optional element contains the make for the iris capture device. This information item shall be
29 1 to 50 characters. This information item may indicate that information is unknown with the value
30 “0”.

```
31     <ansi-nist:CaptureDeviceMakeText>Text
32     </ansi-nist:CaptureDeviceMakeText>
```

33 222.2.5.16.4 Element <ansi-nist:CaptureDeviceModelText>

34 Cross reference: Part-1 Section 22.2.19 Field 17.019: Make/Model/Serial Number (MMS),
35 subfield model

36 This optional element contains the model for the iris capture device. This information item shall
37 be 1 to 50 characters. This information item may indicate that information is unknown with the
38 value “0”.

1 <ansi-nist:CaptureDeviceModelText>**Text**
2 </ansi-nist:CaptureDeviceModelText>

3 222.2.5.16.5 Element <ansi-nist:CaptureDeviceSerialNumberText>

4 Cross reference: Part-1 Section 22.2.19 Field 17.019: Make/Model/Serial Number (MMS),
5 subfield serial number

6 This optional element contains the serial number for the iris capture device. This information item
7 shall be 1 to 50 characters. This information item may indicate that information is unknown with
8 the value "0".

9 <ansi-nist:CaptureDeviceSerialNumberText>**Text**
10 </ansi-nist:CaptureDeviceSerialNumberText>

11 222.2.5.16.6 Element <ansi-nist:IrisImageHorizontalOrientationCode>

12 Cross reference: Part-1 Section 22.2.16 Field 17.016: Image Property Code (IPC), subfield
13 horizontal orientation

14 This optional element shall contain the horizontal orientation of the image.

15 Values for Horizontal Orientation shall be one of: "0" for Undefined, "1" for Base, or "2" for
16 Flipped. "Base" orientation refers to images corresponding to the view facing the subject, where
17 the nasal side of subject's left eye or outer edge of the subject's right eye is on the left side the of
18 image. "Flipped" orientation refers to images where the orientation is opposite from that
19 described for "Base".

20 <ansi-nist:IrisImageHorizontalOrientationCode>**2**
21 </ansi-nist:IrisImageHorizontalOrientationCode>

22

23 222.2.5.16.7 Element <ansi-nist:IrisImageScanCategoryCode>

24 Cross reference: Part-1 Section 22.2.16 Field 17.016: Image Property Code (IPC), subfield scan
25 type

26 This optional element shall contain the scan type of the image.

27 Values for Scan Type shall be one of: "0" for Undefined, "1" for Progressive, "2" for Interlace
28 Frame, or "3" for Interlace Field. "Progressive" indicates that the image was captured using
29 progressive scanning, in which case all image lines are generated sequentially. "Interlace Frame"
30 indicates that the image was captured using interlaced scanning, in which two fields are
31 generated in sequence, the first composed of odd-numbered lines and the second of even-
32 numbered lines. "Interlace Field" indicates that the image was captured using interlaced
33 scanning, in which only one field is generated, and then each line is duplicated to produce a full
34 size image.

35 <ansi-nist:IrisImageScanCategoryCode>**3**
36 </ansi-nist:IrisImageScanCategoryCode>

1 222.2.5.16.8 Element <ansi-nist:IrisImageVerticalOrientationCode>

2 Cross reference: Part-1 Section 22.2.16 Field 17.016: Image Property Code (IPC), subfield
3 vertical orientation

4 This optional element shall contain the vertical orientation of the image.

5 Values for Vertical Orientation shall be one of: "0" for Undefined, "1" for Base, or "2" for Flipped.
6 "Base" orientation refers to images where the superior (top) edge of the eye is at the top of the
7 image. "Flipped" orientation refers to images where the orientation is opposite from that
8 described for "Base".

```
9 <ansi-nist:IrisImageVerticalOrientationCode>1  
10 </ansi-nist:IrisImageVerticalOrientationCode>
```

11 222.2.5.17 Element <ansi-nist:IrisEyeColorAttributeCode>

12 Cross reference: Part-1 Section 22.2.20 Field 17.020: Eye Color (ECL)

13 This optional element shall specify the subject's eye color. When used, this element shall contain
14 an entry chosen from Table 223.

```
15 <ansi-nist:IrisEyeColorAttributeCode>MUL  
16 </ansi-nist:IrisEyeColorAttributeCode>
```

17 222.2.5.18 Element <ansi-nist:IrisImageAcquisitionLightingSpectrumValue>

18 Cross reference: Part-1 Section 22.2.25 Field 17.025: Acquisition Lighting Spectrum (ALS)

19 This optional element indicates the lighting spectrum used in capturing the iris image. Values
20 shall be one of the following: "NIR" for near-infrared illumination (~700-850nm), "VIS" for visible
21 full-spectrum illumination (~380-740nm), or "OTHER" for other illumination.

```
22 <ansi-  
23 nist:IrisImageAcquisitionLightingSpectrumValue>VIS  
24 </ansi-  
25 nist:IrisImageAcquisitionLightingSpectrumValue>
```

26 222.2.5.19 Element <ansi-nist:IrisDiameterPixelQuantity>

27 Cross reference: Part-1 Section 22.2.26 Field 17.026: Iris Diameter (IRD)

28 This optional element shall specify the expected iris diameter in pixels.

```
29 <ansi-nist:IrisDiameterPixelQuantity>304  
30 </ansi-nist:IrisDiameterPixelQuantity>
```

31 **222.3 End of Type-17 Iris Data Record**

32 The Type-17 logical record shall end with the XML tag </itl:PackageImageRecord>.

33 **222.4 Additional Type-17 Iris Data Records**

34 Additional Type-17 records may be included in the exchange package. For each additional iris
35 image, a complete Type-17 logical record is required.

1 **223 Type-99 CBEFF record**

2 The Type-99 logical record shall contain and be used to exchange biometric data that is not
3 supported by other ANSI/NIST-ITL logical records. This data is exchanged in a format that
4 conforms to INCITS 398-2005, the Common Biometric Exchange Formats Framework.

5 The CBEFF conformant Biometric Information Record (BIR) used by the Type-99 logical record
6 includes a common Header and a Biometric Data Block (BDB). Two mandatory components of
7 the CBEFF Header are Format Owner and Format Type. The Format Owner denotes the vendor,
8 standards body, working group, or industry consortium that has defined the format of the
9 biometric data (the data contained in the BDB). A CBEFF requirement is that format owners
10 register with the IBIA for an assigned identifier of the format owner. The values used for Format
11 Type are assigned by the format owner and represent a specific BDB format as specified by the
12 format owner. This may be a non-standard, unpublished data format or a data format that has
13 been standardized by an industry group, consortium, or standards body. It is the combination of
14 CBEFF Format Owner and CBEFF Format Type that uniquely identifies the BDB format.

15 This Part-2 XML version of the Type-99 logical record provides the CBEFF elements necessary
16 for users to send, receive, and interpret biometric data in any registered BDB format (with the
17 exception of biometric data which is exchanged using the other logical records in this standard).
18 The data carried in the Biometric Data Block element (<nc:BinaryBase64Object>) is the BDB.
19 The format of that data is identified by the BDB Format Owner (<ansi-
20 nist:CBEFFFormatOwnerIdentification>) and BDB Format Type (<ansi-
21 nist:CBEFFFormatCategoryIdentification>) as described by the CBEFF standard.

22 **223.1 XML elements for the Type-99 logical record**

23 The following paragraphs describe the data contained in each of the elements for the Type-99
24 logical record.

25 Within a Type-99 logical record, entries shall be provided in XML elements. For each element of
26 the Type-99 record, Table 239 lists the "condition code" as being mandatory "M" or optional "O",
27 the XML tag name, and occurrence limits. It is required that all elements of the record are
28 ordered as described in the subsections below. Annex F provides an example that includes the
29 Type-99 record.

30 The Type-99 record shall be contained within this complex element:

31 **<itl:PackageImageRecord>**

32 [. . . Type 99 Record Content . . .]

33 **</itl:PackageImageRecord>**

34 In the subsections that follow, text in bold between opening and closing tags is informative and
35 only included for illustrative purposes, unless otherwise specifically stated (as it is for <ansi-
36 nist:RecordCategoryCode> for example).

37

1 **223.1.1 Record length**

2 Cross reference: Part-1 Section 23.1.1 Field 99.001: Logical record length (LEN)

3 There is no corresponding Part-2 XML element.

4 **223.1.2 Element <ansi-nist:RecordCategoryCode>**5 This mandatory Part-2 element has no corresponding field in Part-1. It is used to identify the
6 record type. For the Type-99 record, it shall contain a value of 99.7 `<ansi-nist:RecordCategoryCode>99`8 `</ansi-nist:RecordCategoryCode>`

9

10 **Table 239 Type-99 CBEFF biometric data record layout**

Part 1 Ident	Cond code	Part 1 Field Number	Part 2 XML Element Name	Occur count	
				min	Max
LEN		99.001			0
	M		<ansi-nist:RecordCategoryCode>	1	1
IDC	M	99.002	<ansi-nist:ImageReferenceIdentification>	1	1
UDF	O	99.200 – 99.998	<itl:UserDefinedFields>	0	Unlim
	M		<ansi-nist:CBEFFImage>	1	1
BDB	M	99.999	<nc:BinaryBase64Object>	1	1
			<ansi-nist:ImageCaptureDetail>	1	1
BCD	M	99.005	<ansi-nist:CaptureDate>	1	1
SRC	M	99.004	<ansi-nist:CaptureOrganization>	1	1
BDQ	O	99.102	<ansi-nist:ImageQuality>	0	1
BFO	M	99.103	<ansi-nist:CBEFFFormatOwnerIdentification>	1	1
BFT	M	99.104	<ansi-nist:CBEFFFormatCategoryIdentification>	1	1
HDV	M	99.100	<ansi-nist:CBEFFVersionIdentification>	1	1
BTY	M	99.101	<ansi-nist:CBEFFCategoryCode>	1	1

11

12

1 **223.1.3 Element <ansi-nist:ImageReferenceIdentification>**

2 Cross reference: Part-1 Section 23.1.2 Field 99.002: Image designation character (IDC)

3 This mandatory complex element shall be used to identify the CBEFF data contained in the
4 record. The content of this element shall match the <ansi-nist:ImageReferenceIdentification>
5 found in the <ansi-nist:TransactionContentSummary> element of the Type-1 record.

6 Complex element <ansi-nist:ImageReferenceIdentification> shall contain the simple element
7 <nc:IdentificationID>, which shall contain the image reference identification datum.

```
8     <ansi-nist:ImageReferenceIdentification>
9         <nc:IdentificationID>14</nc:IdentificationID>
10    </ansi-nist:ImageReferenceIdentification>
```

11 **223.1.4 Element <itl>UserDefinedFields>**

12 Cross reference: Part-1 Section 23.1.13 Fields 99.200-998: User-defined fields (UDF)

13 These elements are user-definable. Their size and content shall be defined by the user and be in
14 accordance with the receiving agency. If present they shall contain well-formed XML and ASCII
15 content values.

16 Complex element <itl>UserDefinedFields> is abstract, and as such is unusable by itself.
17 Implementers should define, in an extension schema, a substitution element containing user-
18 defined child elements from the user's domain.

19 A substitution element should be defined in a user's extension schema similar to this:

```
20     <xsd:element name="UserDefinedFields"
21         substitutionGroup="itl>UserDefinedFields"
22         type="user-domain>UserDefinedFieldsType"/>
23
24     <xsd:complexType name="UserDefinedFieldsType">
25         <xsd:complexContent>
26             <xsd:extension base="s:ComplexObjectType">
27                 <xsd:sequence>
28                     <xsd:element ref="user-domain:OneField"/>
29                     <xsd:element ref="user-domain:TwoField"/>
30                 </xsd:sequence>
31             </xsd:extension>
32         </xsd:complexContent>
33     </xsd:complexType>
```

34 The element would then appear in an instance document like this:

```
35     <user-domain>UserDefinedFields>
36         <user-domain:OneField>Text</user-domain:OneField>
37         <user-domain:TwoField>Text</user-domain:TwoField>
38     </user-domain>UserDefinedFields>
```

1 **223.1.5 Element <ansi-nist:CBEFFImage>**

2 This is a mandatory complex element. All of the remaining elements in the Type-99 record are
3 nested within, as described in the subsections below.

```
4     <ansi-nist:CBEFFImage>
5         [... CBEFF elements ...]
6     </ansi-nist:CBEFFImage>
```

7 **223.1.5.1 Element <nc:BinaryBase64Object>**

8 Cross reference: Part-1 Section 23.1.14 Field 99.999: Biometric Data Block (BDB)

9 This mandatory element shall contain the CBEFF Biometric Data Block (BDB). The binary
10 representation shall be converted to ASCII characters using the Base64 encoding algorithm.

```
11     <nc:BinaryBase64Object>base64 data
12     </nc:BinaryBase64Object>
```

13 **223.1.5.2 Element <ansi-nist:ImageCaptureDetail>**

14 This mandatory complex element contains two child elements described in the subsections
15 below: <ansi-nist:CaptureDate>, and <ansi-nist:CaptureOrganization>.

```
16     <ansi-nist:ImageCaptureDetail>
17         [... Date, time and source agency elements ...]
18     </ansi-nist:ImageCaptureDetail>
```

19 **223.1.5.2.1 Element <ansi-nist:CaptureDate>**

20 Cross reference: Part-1 Section 23.1.5 Field 99.005: Biometric creation date (BCD)

21 This mandatory element shall contain the date and time that the biometric sample was captured.
22 The date and time shall appear as twenty characters in the format YYYY-MM-DDThh:mm:ssZ.
23 The YYYY characters shall represent the year; the MM characters shall be the tens and units
24 values of the month; and the DD characters shall be the tens and units values of the day of the
25 month; the character T separates the date from the time; the hh characters represent the hour;
26 the mm the minute; the ss represents the second; and Z denotes Coordinated Universal Time,
27 which is abbreviated UTS. The complete date shall not exceed the current date.

28 Complex element <ansi-nist:CaptureDate> shall have the simple element <nc:DateTime>, which
29 will contain transaction date and time data.

```
30     <ansi-nist:CaptureDate>
31         <nc:DateTime>2008-02-29T05:25:00Z
32     </nc:DateTime>
33 </ansi-nist:CaptureDate>
```

34

1 223.1.5.2.2Element <ansi-nist:CaptureOrganization>

2 Cross reference: Part-1 Section 23.1.4 Field 99.004: Source agency / ORI (SRC)

3 This mandatory complex element <ansi-nist:CaptureOrganization> shall contain in
4 <nc:IdentificationID> the identification of the administration or organization that originally captured
5 the biometric sample contained in the record, and may contain in <nc:OrganizationName> the
6 text name of the organization. Normally, the ORI of the agency that captured the image will be
7 contained in <nc:IdentificationID>. Both <nc:IdentificationID> and <nc:OrganizationName> may
8 contain up to 36 identifying characters each and the data content of this element shall be defined
9 by the user and be in accordance with the receiving agency.

10 Element <ansi-nist:CaptureOrganization> shall have two child elements: a mandatory
11 <nc:OrganizationIdentification> and an optional <nc:OrganizationName>. Complex element
12 <nc:OrganizationIdentification> shall have a single child element <nc:IdentificationID>, which will
13 contain the alphanumeric organizational ID datum. Element <nc:OrganizationName> shall
14 contain the datum for the text name of the organization.

```
15     <ansi-nist:CaptureOrganization>
16         <nc:OrganizationIdentification>
17             <nc:IdentificationID>WI013415Y</nc:Identific
18             ationID>
19         </nc:OrganizationIdentification>
20         <nc:OrganizationName>Text</nc:OrganizationName>
21     </ansi-nist:CaptureOrganization>
```

22 223.1.5.3Element <ansi-nist:ImageQuality>

23 Cross reference: Part-1 Section 23.1.9 Field 99.102: Biometric Data Quality (BDQ)

24 This optional element shall specify quality score data for the biometric data stored in the BDB in
25 this record. There are three child elements. They identify a quality score and the algorithm used
26 to create the quality score. This information is useful to enable the recipient of the quality score to
27 differentiate between quality scores generated by different algorithms and adjust for any
28 differences in processing or analysis as necessary.

29 The parent element <ansi-nist:ImageQuality> may have multiple occurrences, one for each
30 quality algorithm used.

31 1. The child element <ansi-nist:QualityAlgorithmProductIdentification> shall specify a
32 numeric product code assigned by the vendor of the quality algorithm, which may be registered
33 with the IBIA, but it is not required to be registered. It indicates which of the vendor's algorithms
34 was used in the calculation of the quality score. This complex element contains a child element
35 <nc:IdentificationID> which contains the ASCII representation of the integer product code and
36 should be within the range 1 to 65,535.

37 2. The child element <ansi-nist:QualityValue> shall be a quantitative expression of the
38 predicted matching performance of the biometric sample. This element contains the ASCII
39 representation of the integer image quality score between 0 and 100 assigned to the image data
40 by a quality algorithm. Higher values indicate better quality. An entry of "255" shall indicate a
41 failed attempt to calculate a quality score. An entry of "254" shall indicate that no attempt to
42 calculate a quality score was made. The use of additional values to convey other information
43 should be harmonized with ISO/IEC 19794 standards.

1 3. The child element <ansi-nist:QualityMeasureVendorIdentification> shall specify the ID of
2 the vendor of the quality algorithm used to calculate the quality score. This 4-digit hex value is
3 assigned by IBIA and expressed as four ASCII characters. The IBIA shall maintain the Vendor
4 Registry of CBEFF Biometric Organizations that will map the value in this element to a registered
5 organization. This complex element contains a child element <nc:IdentificationID> which shall
6 contain the identification datum.

```
7     <ansi-nist:ImageQuality>
8         <ansi-nist:QualityAlgorithmProductIdentification>
9             <nc:IdentificationID>28488</nc:IdentificationID>
10        </ansi-nist:QualityAlgorithmProductIdentification>
11        <ansi-nist:QualityValue>100
12        </ansi-nist:QualityValue>
13        <ansi-nist:QualityMeasureVendorIdentification>
14            <nc:IdentificationID>FFF0</nc:IdentificationID>
15        </ansi-nist:QualityMeasureVendorIdentification>
16    </ansi-nist:ImageQuality>
```

20 223.1.5.4 Element <ansi-nist:CBEFFFormatOwnerIdentification>

21 Cross reference: Part-1 Section 23.1.10 Field 99.103: BDB Format Owner (BFO)

22 This mandatory element shall be used to denote the vendor, standards body, working group, or
23 industry consortium that has defined the format of the biometric data (in the BDB). In a CBEFF
24 structure the BDB Format Owner and Format Type, when used in combination, uniquely identify
25 the specific format of the BDB content. The format and content of the BDB is “owned” by the
26 CBEFF Client (see Clause 6.1 of the CBEFF standard). This BDB format definition may be
27 published (public) or unpublished (non-public).

28 A CBEFF requirement is that format owners register with IBIA for an assigned identifier of the
29 format owner. The number is guaranteed to be unique. Refer to the CBEFF standard, Clause 6,
30 “CBEFF Patrons and Clients,” for registration information.

31 Complex element <ansi-nist:CBEFFFormatOwnerIdentification> shall have the simple element
32 <nc:IdentificationID>, which will contain the four hex digits assigned by IBIA represented by a
33 string of four ASCII characters.

```
34     <ansi-nist:CBEFFFormatOwnerIdentification>
35         <nc:IdentificationID>FFF0</nc:IdentificationID>
36     </ansi-nist:CBEFFFormatOwnerIdentification>
```

38 223.1.5.5 Element <ansi-nist:CBEFFFormatCategoryIdentification>

39 Cross reference: Part-1 Section 23.1.11 Field 99.104: BDB Format Type (BFT)

40 This mandatory element shall be used to identify the value assigned by the format owner to
41 represent the specific BDB Format as specified by the format owner. This may be a non-
42 standard, unpublished data format or a data format that has been standardized by an industry

1 group, consortium, or standards body. The registration of the Format Type value is
2 recommended but not required. Refer to the CBEFF standard, Clause 6, "CBEFF Patrons and
3 Clients," for registration information.

4 Complex element `<ansi-nist:CBEFFFormatCategoryIdentification>` shall have the simple element
5 `<nc:IdentificationID>`, which will contain the four hex digits assigned by the format owner
6 represented by a string of four ASCII characters.

```
7  
8     <ansi-nist:CBEFFFormatCategoryIdentification>  
9  
10        <nc:IdentificationID>000A</nc:IdentificationID>  
11    </ansi-nist:CBEFFFormatCategoryIdentification>
```

12 223.1.5.6 Element `<ansi-nist:CBEFFVersionIdentification>`

13 Cross reference: Part-1 Section 23.1.7 Field 99.100: CBEFF Header Version (HDV)

14 This mandatory element shall be used to identify the version of CBEFF specification to which this
15 record conforms. The format is two characters for major version number followed by two
16 characters for minor version. The current version of CBEFF is INCITS 398-2005 represented by
17 the string '0101' (major version '01' and minor version '01').

18 Complex element `<ansi-nist:CBEFFVersionIdentification>` shall have the simple element
19 `<nc:IdentificationID>`, which will contain the version data.

```
20     <ansi-nist:CBEFFVersionIdentification>  
21        <nc:IdentificationID>0101  
22        </nc:IdentificationID>  
23    </ansi-nist:CBEFFVersionIdentification>
```

24 223.1.5.7 Element `<ansi-nist:CBEFFCategoryCode>`

25 Cross reference: Part-1 Section 23.1.8 Field 99.101: Biometric Type (BTY)

26 This mandatory element shall be used to identify the type of biometric technology. This
27 specification adopts the values presented in CBEFF with the addition of two leading zeros for
28 future expansion. Table 240 lists the current biometric type codes.

```
29     <ansi-nist:CBEFFCategoryCode>200  
30     </ansi-nist:CBEFFCategoryCode>
```

31

32 **223.2 End of Type-99 CBEFF Data Record**

33 The Type-99 logical record shall end with the XML tag `</itl:PackageImageRecord>`.

34 **223.3 Additional Type-99 CBEFF Data Records**

35 Additional Type-99 records may be included in the exchange package. For each additional
36 CBEFF record, a complete Type-99 logical record is required.

37

1

Table 240 CBEFF Biometric type

Biometric Type Name	Biometric Type Code
No Information Given	'00000000'
Multiple Biometrics Used	'00000001'
Facial Features	'00000002'
Voice	'00000004'
Fingerprint	'00000008'
Iris	'00000010'
Retina	'00000020'
Hand Geometry	'00000040'
Signature Dynamics	'00000080'
Keystroke Dynamics	'00000100'
Lip Movement	'00000200'
Thermal Face Image	'00000400'
Thermal Hand Image	'00000800'
Gait	'00001000'
Body Odor	'00002000'
DNA	'00004000'
Ear Shape	'00008000'
Finger Geometry	'00010000'
Palm Print	'00020000'
Vein Pattern	'00040000'
Foot Print	'00080000'

2

3 **224 Another individual**

4 If fingerprint or other biometric data for another individual is to be recorded or transmitted, a new
5 information exchange package shall be generated for that individual using the same format as
6 described previously.

Annex B Package Schema (normative)

This Annex contains the ITL package schema from "ITL-2007e-Package.xsd".

```
<?xml version="1.0" encoding="UTF-8"?>
<xsd:schema
  targetNamespace="http://itl.nist.gov/biometric/1-2007"
  xmlns:itl="http://itl.nist.gov/biometric/1-2007"
  xmlns:xsd="http://www.w3.org/2001/XMLSchema"
  xmlns:s="http://niem.gov/niem/structures/2.0"
  xmlns:ansi-nist="http://niem.gov/niem/ansi-nist/2.0"
  xmlns:i="http://niem.gov/niem/appinfo/2.0"
  elementFormDefault="qualified"
  attributeFormDefault="unqualified">
  <!-- ===== -->
  <!-- IMPORTED SCHEMA -->
  <!-- ===== -->
  <xsd:import schemaLocation="niem/ansi-nist/2.0/ansi-nist_itl_constraint.xsd" namespace="http://niem.gov/niem/ansi-nist/2.0"/>
  <xsd:import schemaLocation="niem/structures/2.0/structures.xsd" namespace="http://niem.gov/niem/structures/2.0"/>
  <xsd:import schemaLocation="niem/appinfo/2.0/appinfo.xsd" namespace="http://niem.gov/niem/appinfo/2.0"/>
  <!-- ===== -->
  <!-- NIST-ITL BIOMETRIC INFORMATION EXCHANGE PACKAGE -->
  <!-- ===== -->
  <xsd:element name="NISTBiometricInformationExchangePackage" type="itl:NISTBiometricInformationExchangePackageType"/>
  <xsd:element name="PackageInformationRecord" type="itl:PackageInformationRecordType"/>
  <xsd:element name="PackageDescriptiveTextRecord" type="itl:PackageDescriptiveTextRecordType"/>
  <xsd:element name="PackageDataRecord" abstract="true"/>
  <!-- RECORD SUBSTITUTION GROUP -->
```

```
1      <xsd:element name="PackageImageRecord" substitutionGroup="itl:PackageDataRecord" type="itl:PackageImageRecordType"/>
2      <xsd:element name="PackageMinutiaeRecord" substitutionGroup="itl:PackageDataRecord" type="itl:PackageMinutiaeRecordType"/>
3
4      <!-- ===== -->
5      <!-- PACKAGE TYPE DEFINITION -->
6      <!-- ===== -->
7      <xsd:complexType name="NISTBiometricInformationExchangePackageType">
8          <xsd:complexContent>
9              <xsd:extension base="s:ComplexObjectType">
10                 <xsd:sequence>
11                     <xsd:element ref="itl:PackageInformationRecord"/>
12                     <xsd:element ref="itl:PackageDescriptiveTextRecord" maxOccurs="unbounded"/>
13                     <xsd:element ref="itl:PackageDataRecord" minOccurs="0" maxOccurs="unbounded"/>
14                 </xsd:sequence>
15             </xsd:extension>
16         </xsd:complexContent>
17     </xsd:complexType>
18
19     <!-- ===== -->
20     <!-- RECORD TYPE DEFINITIONS -->
21     <!-- ===== -->
22
23     <!-- Record Type 01 -->
24     <xsd:complexType name="PackageInformationRecordType">
25         <xsd:complexContent>
26             <xsd:extension base="s:ComplexObjectType">
27                 <xsd:sequence>
28                     <xsd:element ref="ansi-nist:RecordCategoryCode"/>
29                     <xsd:element ref="ansi-nist:Transaction"/>
30                 </xsd:sequence>
31             </xsd:extension>
32         </xsd:complexContent>
33     </xsd:complexType>
34
35     <!-- Record Type Base for 02 through 99 -->
36     <xsd:complexType name="PackageDataRecordType">
37         <xsd:complexContent>
```

```
1         <xsd:extension base="s:ComplexObjectType">
2             <xsd:sequence>
3                 <xsd:element ref="ansi-nist:RecordCategoryCode"/>
4                 <!-- ===== fieldID="XX.002" fieldMnemonic="IDC" == -->
5                 <xsd:element ref="ansi-nist:ImageReferenceIdentification"/>
6                 <!-- ===== fieldID="XX.200-998" fieldMnemonic="UDF" == -->
7                 <xsd:element ref="itl:UserDefinedFields" minOccurs="0"/>
8             </xsd:sequence>
9         </xsd:extension>
10    </xsd:complexContent>
11 </xsd:complexType>
12
13 <!-- Record Type 02 -->
14 <xsd:complexType name="PackageDescriptiveTextRecordType">
15     <xsd:complexContent>
16         <xsd:extension base="itl:PackageDataRecordType">
17             <xsd:sequence>
18                 <xsd:element ref="itl:UserDefinedDescriptiveText"/>
19             </xsd:sequence>
20         </xsd:extension>
21     </xsd:complexContent>
22 </xsd:complexType>
23
24 <!-- Image Records: 03, 04, 05, 06, 07, 08, 10, 13, 14, 15, 16, 17, 99 -->
25 <xsd:complexType name="PackageImageRecordType">
26     <xsd:complexContent>
27         <xsd:extension base="itl:PackageDataRecordType">
28             <xsd:sequence>
29                 <xsd:element ref="ansi-nist:RecordImage"/>
30             </xsd:sequence>
31         </xsd:extension>
32     </xsd:complexContent>
33 </xsd:complexType>
34
35 <!-- Minutiae Record: 09 -->
36 <xsd:complexType name="PackageMinutiaeRecordType">
37     <xsd:complexContent>
```

```
1         <xsd:extension base="itl:PackageDataRecordType">
2             <xsd:sequence>
3                 <xsd:element ref="ansi-nist:MinutiaeImpressionCaptureCategory"/>
4                 <xsd:element ref="ansi-nist:MinutiaeFormatNISTStandardIndicator"/>
5                 <xsd:element ref="itl:RecordMinutiae"/>
6             </xsd:sequence>
7         </xsd:extension>
8     </xsd:complexContent>
9 </xsd:complexType>
10
11 <!-- ===== -->
12 <!-- IMAGE RECORDS SUBSTITUTION GROUP -->
13 <!-- ===== -->
14 <xsd:element name="FingerprintImage" substitutionGroup="ansi-nist:RecordImage" type="itl:FingerprintImageType"/>
15 <xsd:element name="PalmprintImage" substitutionGroup="ansi-nist:RecordImage" type="itl:PalmprintImageType"/>
16 <xsd:element name="IrisImage" substitutionGroup="ansi-nist:RecordImage" type="itl:IrisImageType"/>
17 <xsd:element name="TestImage" substitutionGroup="ansi-nist:RecordImage" type="ansi-nist:NISTImageType"/>
18 <xsd:element name="FacelImage" substitutionGroup="ansi-nist:RecordImage" type="itl:FacelImageType"/>
19 <!-- Here is a sample substitute for the Type07 user defined image.  Users should create their own in a different domain. -->
20 <xsd:element name="ExampleRecordImage" substitutionGroup="ansi-nist:RecordImage" type="xsd:anyType" nillable="true"/>
21 <!-- ===== -->
22 <!-- MINUTIAE RECORD SUBSTITUTION GROUP -->
23 <!-- ===== -->
24 <xsd:element name="RecordMinutiae" abstract="true"/>
25 <xsd:element name="Minutiae" substitutionGroup="itl:RecordMinutiae" type="itl:MinutiaeType"/>
26
27 <!-- ===== -->
28 <!-- ITL ELEMENTS -->
29 <!-- ===== -->
30 <xsd:element name="FingerprintImageSegmentPositionSquare" type="itl:FingerprintImageSegmentPositionSquareType"/>
31 <xsd:element name="FingerprintImageSegmentPositionPolygon" type="itl:FingerprintImageSegmentPositionPolygonType"/>
32 <xsd:element name="FingerprintImageFingerMissing" type="itl:FingerprintImageFingerMissingType"/>
33 <xsd:element name="FingerprintImageQuality" type="ansi-nist:FingerprintImageQualityType"/>
34 <xsd:element name="PalmprintImageQuality" type="itl:PalmprintImageQualityType"/>
35 <xsd:element name="PositionPolygonVertexQuantity" type="xsd:nonNegativeInteger"/>
36 <xsd:element name="PositionPolygonVertex" type="itl:PositionPolygonVertexType"/>
37 <xsd:element name="FingerMissingCode" type="itl:AMPCodeType"/>
```

```
1      <xsd:element name="IrisDiameterPixelQuantity" type="xsd:nonNegativeInteger" nillable="true"/>
2      <xsd:element name="FacelImageAcquisitionSource" type="itl:FacelImageAcquisitionSourceType"/>
3      <xsd:element name="CaptureSourceDescriptionText" type="xsd:string"/>
4
5      <!-- ITL USER DEFINED DESCRIPTIVE TEXT AND FIELDS -->
6      <xsd:element name="UserDefinedDescriptiveText" type="itl:UserDefinedDescriptiveTextType"/>
7      <!-- Users may define substitutes for the following abstract elements . -->
8      <xsd:element name="DomainDefinedDescriptiveText" abstract="true"/>
9      <xsd:element name="OtherDescriptiveText" abstract="true"/>
10     <xsd:element name="UserDefinedFields" abstract="true"/>
11     <!-- Here are sample substitutes for user-defined abstract elements. Users should create their own in a different domain. -->
12     <xsd:element name="ExampleDomainDefinedDescriptiveText" substitutionGroup="itl:DomainDefinedDescriptiveText"
13     type="xsd:anyType" nillable="true"/>
14     <xsd:element name="ExampleOtherDescriptiveText" substitutionGroup="itl:OtherDescriptiveText" type="xsd:anyType" nillable="true"/>
15     <xsd:element name="ExampleUserDefinedFields" substitutionGroup="itl:UserDefinedFields" type="xsd:anyType" nillable="true"/>
16
17     <!-- ===== -->
18     <!-- CORRECTED NIEM 2.0 ELEMENTS -->
19     <!-- ===== -->
20     <xsd:element name="MinutiaeNISTStandard" type="itl:NISTStandardMinutiaeType"/>
21     <xsd:element name="MinutiaDetail" type="itl:MinutiaType"/>
22     <xsd:element name="MinutiaeFingerPatternDetail" type="itl:MinutiaeFingerPatternType"/>
23     <xsd:element name="FingerPatternCodeSourceCode" type="itl:PCSCCodeType" nillable="true"/>
24
25     <!-- ===== -->
26     <!-- ITL ELEMENT TYPES -->
27     <!-- ===== -->
28
29     <xsd:complexType name="FingerprintImageType">
30         <xsd:complexContent>
31             <xsd:extension base="ansi-nist:NISTImageType">
32                 <xsd:sequence>
33                     <!-- =====fieldID="XX.003" fieldMnemonic="IMP" == -->
34                     <xsd:element ref="ansi-nist:FingerprintImageImpressionCaptureCategory"/>
35                     <!-- =====fieldID="XX.013" fieldMnemonic="FGP" == -->
36                     <xsd:element ref="ansi-nist:FingerPositionCode" maxOccurs="unbounded"/>
37                     <!-- =====fieldID="XX.014" fieldMnemonic="SPD" == -->
38                     <!-- =====fieldID="XX.015" fieldMnemonic="PPC" == -->
```

```
1      <xsd:element ref="ansi-nist:FingerprintImageMajorCasePrint" minOccurs="0"/>
2      <!-- =====fieldID="14.018" fieldMnemonic="AMP" == -->
3      <xsd:element ref="itl:FingerprintImageFingerMissing" minOccurs="0" maxOccurs="4"/>
4      <!-- =====fieldID="14.021" fieldMnemonic="SEG" == -->
5      <xsd:element ref="itl:FingerprintImageSegmentPositionSquare" minOccurs="0" maxOccurs="unbounded"/>
6      <!-- =====fieldID="14.022" fieldMnemonic="NQM" == -->
7      <xsd:element ref="ansi-nist:FingerprintImageNISTQuality" minOccurs="0" maxOccurs="4"/>
8      <!-- =====fieldID="14.023" fieldMnemonic="SQM" == -->
9      <xsd:element ref="ansi-nist:FingerprintImageSegmentationQuality" minOccurs="0" maxOccurs="unbounded"/>
10     <!-- =====fieldID="13.024" fieldMnemonic="LQM" == -->
11     <!-- =====fieldID="14.024" fieldMnemonic="FQM" == -->
12     <xsd:element ref="itl:FingerprintImageQuality" minOccurs="0" maxOccurs="unbounded"/>
13     <!-- =====fieldID="14.025" fieldMnemonic="ASEG" == -->
14     <xsd:element ref="itl:FingerprintImageSegmentPositionPolygon" minOccurs="0" maxOccurs="4"/>
15     </xsd:sequence>
16   </xsd:extension>
17 </xsd:complexContent>
18 </xsd:complexType>
19
20 <xsd:complexType name="PalmprintImageType">
21   <xsd:complexContent>
22     <xsd:extension base="ansi-nist:NISTImageType">
23       <xsd:sequence>
24         <!-- =====fieldID="XX.003" fieldMnemonic="IMP" == -->
25         <xsd:element ref="ansi-nist:FingerprintImageImpressionCaptureCategory"/>
26         <!-- =====fieldID="13.013" fieldMnemonic="FGP" == -->
27         <!-- =====fieldID="15.013" fieldMnemonic="PLP" == -->
28         <xsd:element ref="ansi-nist:PalmPosition" maxOccurs="unbounded"/>
29         <!-- =====fieldID="13.024" fieldMnemonic="LQM" == -->
30         <!-- =====fieldID="15.024" fieldMnemonic="PQM" == -->
31         <xsd:element ref="itl:PalmprintImageQuality" minOccurs="0" maxOccurs="unbounded"/>
32       </xsd:sequence>
33     </xsd:extension>
34   </xsd:complexContent>
35 </xsd:complexType>
36
37
38 <xsd:complexType name="IrisImageType">
39   <xsd:complexContent>
```

```

1      <xsd:extension base="ansi-nist:NISTImageType">
2          <xsd:sequence>
3              <!-- =====fieldID="17.003" fieldMnemonic="FID" == -->
4              <xsd:element ref="ansi-nist:IrisEyePosition"/>
5              <!-- =====fieldID="17.014" fieldMnemonic="RAE" == -->
6              <xsd:element ref="ansi-nist:IrisEyeRotationAngleMeasure" minOccurs="0"/>
7              <!-- =====fieldID="17.015" fieldMnemonic="RAU" == -->
8              <xsd:element ref="ansi-nist:IrisEyeRotationUncertaintyValueText" minOccurs="0"/>
9              <!-- =====See complex in ansi-nist file ===== -->
10             <xsd:element ref="ansi-nist:IrisImageCapture" minOccurs="0" maxOccurs="unbounded"/>
11
12             <!-- =====fieldID="17.020" fieldMnemonic="ECL" == -->
13             <xsd:element ref="ansi-nist:IrisEyeColorAttributeCode" minOccurs="0"/>
14             <!-- =====fieldID="17.025" fieldMnemonic="ALS" == -->
15             <xsd:element ref="ansi-nist:IrisImageAcquisitionLightingSpectrumValue" minOccurs="0"/>
16             <!-- =====fieldID="17.026" fieldMnemonic="IRD" == -->
17             <xsd:element ref="itl:IrisDiameterPixelQuantity" minOccurs="0"/>
18         </xsd:sequence>
19     </xsd:extension>
20 </xsd:complexContent>
21 </xsd:complexType>
22
23 <xsd:complexType name="FacelImageType">
24     <xsd:complexContent>
25         <xsd:extension base="ansi-nist:FacelImageType">
26             <xsd:sequence>
27                 <!-- =====fieldID="10.023" fieldMnemonic="PAS" == -->
28                 <xsd:element ref="itl:FacelImageAcquisitionSource" minOccurs="0"/>
29             </xsd:sequence>
30         </xsd:extension>
31     </xsd:complexContent>
32 </xsd:complexType>
33
34 <xsd:complexType name="UserDefinedDescriptiveTextType">
35     <xsd:complexContent>
36         <xsd:extension base="s:ComplexObjectType">
37             <xsd:sequence>
38                 <xsd:element ref="itl:DomainDefinedDescriptiveText"/>

```

```
1           <xsd:element ref="itl:OtherDescriptiveText" minOccurs="0"/>
2         </xsd:sequence>
3       </xsd:extension>
4     </xsd:complexContent>
5 </xsd:complexType>
6
7 <xsd:complexType name="FingerprintImageSegmentPositionSquareType">
8   <xsd:complexContent>
9     <xsd:extension base="s:ComplexObjectType">
10       <xsd:sequence>
11         <xsd:element ref="ansi-nist:FingerPositionCode"/>
12         <xsd:element ref="ansi-nist:SegmentBottomVerticalCoordinateValue"/>
13         <xsd:element ref="ansi-nist:SegmentLeftHorizontalCoordinateValue"/>
14         <xsd:element ref="ansi-nist:SegmentRightHorizontalCoordinateValue"/>
15         <xsd:element ref="ansi-nist:SegmentTopVerticalCoordinateValue"/>
16       </xsd:sequence>
17     </xsd:extension>
18   </xsd:complexContent>
19 </xsd:complexType>
20
21 <xsd:complexType name="FingerprintImageSegmentPositionPolygonType">
22   <xsd:complexContent>
23     <xsd:extension base="ansi-nist:FingerprintType">
24       <xsd:sequence>
25         <xsd:element ref="itl:PositionPolygonVertexQuantity"/>
26         <xsd:element ref="itl:PositionPolygonVertex" minOccurs="3" maxOccurs="99"/>
27       </xsd:sequence>
28     </xsd:extension>
29   </xsd:complexContent>
30 </xsd:complexType>
31
32 <xsd:complexType name="PositionPolygonVertexType">
33   <xsd:complexContent>
34     <xsd:extension base="s:ComplexObjectType">
35       <xsd:sequence>
36         <xsd:element ref="ansi-nist:PositionHorizontalCoordinateValue"/>
37         <xsd:element ref="ansi-nist:PositionVerticalCoordinateValue"/>
```



```
1         </xsd:sequence>
2     </xsd:extension>
3 </xsd:complexContent>
4 </xsd:complexType>
5
6 <xsd:complexType name="FingerprintImageFingerMissingType">
7     <xsd:complexContent>
8         <xsd:extension base="s:ComplexObjectType">
9             <xsd:sequence>
10                <xsd:element ref="ansi-nist:FingerPositionCode"/>
11                <xsd:element ref="itl:FingerMissingCode"/>
12            </xsd:sequence>
13        </xsd:extension>
14    </xsd:complexContent>
15 </xsd:complexType>
16
17 <xsd:complexType name="AMPCodeType">
18     <xsd:annotation>
19         <xsd:appinfo>
20             <i:Base i:namespace="http://niem.gov/niem/structures/2.0" i:name="Object"/>
21         </xsd:appinfo>
22     </xsd:annotation>
23     <xsd:simpleContent>
24         <xsd:extension base="xsd:token">
25             <xsd:attributeGroup ref="s:SimpleObjectAttributeGroup"/>
26         </xsd:extension>
27     </xsd:simpleContent>
28 </xsd:complexType>
29
30 <xsd:complexType name="PalmprintImageQualityType">
31     <xsd:complexContent>
32         <xsd:extension base="ansi-nist:FingerprintPalmImagePositionType">
33             <xsd:sequence>
34                <xsd:element ref="ansi-nist:QualityAlgorithmProductIdentification"/>
35                <xsd:element ref="ansi-nist:QualityAlgorithmVendorIdentification"/>
36                <xsd:element ref="ansi-nist:QualityValue"/>
37            </xsd:sequence>
```

```
1         </xsd:extension>
2     </xsd:complexContent>
3 </xsd:complexType>
4
5 <xsd:complexType name="FacelImageAcquisitionSourceType">
6     <xsd:complexContent>
7         <xsd:extension base="s:ComplexObjectType">
8             <xsd:sequence>
9                 <xsd:element ref="ansi-nist:CaptureSourceCode"/>
10                <xsd:element ref="itl:CaptureSourceDescriptionText" minOccurs="0"/>
11            </xsd:sequence>
12        </xsd:extension>
13    </xsd:complexContent>
14 </xsd:complexType>
15
16
17 <!-- ===== -->
18 <!-- CORRECTIONS TO NIEM 2.0 ELEMENTS -->
19 <!-- ===== -->
20
21 <xsd:complexType name="MinutiaeType">
22     <xsd:complexContent>
23         <xsd:extension base="s:ComplexObjectType">
24             <xsd:sequence>
25                 <xsd:element ref="itl:MinutiaeNISTStandard"/>
26                 <!-- ===== fieldID="9.008" fieldMnemonic="CRP" == -->
27                 <xsd:element ref="ansi-nist:MinutiaeFingerCorePosition" minOccurs="0" maxOccurs="unbounded"/>
28                 <!-- ===== fieldID="9.009" fieldMnemonic="DLT" == -->
29                 <xsd:element ref="ansi-nist:MinutiaeFingerDeltaPosition" minOccurs="0" maxOccurs="unbounded"/>
30                 <!-- ===== fieldID="9.007" fieldMnemonic="FPC" == -->
31                 <xsd:element ref="itl:MinutiaeFingerPatternDetail" minOccurs="0" maxOccurs="unbounded"/>
32                 <!-- ===== fieldID="9.006" fieldMnemonic="FGP" == -->
33                 <xsd:element ref="ansi-nist:MinutiaeFingerPosition" minOccurs="0" maxOccurs="unbounded"/>
34                 <xsd:element ref="ansi-nist:MinutiaePalmPosition" minOccurs="0" maxOccurs="unbounded"/>
35             </xsd:sequence>
36         </xsd:extension>
37     </xsd:complexContent>
38 </xsd:complexType>
```

```
1
2 <xsd:complexType name="NISTStandardMinutiaeType">
3   <xsd:complexContent>
4     <xsd:extension base="s:ComplexObjectType">
5       <xsd:sequence>
6         <!-- ===== fieldID="9.012" fieldMnemonic="MRC" == -->
7         <xsd:element ref="itl:MinutiaDetail" maxOccurs="unbounded"/>
8         <!-- ===== fieldID="9.010" fieldMnemonic="MIN" == -->
9         <xsd:element ref="ansi-nist:MinutiaeQuantity"/>
10        <!-- ===== fieldID="9.005" fieldMnemonic="OFR" == -->
11        <xsd:element ref="ansi-nist:MinutiaeReadingSystem" minOccurs="0"/>
12        <!-- ===== fieldID="9.011" fieldMnemonic="RDG" == -->
13        <xsd:element ref="ansi-nist:MinutiaeRidgeCountIndicator"/>
14      </xsd:sequence>
15    </xsd:extension>
16  </xsd:complexContent>
17 </xsd:complexType>
18
19 <xsd:complexType name="MinutiaType">
20   <xsd:complexContent>
21     <xsd:extension base="s:ComplexObjectType">
22       <xsd:sequence>
23         <xsd:element ref="ansi-nist:PositionHorizontalCoordinateValue"/>
24         <xsd:element ref="ansi-nist:PositionVerticalCoordinateValue"/>
25         <xsd:element ref="ansi-nist:MinutiaIdentification"/>
26         <xsd:element ref="ansi-nist:PositionThetaAngleMeasure"/>
27         ==Move 3 elements from NISTStandardMinutiaeType==== -->
28         <xsd:element ref="ansi-nist:MinutiaQualityValue" minOccurs="0"/>
29         <xsd:element ref="ansi-nist:MinutiaCategory" minOccurs="0"/>
30         <xsd:element ref="ansi-nist:MinutiaRidgeCount" minOccurs="0" maxOccurs="unbounded"/>
31       </xsd:sequence>
32     </xsd:extension>
33   </xsd:complexContent>
34 </xsd:complexType>
35
36 <xsd:complexType name="MinutiaeFingerPatternType">
37   <xsd:annotation>
38     <xsd:appinfo>
```

```
1         <i:Base i:namespace="http://niem.gov/niem/structures/2.0" i:name="Object"/>
2     </xsd:appinfo>
3 </xsd:annotation>
4 <xsd:complexContent>
5     <xsd:extension base="s:ComplexObjectType">
6         <xsd:sequence>
7             <xsd:element ref="itl:FingerPatternCodeSourceCode"/>
8             <xsd:element ref="ansi-nist:FingerPattern"/>
9         </xsd:sequence>
10    </xsd:extension>
11 </xsd:complexContent>
12 </xsd:complexType>
13 <xsd:simpleType name="PCSCCodeSimpleType">
14 <xsd:annotation>
15     <xsd:appinfo>
16         <i:Base i:namespace="http://niem.gov/niem/structures/2.0" i:name="Object"/>
17     </xsd:appinfo>
18 </xsd:annotation>
19 <xsd:restriction base="xsd:token">
20     <xsd:enumeration value="T">
21         <xsd:annotation>
22             <xsd:documentation>Pattern codes from Table 16</xsd:documentation>
23         </xsd:annotation>
24     </xsd:enumeration>
25     <xsd:enumeration value="U">
26         <xsd:annotation>
27             <xsd:documentation>User-defined pattern codes</xsd:documentation>
28         </xsd:annotation>
29     </xsd:enumeration>
30 </xsd:restriction>
31 </xsd:simpleType>
32 <xsd:complexType name="PCSCCodeType">
33 <xsd:annotation>
34     <xsd:appinfo>
35         <i:Base i:namespace="http://niem.gov/niem/structures/2.0" i:name="Object"/>
36     </xsd:appinfo>
37 </xsd:annotation>
```

```
1         <xsd:simpleContent>
2             <xsd:extension base="itl:PCSCCodeSimpleType">
3                 <xsd:attributeGroup ref="s:SimpleObjectAttributeGroup"/>
4             </xsd:extension>
5         </xsd:simpleContent>
6     </xsd:complexType>
7 </xsd:schema>
```

Annex C Base-64 encoding scheme (normative)

1
2
3

4 The base-64 Content-Transfer-Encoding is designed to represent arbitrary sequences of octets in
5 a form that need not be humanly readable. The encoding and decoding algorithms are simple, but
6 the encoded data are consistently only about 33 percent larger than the unencoded data. This
7 encoding is virtually identical to the one used in Privacy Enhanced Mail (PEM) applications, as
8 defined in RFC 1421. The base-64 encoding is adapted from RFC 1421, with one change: base-
9 64 eliminates the "*" mechanism for embedded clear text.

10 A 65-character subset of US-ASCII is used, enabling 6 bits to be represented per printable
11 character. (The extra 65th character, "=", is used to signify a special processing function.)

12 NOTE: This subset has the important property that it is represented identically in all versions of
13 ISO 646, including US ASCII and all characters in the subset are also represented identically in
14 all versions of EBCDIC. Other popular encodings, such as the encoding used by the uuencode
15 utility and the base-85 encoding specified as part of Level 2 PostScript, do not share these
16 properties, and thus do not fulfill the portability requirements a binary transport encoding for mail
17 must meet.

18 The encoding process represents 24-bit groups of input bits as output strings of 4 encoded
19 characters. Proceeding from left to right, concatenating 3 8-bit input groups forms a 24-bit input
20 group. These 24 bits are then treated as 4 concatenated 6-bit groups, each of which is translated
21 into a single digit in the base-64 alphabet. When encoding a bit stream via the base-64 encoding,
22 the bit stream must be presumed to be ordered with the most significant bit first. That is, the first
23 bit in the stream will be the high-order bit in the first byte, and the eighth bit will be the low-order
24 bit in the first byte, and so on.

25 Each 6-bit group is used as an index into an array of 64 printable characters. The character
26 referenced by the index is placed in the output string. These characters, identified in Table C1,
27 below, are selected so as to be universally representable, and the set excludes characters with
28 particular significance to SMTP (e.g., ".", CR, LF) and to the encapsulation boundaries defined in
29 this document (e.g., "-").

30 The output stream (encoded bytes) must be represented in lines of no more than 76 characters
31 each. All line breaks or other characters not found in Table C1 must be ignored by decoding
32 software. In base-64 data, characters other than those in Table C1, line breaks, and other white
33 space probably indicate a transmission error, about which a warning message or even a
34 message rejection might be appropriate under some circumstances.

1

2

Table C1 – Base-64 alphabet

3	Value	Value	Value	Value
4	Encoding	Encoding	Encoding	Encoding
5	0 A	17 R	34 I	51 z
6	1 B	18 S	35 j	52 0
7	2 C	19 T	36 k	53 1
8	3 D	20 U	37 l	54 2
9	4 E	21 V	38 m	55 3
10	5 F	22 W	39 n	56 4
11	6 G	23 X	40 o	57 5
12	7 H	24 Y	41 p	58 6
13	8 I	25 Z	42 q	59 7
14	9 J	26 a	43 r	60 8
15	10 K	27 b	44 s	61 9
16	11 L	28 c	45 t	62 +
17	12 M	29 d	46 u	63 /
18	13 N	30 e	47 v	
19	14 O	31 f	48 w	(pad) =
20	15 P	32 g	49 x	
21	16 Q	33 h	50 y	

22

23 Special processing is performed if fewer than 24 bits are available at the end of the data being
 24 encoded. A full encoding quantum is always completed at the end of a body. When fewer than 24
 25 input bits are available in an input group, zero bits are added (on the right) to form an integral
 26 number of 6-bit groups. Padding at the end of the data is performed using the '=' character. Since
 27 all base-64 input is an integral number of octets, only the following cases can arise: (1) the final
 28 quantum of encoding input is an integral multiple of 24 bits; here, the final unit of encoded output
 29 will be an integral multiple of 4 characters with no "=" padding, (2) the final quantum of encoding
 30 input is exactly 8 bits; here, the final unit of encoded output will be two characters followed by two
 31 "=" padding characters, or (3) the final quantum of encoding input is exactly 16 bits; here, the final
 32 unit of encoded output will be three characters followed by one "=" padding character.

33 Because it is used only for padding at the end of the data, the occurrence of any '=' characters
 34 may be taken as evidence that the end of the data has been reached (without truncation in
 35 transit). No such assurance is possible, however, when the number of octets transmitted was a
 36 multiple of three.

37 Any characters outside of the base-64 alphabet are to be ignored in base-64-encoded data. The
 38 same applies to any illegal sequence of characters in the base-64 encoding, such as "=====
 39 .Care must be taken to use the proper octets for line breaks if base-64 encoding is applied
 40 directly to text material that has not been converted to canonical form. In particular, text line
 41 breaks must be converted into CRLF sequences prior to base-64 encoding. The important thing
 42 to note is that this may be done directly by the encoder rather than in a prior cannibalization step
 43 in some implementations.

44 NOTE: There is no need to worry about quoting apparent encapsulation boundaries within base-
 45 64-encoded parts of multipart because no hyphen characters are used in the base-64 encoding.

1

1
2
3
4
5
6
7
8
9

**Annex D JPEG file interchange format
(normative)**

Version 1.02

September 1, 1992

1 408 944-6300

Fax: +1 408 944-6314

E-mail: eric@c3.pla.ca.us

1 Why a file interchange format

2 JPEG File Interchange Format (JFIF) is a minimal file format, which enables JPEG bitstreams to be
3 exchanged between a wide variety of platforms and applications. This minimal format does not include
4 any of the advanced features found in the TIFF JPEG specification or any application specific file format.
5 The only purpose of this simplified format is to allow the exchange of JPEG compressed images.

6 JPEG file interchange format

- 7 • Uses JPEG compression
- 8 • Uses JPBG interchange format compressed image representation
- 9 • PC or Mac or UNIX workstation compatible
- 10 • Standard color space: one or three components. For three components YCbCr (CCIR 601-256 levels)
- 11 • APP0 marker used to specify Units, X pixel density, Y pixel density, thumbnail
- 12 • APP0 marker also used to specify JFIF extensions
- 13 • APP0 mater also used to specify application-specific information

14 JPEG compression

15 Although any JPEG process is supported by the syntax of the JFIF it is strongly recommended that the
16 JPEG baseline process be used for the purposes of file interchange. This ensures maximum compatibility
17 with all applications supporting JPEG. JFIF conforms to the JPEG Draft International Standard (ISO DIS
18 10918-1).

19 The JFIF is entirely compatible with the standard JPEG interchange format; the only additional
20 requirement is the mandatory presence of the APP0 marker right after the SOI marker. Note that the
21 JPEG interchange format requires (as does JFIF) all table specifications used in the encoding process be
22 coded in the bitstream prior to their use.

23 Compatible across platforms

24 The JFIF is compatible across platforms: for example, it can use any resource forks supported by the
25 Macintosh and by PCs or workstations, but not just one platform.

26 Standard color space

27 The color space to be used is YCbCr as defined by CCIR 601(256 levels). The RGB components
28 calculated by linear conversion from YCbCr shall not be gamma corrected (gamma = 1.0). If only one
29 component is used, that component shall be Y.

30 APP0 marker is used to identify JPEG FIF

- 31 • The APP0 marker is used to identify a JPEG FIF file.
- 32 • The JPEG FIF APP0 marker is mandatory right after the SOI marker.
- 33 • The JFIF APP0 marker is identified by a zero terminated string: "JFIF".
- 34 • The APP0 can be used for any other purpose by the application provided it can be distinguished from
35 the JFIF APP0.
- 36 • The JFIF APP0 marker provides information which is missing from the JPEG stream: version number,
37 X and Y pixel density (dots per inch or dots per cm), pixel aspect ratio (derived from X and Y pixel
38 density), thumbnail.

1 APP0 marker used to specify JFIF extensions

2 Additional APP0 marker segment(s) can optionally be used to specify JFIF extensions. If used, these
3 segments must immediately follow the JFIF APP0 marker. Decoders should skip any unsupported JFIF
4 extension segments and continue decoding.

5 The JFIF extension APP0 marker is identified by a zero terminated string: "JFXX". The JFIF extension
6 APP0 marker segment contains a 1-byte code, which identifies the extension. This version, version 1.02,
7 has only one extension defined: an extension for defining thumbnails stored in formats other than 24-bit
8 RGB.

9 APP0 marker used for application-specific information

10 Additional APP0 marker segments can be used to hold application-specific information which does not
11 affect the decodability or displayability of the JFIF file. Application-specific APP0 marker segments must
12 appear after the JFIF APP0 and any JFXX APP0 segments. Decoders should skip any unrecognized
13 application-specific APP0 segments.

14 Application-specific APP0 marker segments are identified by a zero terminated string which identifies the
15 application (not "JFIF" or "JFXX"). This string should be an organization name or company trademark.
16 Generic strings such as dog, cat, tree, etc. should not be used.

17 Conversion to and from RGB

18 Y, Cb, and Cr are converted from R, G, and B as defined in CCIR Recommendation 601 but are
19 normalized so as to occupy the full 256 levels of an 8-bit binary encoding. More precisely:

$$\begin{aligned} 20 \quad Y &= 256 * E'_y \\ 21 \quad Cb &= 256 * [E'_{Cb}] + 128 \\ 22 \quad Cr &= 256 * [E'_{Cr}] + 128 \end{aligned}$$

23 where the E'_y , E'_{Cb} and E'_{Cr} are defined as in CCIR 601. Since values of E'_y have a range of 0 to 1.0 and
24 those for E'_{Cb} and E'_{Cr} have a range of -0.5 to +0.5, Y, Cb, and Cr must be clamped to 255 when they are
25 maximum value.

26 RGB to YCbCr conversion

27 YCbCr (256 levels) can be computed directly from 8-bit RGB as follows:

$$\begin{aligned} 28 \quad Y &= 0.299 R + 0.587G + 0.114B \\ 29 \quad Cb &= -0.1687 R - 0.3313 G + 0.5 B + 128 \\ 30 \quad Cr &= 0.5R - 0.4177 G - 0.0813 B + 128 \end{aligned}$$

31 NOTE - Not all image file formats store image samples in the order $R_0, G_0, B_0, \dots, R_n, G_n, B_n$. Be sure to
32 verify the sample order before converting an RGB file to JFIF

33 YCbCr to RGB conversion

34 RGB can be computed directly from YCbCr (256 levels) as follows:

$$\begin{aligned} 35 \quad R &= Y + 1.402 (Cr - 128) \\ 36 \quad G &= Y - 0.34414 (Cb - 128) - 0.71414 (Cr - 128) \\ 37 \quad B &= Y + 1.772 (Cb - 128) \end{aligned}$$

1 Image orientation

2 In JFIF files, the image orientation is always top-down. This means that the first image samples encoded
3 in a JFIF file are located in the upper left hand corner of the image and encoding proceeds from left to
4 right and top to bottom. Top-down orientation is used for both the full resolution image and the thumbnail
5 image.

6 The process of converting an image file having bottom-up orientation to JFIF must include inverting the
7 order of all image lines before JPEG encoding.

8 Spatial relationship of components

9 Specification of the spatial positioning of pixel samples within components relative to the samples of other
10 components is necessary for proper image post processing and accurate image presentation. In JFIF
11 files, the position of the pixels in subsampled components are defined with respect to the highest
12 resolution component. Since components must be sampled orthogonally (along rows and columns), the
13 spatial position of the samples in a given subsampled component may be determined by specifying the
14 horizontal and vertical offsets of the first sample, i.e. the sample in the upper left corner, with respect to
15 the highest resolution component.

16 The horizontal and vertical offsets of the first sample in a subsampled component, $Xoffset_i[0,0]$ and
17 $Yoffset_i[0,0]$, are defined to be:

$$18 \quad Xoffset_i[0,0] = ((Nsamples_{ref} / Nsamples_i) / 2) - 0.5$$

$$19 \quad Yoffset_i[0,0] = ((Nlines_{ref} / Nlines_i) / 2) - 0.5$$

20 where

21 $Nsamples_{ref}$ is the number of samples per line in the largest component;

22 $Nsamples_i$ is the number of samples per line in the i th component;

23 $Nlines_{ref}$ is the number of lines in the largest component;

24 $Nlines_i$ is the number of lines in the i th component.

25 Proper subsampling of components incorporates an anti-aliasing filter which reduces the spectral
26 bandwidth of the full resolution components. Subsampling can easily be accomplished using a
27 symmetrical digital filter with an even number of taps (coefficients). A commonly used filter for 2:1
28 subsampling utilizes two taps (1/2,1/2).

29 As an example, consider a 3 component image which is comprised of components having the following
30 dimensions:

31 Component 1: 256 samples, 288 lines

32 Component 2: 128 samples, 144 lines

33 Component 3: 64 samples, 96 lines

34 In a JFIF file, centers of the samples are positioned as illustrated below:

```

35         x           x           x           x
36         □           □
37         x           x           ⊗           x           x
38         x           x           x           x           x
39         □           □
40         x           x           x           x

```

1 where

2 X Component 1

3 □ Component 2

4 ⊗ Component 3

5 NOTE - This definition is compatible with industry standards such as Postscript Level 2 and QuickTime.
6 This definition is not compatible with the conventions used by CCIR Recommendation 601-I and other
7 digital video formats. For these formats, pre-processing of the chrominance components is necessary
8 prior to compression in order to ensure accurate reconstruction of the compressed image.

9 JPEG file interchange format specification

10 The syntax of a JFIF file conforms to the syntax for interchange format defined in Annex B of ISO DIS
11 10918-1. In addition, a JFIF file uses APP0 marker segments and constrains certain parameters in the
12 frame header as defined below.

13 X'FF', SOI

14 X'FF', APP0, length, identifier, version, units, Xdensity, Ydensity, Xthumbnail, Ythumbnail, (RGB)_n

15	Length	(2 bytes)	Total APP0 field byte count,
16	including the		
17		byte count value (2 bytes), but excluding	
18		the APP0 marker itself	
19	identifier	(5 bytes)	= X'4A', X'46', X'49', X'46', X'00'
20			This zero terminated string ("JFIF")
21			Uniquely identifies this APP0 marker. This
22			string shall have zero parity (bit 7=0).
23	version	(2 bytes)	= X'0102'
24			The most significant byte is used for major
25			revisions, the least significant byte for
26			minor revisions. Version 1.02 is the
27			current released revision.
28	units	(1 byte)	Units for the X and Y densities
29			units = 0: no units, X and Y specify the pixel
30			units = 1: X and Y are dots per inch
31			units = 2: X and Y are dots per cm
32	Xdensity	(2 bytes)	Horizontal pixel density
33	Ydensity	(2 bytes)	Vertical pixel density
34	Xthumbnail	(1 byte)	Thumbnail horizontal pixel count
35	Ythumbnail	(1 byte)	Thumbnail vertical pixel count
36	(RGB) _n	(3n bytes)	Packed (24-bit) RGB values for
37	the		
38			thumbnail pixels, n = Xthumbnail * Ythumbnail

39 [Optional JFIF extension APP0 marker segment(s) - see below]

- 40 •
41 •
42 •

1 X 'FF', SOF_n, length, frame parameters

2	Number of components	Nf	= 1 or 3
3	1st component	C1	= 1 = Y component
4	2nd component	C2	= 2 = Cb component
5	3rd component	C3	= 3 = Cr component
6	.		
7	.		
8	.		
9	X 'FF', EOI		

10 JFIF Extension: APP0 marker segment

11 Immediately following the JFIF APP0 marker segment may be a JFIF extension APP0 marker. This JFIF
12 extension APP0 marker segment may only be present for JFIF versions 1.02 and above. The syntax of
13 the JFIF extension APP0 marker segment is:

14 X 'FF', APP0, Length, identifier, extension code, extension data

15	length	(2 bytes)	Total APP0 field byte count, including
16	the		
17			byte count value (2 bytes), but excluding
18			the APP0 marker itself
19	identifier	(5 bytes)	= X '4A', X '46', X '58', X '58', X '00'
20			This zero terminated string ("JFXX")
21			uniquely identifies this APP0 marker. This
22			string shall have zero parity (bit 7 = 0).
23	extension_code	(1 byte)	= Code which identifies the extension. In
24			this version, the following extensions are
25			defined:
26			= X '10' Thumbnail coded using JPEG
27			= X '11' Thumbnail stored using 1 byte/pixel
28			= X '13' Thumbnail stored using 3 bytes/pixel
29	extension_data	(variable)	= The specification of the remainder of the
30			JFIF extension APP0 marker segment
31			varies with the extension. See below for a
32			specification of extension_data for each extension.

33 JFIF Extension: Thumbnail coded using JPEG

34 This extension supports thumbnails compressed using JPEG. The compressed thumbnail immediately
35 follows the extension-code (X '10') in the extension_data field and the length of the compressed data must
36 be included in the JFIF extension APP0 marker length field.

37 The syntax of the extension_data field conforms to the syntax for interchange format defined in Annex B
38 of ISO DIS 10917-1. However, no "JFIF" or "JFXX" marker segments shall be present. As in the full
39 resolution image of the JFIF file, the syntax of extension_data constrains parameters in the frame header
40 as defined below:

1 X 'FF', SOI
 2 •
 3 •
 4 X'FF'. SOF_n. length, frame parameters
 5 Number of components Nf = 1 or 3
 6 1st component C₁ = 1 = Y component
 7 2nd component C₂ = 2 = Cb component
 8 3rd component C₃ = 3 = Cr component
 9 •
 10 •
 11 X 'FF', EOI

12 JFIF Extension: Thumbnail stored using one byte per pixel

13 This extension supports thumbnails stored using one byte per pixel and a color palette in the
 14 extension_data field. The syntax of extension_data is:

15	Xthumbnail	(1 byte)	Thumbnail horizontal pixel count
16	Ythumbnail	(1 byte)	Thumbnail vertical pixel count
17	Palette	(768 bytes)	24-bit RGB pixel values for the
18	color		
19			palette. The RGB values define the colors
20			represented by each value of an 8-bit
21			binary encoding (0 - 255).
22	(pixel) _n	(n bytes)	8-bit values for the thumbnail
23	pixels		
24			n = Xthumbnail * Ythumbnail

25 JFIF Extension: Thumbnail stored using three bytes per pixel

26 This extension supports thumbnails stored using three bytes per pixel in the extension_data field. The
 27 syntax of extension_data is:

28	Xthumbnail	(1 byte)	Thumbnail horizontal pixel count
29	Ythumbnail	(1 byte)	Thumbnail vertical pixel count
30	(RGB) _n	(3n bytes)	Packed (24-bit) RGB values for
31	the thumbnail		
32			pixels, n = Xthumbnail * Ythumbnail

33 Useful tips

- 34 • You can identify a JFIF file by looking for the following sequence: X'FF', SOI, X'FF', APP0, <2 bytes
 35 to be skipped>, "JFIF", X'00'.
- 36 • If you use APP0 elsewhere, be sure not to have the strings "JFIF" or "JFXX" right after the APP0
 37 marker.
- 38 • If you do not want to include a thumbnail, just program Xthumbnail = Ythumbnail = 0.

- 1 • Be sure to check the version number in the special APP0 field. In general, if the major version
- 2 number of the JFIF file matches that supported by the decoder, the file will be decodable.
- 3 • If you only want to specify a pixel aspect ratio, put 0 for the units field in the special APP0 field.
- 4 Xdensity and Ydensity can then be programmed for the desired aspect ratio. Xdensity = 1, Ydensity =
- 5 1 will program a 1:1 aspect ratio. Xdensity and Ydensity should always be non-zero.

Foot, nonspecific, crippled	CRIP F00T
Hand, nonspecific, crippled	CRIP HAND
Crippled arm, left	CRIP L ARM
Crippled finger(s), left hand (includes webbed fingers)	CRIP L FGR
Crippled foot, left (includes clubfoot)	CRIP L FT
Crippled hand, left	CRIP L HND
Crippled leg, left	CRIP L LEG
Crippled toe(s), left (includes webbed toes)	CRIP L T0E
Leg, nonspecific, crippled	CRIP LEG
Crippled arm, right	CRIP R ARM
Crippled finger(s), right hand (includes webbed fingers)	CRIP R FGR
Crippled foot, right (includes clubfoot)	CRIP R FT
Crippled hand, right	CRIP R HND
Crippled leg, right	CRIP R LEG
Crippled toe(s), right (includes webbed toes)	CRIP R T0E
Toe(s), nonspecific, crippled	CRIP T0E
Crutches	CRUTCHES
Crosseyed	CROSSEYED
Colostomy appliances	C0L0ST APP
Contact lenses	C0N LENSES
Alcohol	DA ALC0H0L
Amphetamines (includes stimulants, speed, etc.)	DA AMPHETA
Barbiturates	DA BARBITU
Cocaine (includes crack)	DA C0CAINE
Glue	DA GLUE
Hallucinogens	DA HALLUCI
Marijuana	DA MARIJUA
Narcotics (includes Heroin, Morphine, Dilaudid, Methadone, etc.)	DA NARC0TI
Paint (includes thinner)	DA PAINT
Ritalin	DA RITALIN

Rohypnol (Brand name for Flunitrazepam. Also referred to as "rophies", "roofies", "ruffies", and "roche").	DA R0HYPNL
Other drugs of abuse not listed above, identify in the miscellaneous (MIS) field	DA 0THER
Deaf, left and right ears	DEAF
Deaf, one ear (nonspecific)	DEAF EAR
Deaf, left ear	DEAF L EAR
Deaf-mute	DEAF MUTE
Deaf, right ear	DEAF R EAR
Denture, lower only	DENT L0W
Denture, upper only	DENT UP
Denture, upper and lower	DENT UP L0
Deviated septum	DEV SEPTUM
Cheek, nonspecific, dimple	DIMP CHEEK
Dimples, chin	DIMP CHIN
Face, dimple	DIMP FACE
Dimples, left cheek (face)	DIMP L CHK
Dimples, right cheek (face)	DIMP R CHK
Abdomen	DISC ABD0M
Ankle, nonspecific	DISC ANKL
Arm, nonspecific	DISC ARM
Back	DISC BACK
Breast, nonspecific	DISC BRST
Buttocks, nonspecific	DISC BUTTK
Calf, nonspecific, discolored	DISC CALF
Cheek (face), nonspecific	DISC CHEEK
Chest	DISC CHEST
Chin	DISC CHIN
Ear, nonspecific	DISC EAR
Elbow, nonspecific, discolored	DISC ELB0W
Eyebrow, nonspecific	DISC EYE
Forearm, nonspecific, discolored	DISC F ARM
Face, nonspecific	DISC FACE
Finger, nonspecific	DISC FGR
Forehead	DISC FHD
Foot, nonspecific	DISC F00T
Groin, nonspecific, discolored	DISC GR0IN

Hand, nonspecific, discolored	DISC HAND
Head	DISC HEAD
Hip, nonspecific	DISC HIP
Knee, nonspecific	DISC KNEE
Ankle, left	DISC L ANK
Arm, left	DISC L ARM
Breast, left	DISC L BRS
Buttock, left	DISC L BUT
Left Calf, discolored	DISC L CALF
Cheek (face), left	DISC L CHK
Ear, left	DISC L EAR
Left Elbow, discolored	DISC L ELB
Eyebrow, left/left eye area	DISC L EYE
Finger(s), left hand	DISC L FGR
Foot, left	DISC L FT
Hip, left	DISC L HIP
Hand, left	DISC L HND
Leg, left	DISC L LEG
Lip, lower	DISC L LIP
Left Toe, discolored	DISC L T0E
Wrist, left	DISC L WRS
Leg, nonspecific	DISC LEG
Left Forearm, discolored	DISC LF ARM
Lip, nonspecific	DISC LIP
Knee, left	DISC LKNEE
Shoulder, left	DISC LSHLD
Thigh, left	DISC LTHGH
Neck	DISC NECK
Nose	DISC NOSE
Penis	DISC PENIS
Ankle, right	DISC R ANK
Arm, right	DISC R ARM
Breast, right	DISC R BRS
Buttock, right	DISC R BUT
Right Calf, discolored	DISC R CALF
Cheek (face), right	DISC R CHK
Ear, right	DISC R EAR
Right Elbow, discolored	DISC R ELB
Eyebrow, right/right eye area	DISC R EYE
Finger(s), right hand	DISC R FGR
Foot, right	DISC R FT
Hip, right	DISC R HIP
Hand, right	DISC R HND
Leg, right	DISC R LEG
Right Toe, discolored	DISC R T0E
Wrist, right	DISC R WRS

Right Forearm, discolored	DISC RF ARM
Knee, right	DISC RKNEE
Shoulder, right	DISC RSHLD
Thigh, right	DISC RTHGH
Shoulder, nonspecific	DISC SHLD
Thigh, nonspecific	DISC THGH
Toe(s), nonspecific, discolored	DISC T0E
Lip, upper	DISC U LIP
Upper Left Arm, discolored	DISC UL ARM
Upper Right Arm, discolored	DISC UR ARM
Wrist, nonspecific	DISC WRIST
Tubes in ears, left and right	EAR TUBES
Extra breast, nonspecific	EXTR BRST
Extra nipple, center	EXTR C NIP
Extra vertebrae, cervical	EXTR C VRT
Extra breast, center	EXTR CBRST
Finger(s), nonspecific, extra	EXTR FGR
Extra finger(s), left hand	EXTR L FGR
Extra nipple, left	EXTR L NIP
EXTRA TOOTH/TEETH (LOWER JAW)	EXTR L TTH
Extra toe(s), left	EXTR L T0E
Extra vertebrae, lumbar	EXTR L VRT
Extra breast, left	EXTR LBRST
Extra nipple, nonspecific	EXTR NIP
Extra finger(s), right hand	EXTR R FGR
Extra nipple, right	EXTR R NIP
Extra toe(s), right	EXTR R T0E
Extra breast, right	EXTR RBRST
Tooth/Teeth, nonspecific, extra	EXTR TTH
Toe(s), nonspecific, extra	EXTR T0E
EXTRA TOOTH/TEETH (UPPER JAW)	EXTR U TTH
Extra vertebrae, nonspecific	EXTR VRT
Ankle, nonspecific	FRC ANKL
Arm, nonspecific	FRC ARM
Back	FRC BACK
Clavicle, nonspecific	FRC CLAVIC
Elbow, nonspecific, fractured	FRC ELB0W
Finger(s), nonspecific	FRC FGR
Foot, nonspecific	FRC F00T

Hand, nonspecific	FRC HAND
Hip, nonspecific, fractured	FRC HIP
Jaw, nonspecific	FRC JAW
Knee, nonspecific	FRC KNEE
Ankle, left	FRC L ANKL
Left Arm, fractured	FRC L ARM
Left Elbow, fractured	FRC L ELB
Finger(s), left	FRC L FGR
Foot, left	FRC L F00T
Hand, left	FRC L HAND
Left Hip, fractured	FRC L HIP
Knee, left	FRC L KNEE
Left Leg, fractured	FRC L LEG
Rib(s), left	FRC L RIB
Shoulder, left	FRC L SHLD
Toe(s), left foot	FRC L T0E
Wrist, left	FRC L WRST
Clavicle, left	FRC LCLAVI
Leg, nonspecific	FRC LEG
Arm, lower left	FRC LL ARM
Jaw, lower left	FRC LL JAW
Leg, lower left	FRC LL LEG
Pelvis bone, left	FRC LPELVI
Arm, lower right	FRC LR ARM
Jaw, lower left	FRC LR JAW
Leg, lower right	FRC LR LEG
Neck	FRC NECK
Nose	FRC N0SE
Pelvis	FRC PELVIS
Ankle, right	FRC R ANKL
Right Arm, fractured	FRC R ARM
Right Elbow, fractured	FRC R ELB
Finger(s), right	FRC R FGR
Foot, right	FRC R F00T
Hand, right	FRC R HAND
Right Hip, fractured	FRC R HIP
Knee, right	FRC R KNEE
Right Leg, fractured	FRC R LEG
Rib(s), right	FRC R RIB
Shoulder, right	FRC R SHLD
Toe(s), right foot	FRC R T0E
Wrist, right	FRC R WRST
Clavicle, right	FRC RCLAVI
Rib(s), nonspecific	FRC RIBS
Pelvis bone, right	FRC RPELVI
Shoulder, nonspecific	FRC SHLD
Skull	FRC SKULL

Spine	FRC SPINE
Sternum	FRC STERN
Toe(s), nonspecific	FRC T0E
Arm, upper left	FRC UL ARM
Jaw, upper left	FRC UL JAW
Leg, upper left	FRC UL LEG
Arm, upper right	FRC UR ARM
Jaw, upper right	FRC UR JAW
Leg, upper right	FRC UR LEG
Wrist, nonspecific	FRC WRIST
Freckles	FRECKLES
Glasses (prescription)	GLASSES
Glaucoma	GLAUCOMA
Gold tooth	GOLD T00TH
Hair implants	HAIR IMPL
Hearing Aid	HEAR AID
Ankle, nonspecific	HFR ANKL
Arm, nonspecific	HFR ARM
Back	HFR BACK
Clavicle, nonspecific	HFR CLAVIC
Elbow, nonspecific, healed fractured	HFR ELB0W
Finger(s), nonspecific	HFR FGR
Foot, nonspecific	HFR F00T
Hand, nonspecific	HFR HAND
Hip, nonspecific, healed fractured	HFR HIP
Jaw, nonspecific	HFR JAW
Knee, nonspecific	HFR KNEE
Ankle, left	HFR L ANKL
Left Arm, healed fractured	HFR L ARM
Left Elbow, healed fractured	HFR L ELB
Finger(s), left	HFR L FGR
Foot, left	HFR L F00T
Hand, left	HFR L HAND
Left Hip, healed fractured	HFR L HIP
Knee, left	HFR L KNEE
Left Leg, healed fractured	HFR L LEG
Rib(s), left	HFR L RIB
Shoulder, left	HFR L SHLD
Toe(s), left foot	HFR L T0E
Wrist, left	HFR L WRST
Clavicle, left	HFR LCLAVI
Leg, nonspecific	HFR LEG
Arm, lower left	HFR LL ARM
Jaw, lower left	HFR LL JAW
Leg, lower left	HFR LL LEG

Pelvis bone, left	HFR LPELVI
Arm, lower right	HFR LR ARM
Jaw, lower left	HFR LR JAW
Leg, lower right	HFR LR LEG
Neck	HFR NECK
Nose	HFR N0SE
Pelvis	HFR PELVIS
Ankle, right	HFR R ANKL
Right Arm, healed fractured	HFR R ARM
Right Elbow, healed fractured	HFR R ELB
Finger(s), right	HFR R FGR
Foot, right	HFR R F00T
Hand, right	HFR R HAND
Right Hip, healed fractured	HFR R HIP
Knee, right	HFR R KNEE
Right Leg, healed fractured	HFR R LEG
Rib(s), right	HFR R RIB
Shoulder, right	HFR R SHLD
Toe(s), right foot	HFR R T0E
Wrist, right	HFR R WRST
Clavicle, right	HFR RCLAVI
Rib(s), nonspecific	HFR RIBS
Pelvis bone, right	HFR RPELVI
Shoulder, nonspecific	HFR SHLD
Skull	HFR SKULL
Spine	HFR SPINE
Sternum	HFR STERN
Toe(s), nonspecific	HFR T0E
Arm, upper left	HFR UL ARM
Jaw, upper left	HFR UL JAW
Leg, upper left	HFR UL LEG
Arm, upper right	HFR UR ARM
Jaw, upper right	HFR UR JAW
Leg, upper right	HFR UR LEG
Wrist, nonspecific	HFR WRIST
Humpbacked	HUMPBACKED
Penile implant	IMPL PENIS
Intramedullary rod	INTRA R0D
Intrauterine device	IUD
Acne	MC ACNE
Attention Deficit Disorder	MC ADD
Alcoholism	MC ALC0H0L
Allergies including asthma	MC ALLERGY
Alzheimer's Disease	MC ALZHMR5

Arthritis	MC ARTHR5TS
Behavior Disorder (includes Autism, Depression, Schizophrenia, Suicidal Tendencies (past and present))	MC BEHAVIO
Hematological Diseases (disease of the blood - includes: anemia, hemophilia, leukemia, and sickle cell anemia)	MC BL00D
Cancer	MC CANCER
Diabetic	MC DIABTIC
Drug Abuse	MC DRUGAB
Down's Syndrome	MC D0WNSYN
Eating Disorders (Includes Anorexia Nervosa and Bulimia)	MC EATDIS
Heart or circulatory diseases including: high blood pressure, heart failure, heart attack, hardening of the arteries, and circulation problems	MC HEART
Kidney Conditions or Diseases	MC KIDNEY
Liver Disease (Including cirrhosis and hepatitis)	MC LIVER
Nervous conditions including: seizures, stroke, senility, and mental retardation	MC NERVOUS
Neurological Conditions or Diseases (includes Cerebral Palsy, Epilepsy, Multiple Sclerosis, Parkinson's Disease)	MC NRLGCAL
Paraplegic	MC PARPLGC
Pregnancy - Past	MC PASTPRE
Pulmonary (Lung) Diseases (includes Emphesyma, Cystic Fibrosis)	MC PLMNARY
Pregnancy - Present	MC PREGNAN
Quadriplegic	MC QUADPLG

Skin Disorders (includes psoriasis and eczema)	MC SKIN
Tuberculosis	MC TB
Thyroid Conditions or Diseases	MC THYROID
Tourette's Syndrome	MC T0URETE
Other medical disorders/conditions not listed above, identify in the Miscellaneous (MIS) Field	MC OTHER
Adenoids	MISS ADND
Appendix	MISS APPNX
Arm, nonspecific, missing	MISS ARM
Breast, nonspecific, missing	MISS BRST
Breasts	MISS BRSTS
Missing Cervical Vertebra(e)	MISS C VRT
Ear, nonspecific, missing	MISS EAR
Eye, nonspecific, missing	MISS EYE
Finger(s), nonspecific, missing	MISS FGR
Finger Joint, nonspecific, missing	MISS FJT
Foot, nonspecific, missing	MISS FOOT
Gallbladder	MISS GALL
Hand, nonspecific, missing	MISS HAND
Intestines	MISS INTES
Kidney, nonspecific, missing	MISS KID
Arm, left	MISS L ARM
Ear, left	MISS L EAR
Eye, left	MISS L EYE
Finger(s), left hand	MISS L FGR
Finger joint(s), left hand	MISS L FJT
Foot, left	MISS L FT
Hand, left	MISS L HND
Kidney, left	MISS L KID
Leg, left	MISS L LEG
Testis, left	MISS L TES
Toes(s), left foot	MISS L T0E
Missing Lumbar Vertebra(e)	MISS L VRT
Breast, left	MISS LBRST
Leg, nonspecific, missing	MISS LEG

Arm, lower left	MISS LLARM
Leg, lower left	MISS LLLEG
Lung, left	MISS LLUNG
Arm, lower right	MISS LRARM
Leg, lower right	MISS LRLEG
Larynx	MISS LRYNX
Lung, nonspecific, missing	MISS LUNG
Ovary, left	MISS LOVAR
Nose	MISS N0SE
Pancreas	MISS PANCR
Missing Penis	MISS PENIS
Prostate Gland	MISS PR0ST
Arm, right	MISS R ARM
Ear, right	MISS R EAR
Eye, right	MISS R EYE
Finger(s), right hand	MISS R FGR
Finger joint(s), right hand	MISS R FJT
Foot, right	MISS R FT
Hand, right	MISS R HND
Kidney, right	MISS R KID
Leg, right	MISS R LEG
Testis, right	MISS R TES
Toes(s), right foot	MISS R T0E
Breast, right	MISS RBRST
Lung, right	MISS RLUNG
Ovary, right	MISS R0VAR
Spleen	MISS SPLEN
Stomach	MISS ST0MA
Testical, nonspecific, missing	MISS TES
Thyroid	MISS THYRD
Toe(s), nonspecific, missing	MISS T0E
Tongue	MISS T0NG
Tonsils	MISS T0NSL
Uterus	MISS UTRUS
Missing Vertebra(e), nonspecific	MISS VRT
Ovaries	MISS OVARS
Ovary, nonspecific, missing	MISS OVARY
Mute (To be used if person is mute but not deaf.)	MUTE
Abdomen	MOLE ABDOM
Ankle, nonspecific	MOLE ANKL

Arm, nonspecific, mole	M0LE ARM
Back	M0LE BACK
Breast, nonspecific	M0LE BRST
Buttocks, nonspecific	M0LE BUTTK
Calf, nonspecific, mole	M0LE CALF
Chest	M0LE CHEST
Chin	M0LE CHIN
Cheek (face), nonspecific	M0LE CHK
Ear, nonspecific	M0LE EAR
Elbow, nonspecific, mole	M0LE ELBOW
Eye, nonspecific, mole	M0LE EYE
Forearm, nonspecific, mole	M0LE F ARM
Face, mole	M0LE FACE
Finger, nonspecific	M0LE FGR
Forehead	M0LE FHD
Foot, nonspecific	M0LE FOOT
Groin area	M0LE GROIN
Hand	M0LE HAND
Head, nonspecific	M0LE HEAD
Hip, nonspecific	M0LE HIP
Knee, nonspecific	M0LE KNEE
Ankle, left	M0LE L ANK
Arm, left	M0LE L ARM
Buttock, left	M0LE L BUT
Left Calf, mole	M0LE L CALF
Cheek (face), left	M0LE L CHK
Ear, left	M0LE L EAR
Left Elbow, mole	M0LE L ELB
Eyebrow, left/left eye area	M0LE L EYE
Finger(s), left hand	M0LE L FGR
Foot, left	M0LE L FT
Hip, left	M0LE L HIP
Hand, left	M0LE L HND
Knee, left	M0LE L KNE
Leg, left	M0LE L LEG
Lip, lower	M0LE L LIP
Shoulder, left	M0LE L SHD
Thigh, left	M0LE L THG
Left Toe, mole	M0LE L T0E
Wrist, left	M0LE L WRS
Breast, left	M0LE LBRST
Leg, nonspecific	M0LE LEG
Left forearm, mole	M0LE LF ARM
Lip, nonspecific	M0LE LIP
Neck	M0LE NECK
Nose	M0LE NOSE

Penis	M0LE PENIS
Ankle, right	M0LE R ANK
Arm, right	M0LE R ARM
Buttock, right	M0LE R BUT
Right Calf, mole	M0LE R CALF
Cheek (face), right	M0LE R CHK
Ear, right	M0LE R EAR
Right Elbow, mole	M0LE R ELB
Eyebrow, right/right eye area	M0LE R EYE
Finger(s), right hand	M0LE R FGR
Foot, right	M0LE R FT
Hip, right	M0LE R HIP
Hand, right	M0LE R HND
Knee, right	M0LE R KNE
Leg, right	M0LE R LEG
Shoulder, right	M0LE R SHD
Thigh, right	M0LE R THG
Right Toe, mole	M0LE R T0E
Wrist, right	M0LE R WRS
Breast, right	M0LE RBRST
Right forearm, mole	M0LE RF ARM
Shoulder, nonspecific	M0LE SHLD
Thigh, nonspecific	M0LE THGH
Toe(s), nonspecific, mole	M0LE T0E
Lip, right	M0LE U LIP
Upper Left Arm, mole	M0LE UL ARM
Upper Right Arm, mole	M0LE UR ARM
Wrist, nonspecific, mole	M0LE WRS
Ankle, nonspecific, needle mark	NM ANKL
Arm, nonspecific, needle mark	NM ARM
Buttock, nonspecific, needle mark	NM BUTTK
Calf, nonspecific, needle mark	NM CALF
Elbow, nonspecific, needle mark	NM ELBOW
Finger(s), nonspecific, needle mark	NM FGR
Foot, nonspecific, needle mark	NM FOOT
Groin, nonspecific, needle mark	NM GROIN
Hand, nonspecific, needle mark	NM HAND
Hip, nonspecific, needle mark	NM HIP

Knee, nonspecific, needle mark	NM KNEE
Left Ankle, needle mark	NM L ANKL
Arm, left	NM L ARM
Buttock, left	NM L BUTTK
Left Calf, needle mark	NM L CALF
Left Elbow, needle mark	NM L ELB
Finger(s), left hand	NM L FGR
Foot, left	NM L FOOT
Left Hip, needle mark	NM L HIP
Hand, left	NM L HND
Left Knee, needle mark	NM L KNE
Leg, left	NM L LEG
Left Shoulder, needle mark	NM L SHLD
Thigh, left	NM L THIGH
Left Toe, needle mark	NM L TOE
Wrist, left	NM L WRIST
Leg, nonspecific, needle mark	NM LEG
Lower Left Arm, needle mark	NM LL ARM
Lower Right Arm, needle mark	NM LR ARM
Penis, needle mark	NM PENIS
Right Ankle, needle mark	NM R ANKL
Arm, right	NM R ARM
Buttock, right	NM R BUTTK
Right Calf, needle mark	NM R CALF
Right Elbow, needle mark	NM R ELB
Finger(s), right hand	NM R FGR
Foot, right	NM R FOOT
Right Hip, needle mark	NM R HIP
Hand, right	NM R HND
Right Knee, needle mark	NM R KNE
Leg, right	NM R LEG
Right Shoulder, needle mark	NM R SHLD
Thigh, right	NM R THIGH
Right Toe, needle mark	NM R TOE
Wrist, right	NM R WRIST
Shoulder, nonspecific, needle mark	NM SHLD
Thigh, nonspecific, needle mark	NM THIGH
Toe(s), nonspecific, needle mark	NM TOE
Upper Left Arm, needle mark	NM UL ARM

Upper Right Arm, needle mark	NM UR ARM
Wrist, nonspecific, needle mark	NM WRIST
Pierced abdomen	PRCD ABDMN
Pierced back	PRCD BACK
Pierced ear, one nonspecific	PRCD EAR
Pierced ears	PRCD EARS
Pierced eyebrow, nonspecific	PRCD EYE
Pierced genitalia	PRCD GNTLS
Pierced left ear	PRCD L EAR
Pierced left eyebrow	PRCD L EYE
Pierced nipple, left	PRCD L NIP
Pierced lip, nonspecific	PRCD LIP
Pierced lip, lower	PRCD LLIP
Pierced nipple, nonspecific	PRCD NIPPL
Pierced nose	PRCD NOSE
Pierced right ear	PRCD R EAR
Pierced right eyebrow	PRCD R EYE
Pierced nipple, right	PRCD R NIP
Pierced tongue	PRCD TONGU
Pierced lip, upper	PRCD ULIP
Jaw, nonspecific, protruding	PROT JAW
Protruding lower jaw	PROT L JAW
Protruding upper jaw	PROT U JAW
Pockmarks	POCKMARKS
Abdomen	RTAT ABDM
Ankle, nonspecific	RTAT ANKL
Arm, nonspecific	RTAT ARM
Back	RTAT BACK
Breast, nonspecific	RTAT BRST
Buttocks, nonspecific	RTAT BUTTK
Calf, nonspecific	RTAT CALF
Cheek (face), nonspecific	RTAT CHEEK
Chest	RTAT CHEST
Chin	RTAT CHIN
Ear, nonspecific	RTAT EAR
Elbow, nonspecific	RTAT ELB0W
Eye, nonspecific, remove tattoo	RTAT EYE
Face, nonspecific (Use the MIS field to further describe location)	RTAT FACE
Forearm, nonspecific	RTAT FARM

Forehead	RTAT FHD
Full body	RTAT FLB0D
Finger, nonspecific	RTAT FNGR
Foot, nonspecific	RTAT F00T
Groin Area	RTAT GR0IN
Hand, nonspecific	RTAT HAND
Head, nonspecific (Use the MIS field to further describe location)	RTAT HEAD
Hip, nonspecific	RTAT HIP
Knee, nonspecific	RTAT KNEE
Arm, left	RTAT L ARM
Cheek (face), left	RTAT L CHK
Ear, left	RTAT L EAR
Elbow, left	RTAT L ELB
Left Eye, remove tattoo	RTAT L EYE
Finger(s), left hand	RTAT L FGR
Hip, left	RTAT L HIP
Hand, left	RTAT L HND
Leg, left	RTAT L LEG
Left Toe, remove tattoo	RTAT L T0E
Ankle, left	RTAT LANKL
Breast, left	RTAT LBRST
Buttocks, left	RTAT LBUTK
Calf, left	RTAT LCALF
Leg, nonspecific	RTAT LEG
Forearm, left	RTAT LFARM
Foot, left	RTAT LF00T
Lip, nonspecific	RTAT LIP
Knee, left	RTAT LKNEE
Shoulder, left	RTAT LSHLD
Thigh, left	RTAT LTHGH
Lip, lower	RTAT LWLIP
Wrist, left	RTAT LWRS
Neck	RTAT NECK
Nose	RTAT N0SE
Penis	RTAT PENIS
Arm, right (Use the MIS field to further describe location)	RTAT R ARM
Cheek (face), right	RTAT R CHK
Ear, right	RTAT R EAR
Elbow, right	RTAT R ELB
Right Eye, remove tattoo	RTAT R EYE
Finger(s), right hand	RTAT R FGR
Hip, right	RTAT R HIP
Hand, right	RTAT R HND

Leg, right (Use the MIS field to further describe location)	RTAT R LEG
Right Toe, remove tattoo	RTAT R T0E
Angle, right	RTAT RANKL
Breast, right	RTAT RBRST
Buttocks, right	RTAT RBUTK
Calf, right	RTAT RCALF
Forearm, right	RTAT RFARM
Foot, right	RTAT RF00T
Knee, right	RTAT RKNEE
Shoulder, right	RTAT RSHLD
Thigh, right	RTAT RTHGH
Wrist, right	RTAT RWRS
Shoulder, nonspecific	RTAT SHLD
Thigh, nonspecific	RTAT THGH
Toe(s), nonspecific, remove tattoo	RTAT T0E
Arm, left upper	RTAT ULARM
Lip, upper	RTAT UPLIP
Arm, right upper	RTAT URARM
Wrist, nonspecific	RTAT WRS
Abdomen	SC ABD0M
Ankle, nonspecific	SC ANKL
Arm, nonspecific	SC ARM
Back	SC BACK
Breast, nonspecific	SC BREAST
Buttocks, nonspecific	SC BUTTK
Calf, nonspecific	SC CALF
Chest	SC CHEST
Chin	SC CHIN
Cheek, nonspecific	SC CHK
Ear, nonspecific	SC EAR
Elbow, nonspecific	SC ELB0W
Eyebrow, nonspecific	SC EYE
Forearm, nonspecific	SC F ARM
Face, nonspecific (use MIS field to further describe location)	SC FACE
Finger, nonspecific	SC FGR
Forehead	SC FHD
Foot, nonspecific	SC F00T
Groin area	SC GR0IN
Hand, nonspecific	SC HAND
Head, nonspecific (use MIS field to further describe location)	SC HEAD
Hip, nonspecific	SC HIP

Knee, nonspecific	SC KNEE
Ankle, left	SC L ANKL
Arm, left, nonspecific	SC L ARM
Breast, left	SC L BRST
Buttocks, left	SC L BUTTK
Calf, left	SC L CALF
Cheek, left	SC L CHK
Ear, left	SC L EAR
Elbow, left	SC L ELB
Eyebrow, left/left eye area	SC L EYE
Finger(s), left hand	SC L FGR
Foot, left	SC L FT
Hip, left	SC L HIP
Hand, left	SC L HND
Knee, left	SC L KNEE
Leg, left	SC L LEG
Shoulder, left	SC L SHLD
Thigh, left	SC L THGH
Left Toe, scar	SC L T0E
Wrist, left	SC L WRIST
Leg, nonspecific	SC LEG
Forearm, left	SC LF ARM
Lip, nonspecific	SC LIP
Lip, lower	SC LOW LIP
Neck	SC NECK
Nose	SC N0SE
Penis	SC PENIS
Ankle, right	SC R ANKL
Arm, right, nonspecific	SC R ARM
Breast, right	SC R BRST
Buttocks, right	SC R BUTTK
Calf, right	SC R CALF
Cheek, right	SC R CHK
Ear, right	SC R EAR
Elbow, right	SC R ELB
Eyebrow, right/right eye area	SC R EYE
Finger(s), right hand	SC R FGR
Foot, right	SC R FT
Hip, right	SC R HIP
Hand, right	SC R HND
Knee, right	SC R KNEE
Leg, right	SC R LEG
Shoulder, right	SC R SHLD
Thigh, right	SC R THGH
Right Toe, scar	SC R T0E
Wrist, right	SC R WRIST

Forearm, right	SC RF ARM
Shoulder, nonspecific	SC SHLD
Thigh, nonspecific	SC THGH
Toe(s), nonspecific, scar	SC T0E
Arm, left upper	SC UL ARM
Lip, upper	SC UP LIP
Arm, right upper	SC UR ARM
Wrist, nonspecific	SC WRIST
Shorter left leg	SHRT L LEG
Leg, nonspecific, short	SHRT LEG
Shorter right leg	SHRT R LEG
Shunt, arterial vascular	SHUNT ART
Shunt, cerebral ventricule	SHUNT CERB
Skull plate	SKL PLATE
Silver tooth	SLVR T0OTH
Staples	STAPLES
Stutters	STUTTERS
Abdomen	TAT ABD0M
Ankle, nonspecific	TAT ANKL
Arm, nonspecific	TAT ARM
Back	TAT BACK
Breast	TAT BREAST
Buttocks	TAT BUTTK
Calf, nonspecific	TAT CALF
Cheek (face), nonspecific	TAT CHEEK
Chest	TAT CHEST
Chin	TAT CHIN
Ear, nonspecific	TAT EAR
Elbow, nonspecific	TAT ELB0W
Eye, nonspecific, tattoo	TAT EYE
Face, nonspecific (use MIS field to further describe location)	TAT FACE
Forearm, nonspecific	TAT FARM
Forehead	TAT FHD
Full Body (Use only when the entire body - arms, legs, chest, and back are covered with tattoos.)	TAT FLB0DY
Finger, nonspecific	TAT FNGR
Foot, nonspecific	TAT F00T
Groin area	TAT GR0IN
Hand, nonspecific	TAT HAND
Head, nonspecific (use MIS field to further describe location)	TAT HEAD

Hip, nonspecific	TAT HIP
Knee, nonspecific	TAT KNEE
Ankle, left	TAT L ANKL
Arm, left	TAT L ARM
Breast, left	TAT L BRST
Buttock, left	TAT L BUTK
Calf, left	TAT L CALF
Cheek (face), left	TAT L CHK
Ear, left	TAT L EAR
Left Eye, tattoo	TAT L EYE
Finger(s), left hand	TAT L FGR
Foot, left	TAT L FOOT
Hip, left	TAT L HIP
Hand, left	TAT L HND
Knee, left	TAT L KNEE
Leg, left, nonspecific	TAT L LEG
Shoulder, left	TAT L SHLD
Thigh, left	TAT L THGH
Left Toe, tattoo	TAT L T0E
Wrist, left	TAT L WRS
Leg, nonspecific	TAT LEG
Elbow, left	TAT LELBOW
Forearm, left	TAT LF ARM
Lip, nonspecific	TAT LIP
Lip, lower	TAT LW LIP
Neck	TAT NECK
Nose	TAT NOSE
Penis	TAT PENIS
Ankle, right	TAT R ANKL
Arm, right	TAT R ARM
Breast, right	TAT R BRST
Buttock, right	TAT R BUTK
Calf, right	TAT R CALF
Cheek (face), right	TAT R CHK
Ear, right	TAT R EAR
Right Eye, tattoo	TAT R EYE
Finger(s), right hand	TAT R FGR
Foot, right	TAT R FOOT
Hip, right	TAT R HIP
Hand, right	TAT R HND
Knee, right	TAT R KNEE
Leg, right, nonspecific	TAT R LEG
Shoulder, right	TAT R SHLD
Thigh, right	TAT R THGH
Right Toe, tattoo	TAT R T0E
Wrist, right	TAT R WRS
Elbow, right	TAT RELBOW

Forearm, right	TAT RF ARM
Shoulder, nonspecific	TAT SHLD
Thigh, nonspecific	TAT THGH
Toe(s), nonspecific, tattoo	TAT T0E
Arm, left upper	TAT UL ARM
Lip, upper	TAT UP LIP
Arm, right upper	TAT UR ARM
Wrist, nonspecific	TAT WRS
Anticonvulsants (seizure medicines - includes: Dilantin Mysoline, Phenobarbital, etc.)	TD ACONVUL
Antidepressants (mood-lifters - (Mood lifters - includes: Amitriptylene, Elavil, Norpramine, Prozac, Triavil, Zoloft, etc.)	TD ADEPRES
Analgesics (pain relievers -includes: Darvon, Acetominophen, Aspirin, etc.)	TD ANALGES
Antibiotics	TD ANBTCS
Anti-Inflammatory Medication	TD ANTINFL
Bronchial Dilators (Includes inhalers)	TD BRNCHDL
Cardiac (heart medications - includes: Digitalis, Digoxin, etc.)	TD CARDIAC
Hypnotics (sleeping aides -includes: Barbiturates, Chloral Hydrate, Glutethemide, etc.)	TD HYPNOTI
Insulin	TD INSULIN
Ritalin	TD RITALIN
Tranquilizers (includes: Valium, Thorazine, Stellazine, etc.)	TD TRANQUI
Other therapeutic medications not listed above, identify in the MIS Field.	TD OTHER

Transsexual (Miscellaneous field should indicate what the individual was at birth and what they are at the time the record is entered into NCIC.)	TRANSSXL
Transvestite	TRANSVST
Tube in left ear	TUBE L EAR
Tube in right ear	TUBE R EAR
Vascular prosthesis	VASC PR0TH
Wheelchair	WHEELCHAIR
Wire sutures	WIRE SUTUR
Orthopedic nail or pin	0RTH NAIL
Orthopedic plate	0RTH PLATE
Orthopedic screw	0RTH SCREW

1

Annex F Instance Document
(informative)

This annex contains an example XML instance document file ("Instance_2007e.xml") containing all logical record types and illustrating the use of every data element.

```

1 <?xml version="1.0" encoding="UTF-8"?>
2 <itl:NISTBiometricInformationExchangePackage xmlns:xsi="http://www.w3.org/2001/XMLSchema-instance"
3 xsi:schemaLocation="http://itl.nist.gov/biometric/1-2007 ITL-2007e-Package.xsd"
4 xmlns:ansi-nist="http://niem.gov/niem/ansi-nist/2.0"
5 xmlns:itl="http://itl.nist.gov/biometric/1-2007"
6 xmlns:s="http://niem.gov/niem/structures/2.0"
7 xmlns:nc="http://niem.gov/niem/niem-core/2.0"
8 xmlns:xsd="http://www.w3.org/2001/XMLSchema">
9 <!-- ===== -->
10 <!--
11 <!-- RECORD TYPE 01 ----- -->
12 <!-- ===== -->
13 <itl:PackageInformationRecord>
14 <ansi-nist:RecordCategoryCode>01</ansi-nist:RecordCategoryCode>
15 <ansi-nist:Transaction>
16 <!-- ===== fieldID="1.005" fieldMnemonic="DAT" == -->
17 <ansi-nist:TransactionDate>
18 <nc:Date>2007-07-06</nc:Date>
19 </ansi-nist:TransactionDate>
20 <!-- ===== fieldID="1.007" fieldMnemonic="DAI" == -->
21 <ansi-nist:TransactionDestinationOrganization>
22 <nc:OrganizationIdentification>
23 <nc:IdentificationID>WI013415Y</nc:IdentificationID>
24 </nc:OrganizationIdentification>
25 <nc:OrganizationName>WI Crime Information Bureau</nc:OrganizationName>
26 </ansi-nist:TransactionDestinationOrganization>
27 <!-- ===== fieldID="1.008" fieldMnemonic="ORI" == -->
28 <ansi-nist:TransactionOriginatingOrganization>

```

```
1      <nc:OrganizationIdentification>
2          <nc:IdentificationID>WI013415Y</nc:IdentificationID>
3      </nc:OrganizationIdentification>
4      <nc:OrganizationName>WI Crime Information Bureau</nc:OrganizationName>
5  </ansi-nist:TransactionOriginatingOrganization>
6  <!-- ===== fieldID="1.014" fieldMnemonic="GMT" == -->
7  <ansi-nist:TransactionUTCDate>
8      <nc:DateTime>2005-11-05T05:25:00Z</nc:DateTime>
9  </ansi-nist:TransactionUTCDate>
10 <!-- ===== fieldID="1.009" fieldMnemonic="TCN" == -->
11 <ansi-nist:TransactionControlIdentification>
12     <nc:IdentificationID>56839</nc:IdentificationID>
13 </ansi-nist:TransactionControlIdentification>
14 <!-- ===== fieldID="1.010" fieldMnemonic="TCR" == -->
15 <ansi-nist:TransactionControlReferenceIdentification>
16     <nc:IdentificationID>29385</nc:IdentificationID>
17 </ansi-nist:TransactionControlReferenceIdentification>
18 <!-- ===== fieldID="1.013" fieldMnemonic="DOM" == -->
19 <ansi-nist:TransactionDomain>
20     <ansi-nist:DomainVersionNumberIdentification>
21         <nc:IdentificationID>7.02</nc:IdentificationID>
22     </ansi-nist:DomainVersionNumberIdentification>
23     <ansi-nist:OrganizationName>NORAM</ansi-nist:OrganizationName>
24 </ansi-nist:TransactionDomain>
25 <ansi-nist:TransactionImageResolutionDetails>
26     <!-- ===== fieldID="1.011" fieldMnemonic="NSR" == -->
27     <ansi-nist:NativeScanningResolutionValue>19.69</ansi-nist:NativeScanningResolutionValue>
28     <!-- ===== fieldID="1.012" fieldMnemonic="NTR" == -->
29     <ansi-nist:NominalTransmittingResolutionValue>19.69</ansi-nist:NominalTransmittingResolutionValue>
30 </ansi-nist:TransactionImageResolutionDetails>
31 <!-- ===== fieldID="1.002" fieldMnemonic="VER" == -->
32 <ansi-nist:TransactionMajorVersionValue>04</ansi-nist:TransactionMajorVersionValue>
33 <ansi-nist:TransactionMinorVersionValue>00</ansi-nist:TransactionMinorVersionValue>
34 <!-- ===== fieldID="1.006" fieldMnemonic="PRY" == -->
35 <ansi-nist:TransactionPriorityValue>5</ansi-nist:TransactionPriorityValue>
36 <!-- ===== fieldID="1.004" fieldMnemonic="TOT" == -->
37 <ansi-nist:TransactionCategoryCode>CAR</ansi-nist:TransactionCategoryCode>
```

```
1      <!-- ===== fieldID="1.003" fieldMnemonic="CNT" == -->
2      <ansi-nist:TransactionContentSummary>
3          <ansi-nist:ContentFirstRecordCategoryCode>1</ansi-nist:ContentFirstRecordCategoryCode>
4          <ansi-nist:ContentRecordCount>21</ansi-nist:ContentRecordCount>
5          <ansi-nist:ContentRecordSummary>
6              <ansi-nist:ImageReferenceIdentification>
7                  <nc:IdentificationID>00</nc:IdentificationID>
8              </ansi-nist:ImageReferenceIdentification>
9              <ansi-nist:RecordCategoryCode>02</ansi-nist:RecordCategoryCode>
10         </ansi-nist:ContentRecordSummary>
11         <ansi-nist:ContentRecordSummary>
12             <ansi-nist:ImageReferenceIdentification>
13                 <nc:IdentificationID>01</nc:IdentificationID>
14             </ansi-nist:ImageReferenceIdentification>
15             <ansi-nist:RecordCategoryCode>03</ansi-nist:RecordCategoryCode>
16         </ansi-nist:ContentRecordSummary>
17         <ansi-nist:ContentRecordSummary>
18             <ansi-nist:ImageReferenceIdentification>
19                 <nc:IdentificationID>02</nc:IdentificationID>
20             </ansi-nist:ImageReferenceIdentification>
21             <ansi-nist:RecordCategoryCode>04</ansi-nist:RecordCategoryCode>
22         </ansi-nist:ContentRecordSummary>
23         <ansi-nist:ContentRecordSummary>
24             <ansi-nist:ImageReferenceIdentification>
25                 <nc:IdentificationID>03</nc:IdentificationID>
26             </ansi-nist:ImageReferenceIdentification>
27             <ansi-nist:RecordCategoryCode>05</ansi-nist:RecordCategoryCode>
28         </ansi-nist:ContentRecordSummary>
29         <ansi-nist:ContentRecordSummary>
30             <ansi-nist:ImageReferenceIdentification>
31                 <nc:IdentificationID>04</nc:IdentificationID>
32             </ansi-nist:ImageReferenceIdentification>
33             <ansi-nist:RecordCategoryCode>06</ansi-nist:RecordCategoryCode>
34         </ansi-nist:ContentRecordSummary>
35         <ansi-nist:ContentRecordSummary>
36             <ansi-nist:ImageReferenceIdentification>
37                 <nc:IdentificationID>05</nc:IdentificationID>
```

```
1      </ansi-nist:ImageReferenceIdentification>
2      <ansi-nist:RecordCategoryCode>07</ansi-nist:RecordCategoryCode>
3  </ansi-nist:ContentRecordSummary>
4  <ansi-nist:ContentRecordSummary>
5      <ansi-nist:ImageReferenceIdentification>
6          <nc:IdentificationID>06</nc:IdentificationID>
7      </ansi-nist:ImageReferenceIdentification>
8      <ansi-nist:RecordCategoryCode>08</ansi-nist:RecordCategoryCode>
9  </ansi-nist:ContentRecordSummary>
10 <ansi-nist:ContentRecordSummary>
11     <ansi-nist:ImageReferenceIdentification>
12         <nc:IdentificationID>06</nc:IdentificationID>
13     </ansi-nist:ImageReferenceIdentification>
14     <ansi-nist:RecordCategoryCode>08</ansi-nist:RecordCategoryCode>
15 </ansi-nist:ContentRecordSummary>
16 <ansi-nist:ContentRecordSummary>
17     <ansi-nist:ImageReferenceIdentification>
18         <nc:IdentificationID>07</nc:IdentificationID>
19     </ansi-nist:ImageReferenceIdentification>
20     <ansi-nist:RecordCategoryCode>09</ansi-nist:RecordCategoryCode>
21 </ansi-nist:ContentRecordSummary>
22 <ansi-nist:ContentRecordSummary>
23     <ansi-nist:ImageReferenceIdentification>
24         <nc:IdentificationID>08</nc:IdentificationID>
25     </ansi-nist:ImageReferenceIdentification>
26     <ansi-nist:RecordCategoryCode>10</ansi-nist:RecordCategoryCode>
27 </ansi-nist:ContentRecordSummary>
28 <ansi-nist:ContentRecordSummary>
29     <ansi-nist:ImageReferenceIdentification>
30         <nc:IdentificationID>08</nc:IdentificationID>
31     </ansi-nist:ImageReferenceIdentification>
32     <ansi-nist:RecordCategoryCode>10</ansi-nist:RecordCategoryCode>
33 </ansi-nist:ContentRecordSummary>
34 <ansi-nist:ContentRecordSummary>
35     <ansi-nist:ImageReferenceIdentification>
36         <nc:IdentificationID>09</nc:IdentificationID>
37     </ansi-nist:ImageReferenceIdentification>
```



```
1      <ansi-nist:RecordCategoryCode>13</ansi-nist:RecordCategoryCode>
2  </ansi-nist:ContentRecordSummary>
3  <ansi-nist:ContentRecordSummary>
4      <ansi-nist:ImageReferenceIdentification>
5          <nc:IdentificationID>09</nc:IdentificationID>
6      </ansi-nist:ImageReferenceIdentification>
7      <ansi-nist:RecordCategoryCode>13</ansi-nist:RecordCategoryCode>
8  </ansi-nist:ContentRecordSummary>
9  <ansi-nist:ContentRecordSummary>
10     <ansi-nist:ImageReferenceIdentification>
11         <nc:IdentificationID>09</nc:IdentificationID>
12     </ansi-nist:ImageReferenceIdentification>
13     <ansi-nist:RecordCategoryCode>13</ansi-nist:RecordCategoryCode>
14 </ansi-nist:ContentRecordSummary>
15 <ansi-nist:ContentRecordSummary>
16     <ansi-nist:ImageReferenceIdentification>
17         <nc:IdentificationID>10</nc:IdentificationID>
18     </ansi-nist:ImageReferenceIdentification>
19     <ansi-nist:RecordCategoryCode>14</ansi-nist:RecordCategoryCode>
20 </ansi-nist:ContentRecordSummary>
21 <ansi-nist:ContentRecordSummary>
22     <ansi-nist:ImageReferenceIdentification>
23         <nc:IdentificationID>11</nc:IdentificationID>
24     </ansi-nist:ImageReferenceIdentification>
25     <ansi-nist:RecordCategoryCode>14</ansi-nist:RecordCategoryCode>
26 </ansi-nist:ContentRecordSummary>
27 <ansi-nist:ContentRecordSummary>
28     <ansi-nist:ImageReferenceIdentification>
29         <nc:IdentificationID>12</nc:IdentificationID>
30     </ansi-nist:ImageReferenceIdentification>
31     <ansi-nist:RecordCategoryCode>14</ansi-nist:RecordCategoryCode>
32 </ansi-nist:ContentRecordSummary>
33 <ansi-nist:ContentRecordSummary>
34     <ansi-nist:ImageReferenceIdentification>
35         <nc:IdentificationID>13</nc:IdentificationID>
36     </ansi-nist:ImageReferenceIdentification>
37     <ansi-nist:RecordCategoryCode>15</ansi-nist:RecordCategoryCode>
```

```

1      </ansi-nist:ContentRecordSummary>
2      <ansi-nist:ContentRecordSummary>
3          <ansi-nist:ImageReferenceIdentification>
4              <nc:IdentificationID>14</nc:IdentificationID>
5          </ansi-nist:ImageReferenceIdentification>
6          <ansi-nist:RecordCategoryCode>16</ansi-nist:RecordCategoryCode>
7      </ansi-nist:ContentRecordSummary>
8      <ansi-nist:ContentRecordSummary>
9          <ansi-nist:ImageReferenceIdentification>
10             <nc:IdentificationID>15</nc:IdentificationID>
11         </ansi-nist:ImageReferenceIdentification>
12         <ansi-nist:RecordCategoryCode>17</ansi-nist:RecordCategoryCode>
13     </ansi-nist:ContentRecordSummary>
14     <ansi-nist:ContentRecordSummary>
15         <ansi-nist:ImageReferenceIdentification>
16             <nc:IdentificationID>16</nc:IdentificationID>
17         </ansi-nist:ImageReferenceIdentification>
18         <ansi-nist:RecordCategoryCode>99</ansi-nist:RecordCategoryCode>
19     </ansi-nist:ContentRecordSummary>
20 </ansi-nist:TransactionContentSummary>
21 <!-- ===== fieldID="1.015" fieldMnemonic="DCS" == -->
22 <ansi-nist:TransactionCharacterSetDirectory>
23     <ansi-nist:CharacterSetCommonNameCode>ASCII 7-bit English</ansi-nist:CharacterSetCommonNameCode>
24     <ansi-nist:CharacterSetIndexCode>000</ansi-nist:CharacterSetIndexCode>
25     <ansi-nist:CharacterSetVersionIdentification>
26         <nc:IdentificationID>000</nc:IdentificationID>
27     </ansi-nist:CharacterSetVersionIdentification>
28 </ansi-nist:TransactionCharacterSetDirectory>
29 </ansi-nist:Transaction>
30 </itl:PackageInformationRecord>
31
32 <!-- ===== -->
33 <!--
34 <!-- ===== RECORD TYPE 02 ===== --> -->
35 <itl:PackageDescriptiveTextRecord>
36     <ansi-nist:RecordCategoryCode>02</ansi-nist:RecordCategoryCode>
37     <!-- ===== fieldID="2.002" fieldMnemonic="IDC" == -->

```

```

1    <ansi-nist:ImageReferenceIdentification>
2        <nc:IdentificationID>00</nc:IdentificationID>
3    </ansi-nist:ImageReferenceIdentification>
4    <!-- ===== fieldID="2.003 999" User-defined fields == -->
5    <itl:UserDefinedDescriptiveText>
6        <itl:ExampleDomainDefinedDescriptiveText>
7            <!-- Well-formed XML goes here.  Users may define a substitute element. -->
8        </itl:ExampleDomainDefinedDescriptiveText>
9        <itl:ExampleOtherDescriptiveText>
10           <!-- Well-formed XML goes here.  Users may define a substitute element. -->
11        </itl:ExampleOtherDescriptiveText>
12    </itl:UserDefinedDescriptiveText>
13 </itl:PackageDescriptiveTextRecord>
14
15 <!-- ===== -->
16 <!--                               Low Resolution Grayscale Fingerprint Image
17 <!-- ===== RECORD TYPE 03 ===== -->
18 <itl:PackageImageRecord>
19     <ansi-nist:RecordCategoryCode>03</ansi-nist:RecordCategoryCode>
20     <!-- =====fieldMnemonic="IDC" == -->
21     <ansi-nist:ImageReferenceIdentification>
22         <nc:IdentificationID>01</nc:IdentificationID>
23     </ansi-nist:ImageReferenceIdentification>
24     <ansi-nist:FingerprintImage>
25         <!-- =====fieldMnemonic="DATA" == -->
26         <nc:BinaryBase64Object>mrHbPdrko3u1s7ahtgPBjtmO1s85tfG2U7bpofY9
27             4Czu2SbY7d7wF9fQ7ZptgGrtkO2a2dsJ7wZbe 8BlzvAmQ7xq+Y94GoHeEsR3ikWd4DIGhzmp3k42
28             d4DRmzs94DKveDTB3hqw6PeBLrtpPep0H/+h</nc:BinaryBase64Object>
29     <ansi-nist:ImageCaptureDetail>
30         <!-- =====fieldMnemonic="ISR" == -->
31         <ansi-nist:CaptureResolutionCode>1</ansi-nist:CaptureResolutionCode>
32     </ansi-nist:ImageCaptureDetail>
33     <!-- =====fieldMnemonic="GCA" == -->
34     <ansi-nist:ImageCompressionAlgorithmCode>0</ansi-nist:ImageCompressionAlgorithmCode>
35     <!-- =====fieldMnemonic="HLL" == -->
36     <ansi-nist:ImageHorizontalLineLengthPixelQuantity>80</ansi-nist:ImageHorizontalLineLengthPixelQuantity>
37     <!-- =====fieldMnemonic="VLL" == -->

```

```
1      <ansi-nist:ImageVerticalLineLengthPixelQuantity>65</ansi-nist:ImageVerticalLineLengthPixelQuantity>
2      <!-- =====fieldMnemonic="FGP" == -->
3      <ansi-nist:FingerprintImagePosition>
4          <ansi-nist:FingerPositionCode>2</ansi-nist:FingerPositionCode>
5          <ansi-nist:FingerPositionCode>3</ansi-nist:FingerPositionCode>
6          <ansi-nist:FingerPositionCode>255</ansi-nist:FingerPositionCode>
7          <ansi-nist:FingerPositionCode>255</ansi-nist:FingerPositionCode>
8          <ansi-nist:FingerPositionCode>255</ansi-nist:FingerPositionCode>
9          <ansi-nist:FingerPositionCode>255</ansi-nist:FingerPositionCode>
10     </ansi-nist:FingerprintImagePosition>
11     <!-- =====fieldMnemonic="IMP" == -->
12     <ansi-nist:FingerprintImageImpressionCaptureCategoryCode>3</ansi-nist:FingerprintImageImpressionCaptureCategoryCode>
13 </ansi-nist:FingerprintImage>
14 </itl:PackageImageRecord>
15
16     <!-- =====
17                                     High Resolution Grayscale Fingerprint Image
18 <!-- ===== RECORD TYPE 04 ===== --> -->
19 <itl:PackageImageRecord>
20     <ansi-nist:RecordCategoryCode>04</ansi-nist:RecordCategoryCode>
21     <!-- =====fieldMnemonic="IDC" == -->
22     <ansi-nist:ImageReferenceIdentification>
23         <nc:IdentificationID>02</nc:IdentificationID>
24     </ansi-nist:ImageReferenceIdentification>
25     <ansi-nist:FingerprintImage>
26         <!-- =====fieldMnemonic="DATA" == -->
27         <nc:BinaryBase64Object>mrHbPdrko3u1s7ahtgPBjtmO1s85tfG2U7bpofY9
28             4Czu2SbY7d7wF9fQ7ZptgGrtkO2a2dsJ7wZbe 8BlzvAmQ7xq+Y94GoHeEsR3ikWd4DIGhzmp3k42
29             d4DRmzs94DKveDTB3hqw6PeBLrtpPep0H/+h</nc:BinaryBase64Object>
30     <ansi-nist:ImageCaptureDetail>
31         <!-- =====fieldMnemonic="ISR" == -->
32         <ansi-nist:CaptureResolutionCode>1</ansi-nist:CaptureResolutionCode>
33     </ansi-nist:ImageCaptureDetail>
34     <!-- =====fieldMnemonic="GCA" == -->
35     <ansi-nist:ImageCompressionAlgorithmCode>1</ansi-nist:ImageCompressionAlgorithmCode>
36     <!-- =====fieldMnemonic="HLL" == -->
37     <ansi-nist:ImageHorizontalLineLengthPixelQuantity>80</ansi-nist:ImageHorizontalLineLengthPixelQuantity>
```

```

1      <!-- =====fieldMnemonic="VLL" == -->
2      <ansi-nist:ImageVerticalLineLengthPixelQuantity>65</ansi-nist:ImageVerticalLineLengthPixelQuantity>
3      <!-- =====fieldMnemonic="FGP" == -->
4      <ansi-nist:FingerprintImagePosition>
5          <ansi-nist:FingerPositionCode>2</ansi-nist:FingerPositionCode>
6          <ansi-nist:FingerPositionCode>3</ansi-nist:FingerPositionCode>
7          <ansi-nist:FingerPositionCode>255</ansi-nist:FingerPositionCode>
8          <ansi-nist:FingerPositionCode>255</ansi-nist:FingerPositionCode>
9          <ansi-nist:FingerPositionCode>255</ansi-nist:FingerPositionCode>
10         <ansi-nist:FingerPositionCode>255</ansi-nist:FingerPositionCode>
11     </ansi-nist:FingerprintImagePosition>
12     <!-- =====fieldMnemonic="IMP" == -->
13     <ansi-nist:FingerprintImageImpressionCaptureCategoryCode>3</ansi-nist:FingerprintImageImpressionCaptureCategoryCode>
14 </ansi-nist:FingerprintImage>
15 </itl:PackageImageRecord>
16
17 <!-- ===== -->
18         RECORD TYPE 05   Low Resolution Binary Fingerprint Image
19 <!-- ===== -->
20 <itl:PackageImageRecord>
21     <ansi-nist:RecordCategoryCode>05</ansi-nist:RecordCategoryCode>
22     <!-- =====fieldMnemonic="IDC" == -->
23     <ansi-nist:ImageReferenceIdentification>
24         <nc:IdentificationID>03</nc:IdentificationID>
25     </ansi-nist:ImageReferenceIdentification>
26     <ansi-nist:FingerprintImage>
27         <!-- =====fieldMnemonic="DATA" == -->
28         <nc:BinaryBase64Object>mrHbPdrko3u1s7ahtgPBjtmO1s85tfG2U7bpofY9
29             4Czu2SbY7d7wF9fQ7ZptgGrtkO2a2dsJ7wZbe 8BlzvAmQ7xq+Y94GoHeEsR3ikWd4DIGhzmp3k42
30             d4DRmzs94DKveDTB3hqw6PeBLrtpPep0H/+h</nc:BinaryBase64Object>
31     <ansi-nist:ImageCaptureDetail>
32         <!-- =====fieldMnemonic="ISR" == -->
33         <ansi-nist:CaptureResolutionCode>1</ansi-nist:CaptureResolutionCode>
34     </ansi-nist:ImageCaptureDetail>
35     <!-- =====fieldMnemonic="BCA" == -->
36     <ansi-nist:ImageCompressionAlgorithmCode>1</ansi-nist:ImageCompressionAlgorithmCode>
37     <!-- =====fieldMnemonic="HLL" == -->

```

```
1      <ansi-nist:ImageHorizontalLineLengthPixelQuantity>80</ansi-nist:ImageHorizontalLineLengthPixelQuantity>
2      <!-- =====fieldMnemonic="VLL" == -->
3      <ansi-nist:ImageVerticalLineLengthPixelQuantity>65</ansi-nist:ImageVerticalLineLengthPixelQuantity>
4      <!-- =====fieldMnemonic="FGP" == -->
5      <ansi-nist:FingerprintImagePosition>
6          <ansi-nist:FingerPositionCode>2</ansi-nist:FingerPositionCode>
7          <ansi-nist:FingerPositionCode>3</ansi-nist:FingerPositionCode>
8          <ansi-nist:FingerPositionCode>255</ansi-nist:FingerPositionCode>
9          <ansi-nist:FingerPositionCode>255</ansi-nist:FingerPositionCode>
10         <ansi-nist:FingerPositionCode>255</ansi-nist:FingerPositionCode>
11         <ansi-nist:FingerPositionCode>255</ansi-nist:FingerPositionCode>
12     </ansi-nist:FingerprintImagePosition>
13     <!-- =====fieldMnemonic="IMP" == -->
14     <ansi-nist:FingerprintImageImpressionCaptureCategoryCode>3</ansi-nist:FingerprintImageImpressionCaptureCategoryCode>
15 </ansi-nist:FingerprintImage>
16 </itl:PackageImageRecord>
17
18 <!-- ===== -->
19         RECORD TYPE 06   High Resolution Binary Fingerprint Image   -->
20 <!-- ===== -->
21 <itl:PackageImageRecord>
22     <ansi-nist:RecordCategoryCode>06</ansi-nist:RecordCategoryCode>
23     <!-- =====fieldMnemonic="IDC" == -->
24     <ansi-nist:ImageReferenceIdentification>
25         <nc:IdentificationID>04</nc:IdentificationID>
26     </ansi-nist:ImageReferenceIdentification>
27     <ansi-nist:FingerprintImage>
28         <!-- =====fieldMnemonic="DATA" == -->
29         <nc:BinaryBase64Object>mrHbPdrko3u1s7ahtgPBjtmO1s85tfG2U7bpofY9
30             4Czu2SbY7d7wF9fQ7ZptgGrtkO2a2dsJ7wZbe 8BlzvAmQ7xq+Y94GoHeEsR3ikWd4DIGhzmp3k42
31             d4DRmzs94DKveDTB3hqw6PeBLrtpPep0H/+h</nc:BinaryBase64Object>
32     <ansi-nist:ImageCaptureDetail>
33         <!-- =====fieldMnemonic="ISR" == -->
34         <ansi-nist:CaptureResolutionCode>1</ansi-nist:CaptureResolutionCode>
35     </ansi-nist:ImageCaptureDetail>
36     <!-- =====fieldMnemonic="BCA" == -->
37     <ansi-nist:ImageCompressionAlgorithmCode>1</ansi-nist:ImageCompressionAlgorithmCode>
```

```

1      <!-- =====fieldMnemonic="HLL" == -->
2      <ansi-nist:ImageHorizontalLineLengthPixelQuantity>80</ansi-nist:ImageHorizontalLineLengthPixelQuantity>
3      <!-- =====fieldMnemonic="VLL" == -->
4      <ansi-nist:ImageVerticalLineLengthPixelQuantity>65</ansi-nist:ImageVerticalLineLengthPixelQuantity>
5      <!-- =====fieldMnemonic="FGP" == -->
6      <ansi-nist:FingerprintImagePosition>
7          <ansi-nist:FingerPositionCode>2</ansi-nist:FingerPositionCode>
8          <ansi-nist:FingerPositionCode>3</ansi-nist:FingerPositionCode>
9          <ansi-nist:FingerPositionCode>255</ansi-nist:FingerPositionCode>
10         <ansi-nist:FingerPositionCode>255</ansi-nist:FingerPositionCode>
11         <ansi-nist:FingerPositionCode>255</ansi-nist:FingerPositionCode>
12         <ansi-nist:FingerPositionCode>255</ansi-nist:FingerPositionCode>
13     </ansi-nist:FingerprintImagePosition>
14     <!-- =====fieldMnemonic="IMP" == -->
15     <ansi-nist:FingerprintImageImpressionCaptureCategoryCode>3</ansi-nist:FingerprintImageImpressionCaptureCategoryCode>
16 </ansi-nist:FingerprintImage>
17 </itl:PackageImageRecord>
18
19 <!-- ===== -->
20                                     RECORD TYPE 07   User-defined Image Record
21 <!-- ===== -->
22 <itl:PackageImageRecord>
23     <ansi-nist:RecordCategoryCode>07</ansi-nist:RecordCategoryCode>
24     <!-- =====fieldMnemonic="IDC" == -->
25     <ansi-nist:ImageReferenceIdentification>
26         <nc:IdentificationID>05</nc:IdentificationID>
27     </ansi-nist:ImageReferenceIdentification>
28     <itl:ExampleRecordImage>
29         <!-- Well-formed XML goes here.  Users may define a substitute element. -->
30     </itl:ExampleRecordImage>
31 </itl:PackageImageRecord>
32
33 <!-- ===== -->
34                                     RECORD TYPE 08   Signature Image Record (with scanned image)
35 <!-- ===== -->
36 <itl:PackageImageRecord>
37     <ansi-nist:RecordCategoryCode>08</ansi-nist:RecordCategoryCode>

```

```

1      <!-- =====fieldMnemonic="IDC" == -->
2      <ansi-nist:ImageReferenceIdentification>
3          <nc:IdentificationID>06</nc:IdentificationID>
4      </ansi-nist:ImageReferenceIdentification>
5      <ansi-nist:SignatureImage>
6          <!-- =====Scanned Image Data ===== -->
7          <nc:BinaryBase64Object>mrHbPdrko3u1s7ahtgPBjtmO1s85tfG2U7bpofY9
8              4Czu2SbY7d7wF9fQ7ZptgGrtkO2a2dsJ7wZbe 8BlzvAmQ7xq+Y94GoHeEsR3ikWd4DIGhzmp3k42
9              d4DRmzs94DKveDTB3hqw6PeBLrtpPep0H/+h</nc:BinaryBase64Object>
10         <ansi-nist:ImageCaptureDetail>
11             <!-- =====fieldMnemonic="ISR" == -->
12             <ansi-nist:CaptureResolutionCode>1</ansi-nist:CaptureResolutionCode>
13         </ansi-nist:ImageCaptureDetail>
14         <!-- =====fieldMnemonic="HLL" == -->
15         <ansi-nist:ImageHorizontalLineLengthPixelQuantity>80</ansi-nist:ImageHorizontalLineLengthPixelQuantity>
16         <!-- =====fieldMnemonic="VLL" == -->
17         <ansi-nist:ImageVerticalLineLengthPixelQuantity>65</ansi-nist:ImageVerticalLineLengthPixelQuantity>
18         <!-- =====fieldMnemonic="SRT" == -->
19         <ansi-nist:SignatureRepresentationCode>1</ansi-nist:SignatureRepresentationCode>
20         <!-- =====fieldMnemonic="SIG" == -->
21         <ansi-nist:SignatureCategoryCode>0</ansi-nist:SignatureCategoryCode>
22     </ansi-nist:SignatureImage>
23 </itl:PackageImageRecord>
24
25 <!-- ===== -->
26                                     RECORD TYPE 08   Signature Image Record (with vector image)
27 <!-- ===== -->
28 <itl:PackageImageRecord>
29     <ansi-nist:RecordCategoryCode>08</ansi-nist:RecordCategoryCode>
30     <!-- =====fieldMnemonic="IDC" == -->
31     <ansi-nist:ImageReferenceIdentification>
32         <nc:IdentificationID>06</nc:IdentificationID>
33     </ansi-nist:ImageReferenceIdentification>
34     <ansi-nist:SignatureImage>
35         <ansi-nist:ImageCaptureDetail>
36             <!-- =====fieldMnemonic="ISR" == -->
37             <ansi-nist:CaptureResolutionCode>0</ansi-nist:CaptureResolutionCode>

```



```
1      </ansi-nist:ImageCaptureDetail>
2      <!-- =====fieldMnemonic="HLL" == -->
3      <ansi-nist:ImageHorizontalLineLengthPixelQuantity>00</ansi-nist:ImageHorizontalLineLengthPixelQuantity>
4      <!-- =====fieldMnemonic="VLL" == -->
5      <ansi-nist:ImageVerticalLineLengthPixelQuantity>00</ansi-nist:ImageVerticalLineLengthPixelQuantity>
6      <!-- =====Vectored Image Data ===== -->
7      <ansi-nist:SignatureImageVectorRepresentation>
8          <ansi-nist:SignatureImageVector>
9              <ansi-nist:VectorPenPressureValue>254</ansi-nist:VectorPenPressureValue>
10             <ansi-nist:VectorPositionVerticalCoordinateValue>0</ansi-nist:VectorPositionVerticalCoordinateValue>
11             <ansi-nist:VectorPositionHorizontalCoordinateValue>0</ansi-nist:VectorPositionHorizontalCoordinateValue>
12         </ansi-nist:SignatureImageVector>
13         <ansi-nist:SignatureImageVector>
14             <ansi-nist:VectorPenPressureValue>1</ansi-nist:VectorPenPressureValue>
15             <ansi-nist:VectorPositionVerticalCoordinateValue>5</ansi-nist:VectorPositionVerticalCoordinateValue>
16             <ansi-nist:VectorPositionHorizontalCoordinateValue>5</ansi-nist:VectorPositionHorizontalCoordinateValue>
17         </ansi-nist:SignatureImageVector>
18     </ansi-nist:SignatureImageVectorRepresentation>
19     <!-- =====fieldMnemonic="SRT" == -->
20     <ansi-nist:SignatureRepresentationCode>2</ansi-nist:SignatureRepresentationCode>
21     <!-- =====fieldMnemonic="SIG" == -->
22     <ansi-nist:SignatureCategoryCode>0</ansi-nist:SignatureCategoryCode>
23 </ansi-nist:SignatureImage>
24 </itl:PackageImageRecord>
25
26 <!-- ===== -->
27 <!-- Minutiae Data Record -->
28 <!-- ===== RECORD TYPE 09 ===== -->
29 <itl:PackageMinutiaeRecord>
30     <ansi-nist:RecordCategoryCode>09</ansi-nist:RecordCategoryCode>
31     <!-- ===== fieldID="9.002" fieldMnemonic="IDC" == -->
32     <ansi-nist:ImageReferenceIdentification>
33         <nc:IdentificationID>07</nc:IdentificationID>
34     </ansi-nist:ImageReferenceIdentification>
35     <!-- ===== fieldID="9.003" fieldMnemonic="IMP" == -->
36     <ansi-nist:MinutiaeImpressionCaptureCategoryCode>4</ansi-nist:MinutiaeImpressionCaptureCategoryCode>
37     <!-- ===== fieldID="9.004" fieldMnemonic="FMT" == -->
```

```
1 <ansi-nist:MinutiaeFormatNISTStandardIndicator>true</ansi-nist:MinutiaeFormatNISTStandardIndicator>
2 <itl:Minutiae>
3   <itl:MinutiaeNISTStandard>
4     <!-- ===== fieldID="9.012" fieldMnemonic="MRC" == -->
5     <itl:MinutiaDetail>
6       <ansi-nist:PositionHorizontalCoordinateValue>0486</ansi-nist:PositionHorizontalCoordinateValue>
7       <ansi-nist:PositionVerticalCoordinateValue>2839</ansi-nist:PositionVerticalCoordinateValue>
8       <ansi-nist:MinutiaIdentification>
9         <nc:IdentificationID>1</nc:IdentificationID>
10      </ansi-nist:MinutiaIdentification>
11      <ansi-nist:PositionThetaAngleMeasure>048</ansi-nist:PositionThetaAngleMeasure>
12      <ansi-nist:MinutiaQualityValue>1</ansi-nist:MinutiaQualityValue>
13      <ansi-nist:MinutiaCategoryCode>B</ansi-nist:MinutiaCategoryCode>
14      <ansi-nist:MinutiaRidgeCount>
15        <ansi-nist:RidgeCountReferenceIdentification>
16          <nc:IdentificationID>2</nc:IdentificationID>
17        </ansi-nist:RidgeCountReferenceIdentification>
18        <ansi-nist:RidgeCountValue>6</ansi-nist:RidgeCountValue>
19      </ansi-nist:MinutiaRidgeCount>
20      <ansi-nist:MinutiaRidgeCount>
21        <ansi-nist:RidgeCountReferenceIdentification>
22          <nc:IdentificationID>8</nc:IdentificationID>
23        </ansi-nist:RidgeCountReferenceIdentification>
24        <ansi-nist:RidgeCountValue>3</ansi-nist:RidgeCountValue>
25      </ansi-nist:MinutiaRidgeCount>
26    </itl:MinutiaDetail>
27    <itl:MinutiaDetail>
28      <ansi-nist:PositionHorizontalCoordinateValue>4859</ansi-nist:PositionHorizontalCoordinateValue>
29      <ansi-nist:PositionVerticalCoordinateValue>0473</ansi-nist:PositionVerticalCoordinateValue>
30      <ansi-nist:MinutiaIdentification>
31        <nc:IdentificationID>1</nc:IdentificationID>
32      </ansi-nist:MinutiaIdentification>
33      <ansi-nist:PositionThetaAngleMeasure>256</ansi-nist:PositionThetaAngleMeasure>
34      <ansi-nist:MinutiaQualityValue>63</ansi-nist:MinutiaQualityValue>
35      <ansi-nist:MinutiaCategoryCode>A</ansi-nist:MinutiaCategoryCode>
36      <ansi-nist:MinutiaRidgeCount>
37        <ansi-nist:RidgeCountReferenceIdentification>
```

```
1         <nc:IdentificationID>14</nc:IdentificationID>
2     </ansi-nist:RidgeCountReferenceIdentification>
3     <ansi-nist:RidgeCountValue>4</ansi-nist:RidgeCountValue>
4 </ansi-nist:MinutiaeRidgeCount>
5 </itl:MinutiaeDetail>
6 <!-- ===== fieldID="9.010" fieldMnemonic="MIN" == -->
7 <ansi-nist:MinutiaeQuantity>2</ansi-nist:MinutiaeQuantity>
8 <!-- ===== fieldID="9.005" fieldMnemonic="OFR" == -->
9 <ansi-nist:MinutiaeReadingSystem>
10     <ansi-nist:ReadingSystemCodingMethodCode>E</ansi-nist:ReadingSystemCodingMethodCode>
11     <ansi-nist:ReadingSystemName>Universal Latent Workstation</ansi-nist:ReadingSystemName>
12     <ansi-nist:ReadingSystemSubsystemIdentification>
13         <nc:IdentificationID>AA</nc:IdentificationID>
14     </ansi-nist:ReadingSystemSubsystemIdentification>
15 </ansi-nist:MinutiaeReadingSystem>
16 <!-- ===== fieldID="9.011" fieldMnemonic="RDG" == -->
17 <ansi-nist:MinutiaeRidgeCountIndicator>true</ansi-nist:MinutiaeRidgeCountIndicator>
18 </itl:MinutiaeNISTStandard>
19 <!-- ===== fieldID="9.008" fieldMnemonic="CRP" == -->
20 <ansi-nist:MinutiaeFingerCorePosition>
21     <ansi-nist:PositionHorizontalCoordinateValue>0035</ansi-nist:PositionHorizontalCoordinateValue>
22     <ansi-nist:PositionVerticalCoordinateValue>0045</ansi-nist:PositionVerticalCoordinateValue>
23 </ansi-nist:MinutiaeFingerCorePosition>
24 <ansi-nist:MinutiaeFingerCorePosition>
25     <ansi-nist:PositionHorizontalCoordinateValue>0038</ansi-nist:PositionHorizontalCoordinateValue>
26     <ansi-nist:PositionVerticalCoordinateValue>0048</ansi-nist:PositionVerticalCoordinateValue>
27 </ansi-nist:MinutiaeFingerCorePosition>
28 <!-- ===== fieldID="9.009" fieldMnemonic="DLT" == -->
29 <ansi-nist:MinutiaeFingerDeltaPosition>
30     <ansi-nist:PositionHorizontalCoordinateValue>0158</ansi-nist:PositionHorizontalCoordinateValue>
31     <ansi-nist:PositionVerticalCoordinateValue>1948</ansi-nist:PositionVerticalCoordinateValue>
32 </ansi-nist:MinutiaeFingerDeltaPosition>
33 <!-- ===== fieldID="9.007" fieldMnemonic="FPC" == -->
34 <itl:MinutiaeFingerPatternDetail>
35     <itl:FingerPatternCodeSourceCode>T</itl:FingerPatternCodeSourceCode>
36     <ansi-nist:FingerPatternCode>PW</ansi-nist:FingerPatternCode>
37 </itl:MinutiaeFingerPatternDetail>
```

```

1      <!-- ===== fieldID="9.006" fieldMnemonic="FGP" == -->
2      <ansi-nist:MinutiaeFingerPositionCode>5</ansi-nist:MinutiaeFingerPositionCode>
3      <ansi-nist:MinutiaeFingerPositionCode>6</ansi-nist:MinutiaeFingerPositionCode>
4      <ansi-nist:MinutiaePalmPositionCode>22</ansi-nist:MinutiaePalmPositionCode>
5      </itl:Minutiae>
6      </itl:PackageMinutiaeRecord>
7
8      <!-- ===== -->
9
10     RECORD TYPE 10   Facial Image Record
11 <!-- ===== --> -->
12 <itl:PackageImageRecord>
13   <ansi-nist:RecordCategoryCode>10</ansi-nist:RecordCategoryCode>
14   <!-- ===== fieldID="10.002" fieldMnemonic="IDC" == -->
15   <ansi-nist:ImageReferenceIdentification>
16     <nc:IdentificationID>08</nc:IdentificationID>
17   </ansi-nist:ImageReferenceIdentification>
18   <!-- ===== fieldID="10.200-998" fieldMnemonic="UDF" == -->
19   <itl:ExampleUserDefinedFields>
20     <!-- Well-formed XML goes here.  Users may define a substitute element. -->
21   </itl:ExampleUserDefinedFields>
22 <itl:FacialImage>=====fieldID="10.999" fieldMnemonic="DATA" == -->
23   <nc:BinaryBase64Object>mrHbPdrko3u1s7ahtgPBjtmO1s85tfG2U7bpofY9
24     4Czu2SbY7d7wF9fQ7ZptgGrtkO2a2dsJ7wZbe 8BlzvAmQ7xq+Y94GoHeEsR3ikWd4DIGhzmp3k42
25     d4DRmzs94DKveDTB3hqw6PeBLrtpPep0H/+h</nc:BinaryBase64Object>
26   <ansi-nist:ImageCaptureDetail>
27     <!-- =====fieldID="10.005" fieldMnemonic="PHD" == -->
28     <ansi-nist:CaptureDate>
29       <nc:Date>1953-04-23</nc:Date>
30     </ansi-nist:CaptureDate>
31     <!-- =====fieldID="10.016" fieldMnemonic="SHPS" == -->
32     <ansi-nist:CaptureHorizontalPixelDensityValue>1200</ansi-nist:CaptureHorizontalPixelDensityValue>
33     <!-- =====fieldID="10.004" fieldMnemonic="SRC" == -->
34     <ansi-nist:CaptureOrganization>
35       <nc:OrganizationIdentification>
36         <nc:IdentificationID>WI013415Y</nc:IdentificationID>
37       </nc:OrganizationIdentification>

```

```
1      <nc:OrganizationName>WI Crime Information Bureau</nc:OrganizationName>
2      </ansi-nist:CaptureOrganization>
3      <!-- =====fieldID="10.017" fieldMnemonic="SVPS" == -->
4      <ansi-nist:CaptureVerticalPixelDensityValue>1200</ansi-nist:CaptureVerticalPixelDensityValue>
5      <!-- =====fieldID="10.030" fieldMnemonic="DMM" == -->
6      <ansi-nist:CaptureDeviceMonitoringModeCode>ASSISTED</ansi-nist:CaptureDeviceMonitoringModeCode>
7      </ansi-nist:ImageCaptureDetail>
8      <!-- =====fieldID="10.012" fieldMnemonic="CSP" == -->
9      <ansi-nist:ImageColorSpaceCode>YCC</ansi-nist:ImageColorSpaceCode>
10     <!-- =====fieldID="10.011" fieldMnemonic="CGA" == -->
11     <ansi-nist:ImageCompressionAlgorithmText>JPEGB</ansi-nist:ImageCompressionAlgorithmText>
12     <!-- =====fieldID="10.006" fieldMnemonic="HLL" == -->
13     <ansi-nist:ImageHorizontalLineLengthPixelQuantity>80</ansi-nist:ImageHorizontalLineLengthPixelQuantity>
14     <!-- =====fieldID="10.009" fieldMnemonic="HPS" == -->
15     <ansi-nist:ImageHorizontalPixelDensityValue>1200</ansi-nist:ImageHorizontalPixelDensityValue>
16     <!-- =====fieldID="10.024" fieldMnemonic="SQS" == -->
17     <ansi-nist:ImageQuality>
18         <ansi-nist:QualityAlgorithmProductIdentification>
19             <nc:IdentificationID>28495</nc:IdentificationID>
20         </ansi-nist:QualityAlgorithmProductIdentification>
21         <ansi-nist:QualityValue>100</ansi-nist:QualityValue>
22         <ansi-nist:QualityMeasureVendorIdentification>
23             <nc:IdentificationID>FFF0</nc:IdentificationID>
24         </ansi-nist:QualityMeasureVendorIdentification>
25     </ansi-nist:ImageQuality>
26     <!-- =====fieldID="10.008" fieldMnemonic="SLC" == -->
27     <ansi-nist:ImageScaleUnitsCode>1</ansi-nist:ImageScaleUnitsCode>
28     <!-- =====fieldID="10.003" fieldMnemonic="IMT" == -->
29     <ansi-nist:ImageCategoryCode>FACE</ansi-nist:ImageCategoryCode>
30     <!-- =====fieldID="10.007" fieldMnemonic="VLL" == -->
31     <ansi-nist:ImageVerticalLineLengthPixelQuantity>65</ansi-nist:ImageVerticalLineLengthPixelQuantity>
32     <!-- =====fieldID="10.010" fieldMnemonic="VPS" == -->
33     <ansi-nist:ImageVerticalPixelDensityValue>1200</ansi-nist:ImageVerticalPixelDensityValue>
34     <!-- =====fieldID="10.025" fieldMnemonic="SPA" == -->
35     <ansi-nist:FacelImage3DPoseAngle>
36         <ansi-nist:PosePitchAngleMeasure>45</ansi-nist:PosePitchAngleMeasure>
37         <ansi-nist:PosePitchUncertaintyValue>35</ansi-nist:PosePitchUncertaintyValue>
```

```
1      <ansi-nist:PoseRollAngleMeasure>0</ansi-nist:PoseRollAngleMeasure>
2      <ansi-nist:PoseRollUncertaintyValue>90</ansi-nist:PoseRollUncertaintyValue>
3      <ansi-nist:PoseYawAngleMeasure>0</ansi-nist:PoseYawAngleMeasure>
4      <ansi-nist:PoseYawUncertaintyValue>0</ansi-nist:PoseYawUncertaintyValue>
5  </ansi-nist:FacelImage3DPoseAngle>
6  <!-- =====fieldID="10.013" fieldMnemonic="SAP" == -->
7  <ansi-nist:FacelImageAcquisitionProfileCode>20</ansi-nist:FacelImageAcquisitionProfileCode>
8  <!-- =====fieldID="10.022" fieldMnemonic="PXS" == -->
9  <ansi-nist:FacelImageAttribute>
10     <ansi-nist:FacelImageAttributeCode>GLASSES</ansi-nist:FacelImageAttributeCode>
11 </ansi-nist:FacelImageAttribute>
12 <ansi-nist:FacelImageAttribute>
13     <ansi-nist:FacelImageAttributeCode>OTHER</ansi-nist:FacelImageAttributeCode>
14     <ansi-nist:FacelImageAttributeText>SKI MASK</ansi-nist:FacelImageAttributeText>
15 </ansi-nist:FacelImageAttribute>
16 <ansi-nist:FacelImageAttribute>
17     <ansi-nist:FacelImageAttributeCode>PHYSICAL</ansi-nist:FacelImageAttributeCode>
18     <ansi-nist:FacelImageAttributeText>ART EYE</ansi-nist:FacelImageAttributeText>
19 </ansi-nist:FacelImageAttribute>
20 <!-- =====fieldID="10.026" fieldMnemonic="SXS" == -->
21 <ansi-nist:FacelImageDescriptionCode>MOUTH OPEN</ansi-nist:FacelImageDescriptionCode>
22 <ansi-nist:FacelImageDescriptionCode>TEETH VISIBLE</ansi-nist:FacelImageDescriptionCode>
23 <ansi-nist:FacelImageDescriptionCode>NO EAR</ansi-nist:FacelImageDescriptionCode>
24 <!-- =====fieldID="10.027" fieldMnemonic="SEC" == -->
25 <ansi-nist:FacelImageEyeColorAttributeCode>HAZ</ansi-nist:FacelImageEyeColorAttributeCode>
26 <!-- =====fieldID="10.029" fieldMnemonic="SFP" == -->
27 <ansi-nist:FacelImageFeaturePoint>
28     <ansi-nist:FeaturePointHorizontalCoordinateValue>258</ansi-nist:FeaturePointHorizontalCoordinateValue>
29     <ansi-nist:FeaturePointIdentification>
30         <nc:IdentificationID>11.5</nc:IdentificationID>
31     </ansi-nist:FeaturePointIdentification>
32     <ansi-nist:FeaturePointCategoryCode>1</ansi-nist:FeaturePointCategoryCode>
33     <ansi-nist:FeaturePointVerticalCoordinateValue>55</ansi-nist:FeaturePointVerticalCoordinateValue>
34 </ansi-nist:FacelImageFeaturePoint>
35 <ansi-nist:FacelImageFeaturePoint>
36     <ansi-nist:FeaturePointHorizontalCoordinateValue>256</ansi-nist:FeaturePointHorizontalCoordinateValue>
37     <ansi-nist:FeaturePointIdentification>
```

```

1      <nc:IdentificationID>2.1</nc:IdentificationID>
2      </ansi-nist:FeaturePointIdentification>
3      <ansi-nist:FeaturePointCategoryCode>1</ansi-nist:FeaturePointCategoryCode>
4      <ansi-nist:FeaturePointVerticalCoordinateValue>212</ansi-nist:FeaturePointVerticalCoordinateValue>
5      </ansi-nist:FacelImageFeaturePoint>
6      <!-- =====fieldID="10.028" fieldMnemonic="SHC" == -->
7      <ansi-nist:FacelImageHairColorAttributeCode>BAL</ansi-nist:FacelImageHairColorAttributeCode>
8      <ansi-nist:FacelImageHairColorAttributeCode>GRN</ansi-nist:FacelImageHairColorAttributeCode>
9      <!-- =====fieldID="10.021" fieldMnemonic="POA" == -->
10     <ansi-nist:FacelImagePoseOffsetAngleMeasure>45</ansi-nist:FacelImagePoseOffsetAngleMeasure>
11     <!-- =====fieldID="10.020" fieldMnemonic="POS" == -->
12     <ansi-nist:FacelImageSubjectPoseCode>A</ansi-nist:FacelImageSubjectPoseCode>
13     <!-- =====fieldID="10.023" fieldMnemonic="PAS" == -->
14     <itl:FacelImageAcquisitionSource>
15         <ansi-nist:CaptureSourceCode>VENDOR</ansi-nist:CaptureSourceCode>
16         <itl:CaptureSourceDescriptionText>CELL PHONE</itl:CaptureSourceDescriptionText>
17     </itl:FacelImageAcquisitionSource>
18 </itl:FacelImage>
19 </itl:PackageImageRecord>
20
21 <!-- ===== -->
22                                     RECORD TYPE 10  SMT Image Record
23 <!-- ===== -->
24 <itl:PackageImageRecord>
25     <ansi-nist:RecordCategoryCode>10</ansi-nist:RecordCategoryCode>
26     <!-- ===== fieldID="10.002" fieldMnemonic="IDC" == -->
27     <ansi-nist:ImageReferenceIdentification>
28         <nc:IdentificationID>08</nc:IdentificationID>
29     </ansi-nist:ImageReferenceIdentification>
30     <!-- ===== fieldID="10.200-998" fieldMnemonic="UDF" == -->
31     <itl:ExampleUserDefinedFields>
32         <!-- Well-formed XML goes here.  Users may define a substitute element. -->
33     </itl:ExampleUserDefinedFields>
34     <ansi-nist:PhysicalFeatureImage>
35         <!-- =====fieldID="10.999" fieldMnemonic="DATA" == -->
36         <nc:BinaryBase64Object>mrHbPdrko3u1s7ahtgPBjtmO1s85tfG2U7bpofY9
37         4Czu2SbY7d7wF9fQ7ZptgGrtkO2a2dsJ7wZbe 8BlzvAmQ7xq+Y94GoHeEsR3ikWd4DIGhzmp3k42

```

```
1      d4DRmzs94DKveDTB3hqw6PeBLrtpPep0H/+h</nc:BinaryBase64Object>
2      <ansi-nist:ImageCaptureDetail>
3      <!-- =====fieldID="10.005" fieldMnemonic="PHD" == -->
4      <ansi-nist:CaptureDate>
5      <nc:Date>1953-04-23</nc:Date>
6      </ansi-nist:CaptureDate>
7      <!-- =====fieldID="10.016" fieldMnemonic="SHPS" == -->
8      <ansi-nist:CaptureHorizontalPixelDensityValue>500</ansi-nist:CaptureHorizontalPixelDensityValue>
9      <!-- =====fieldID="10.004" fieldMnemonic="SRC" == -->
10     <ansi-nist:CaptureOrganization>
11     <nc:OrganizationIdentification>
12     <nc:IdentificationID>WI013415Y</nc:IdentificationID>
13     </nc:OrganizationIdentification>
14     <nc:OrganizationName>WI Crime Information Bureau</nc:OrganizationName>
15     </ansi-nist:CaptureOrganization>
16     <!-- =====fieldID="10.023" fieldMnemonic="PAS" == -->
17     <ansi-nist:CaptureSourceCode>DIGITAL CAMERA</ansi-nist:CaptureSourceCode>
18     <!-- =====fieldID="10.017" fieldMnemonic="SVPS" == -->
19     <ansi-nist:CaptureVerticalPixelDensityValue>500</ansi-nist:CaptureVerticalPixelDensityValue>
20     <!-- =====fieldID="10.030" fieldMnemonic="DMM" == -->
21     <ansi-nist:CaptureDeviceMonitoringModeCode>ASSISTED</ansi-nist:CaptureDeviceMonitoringModeCode>
22     </ansi-nist:ImageCaptureDetail>
23     <!-- =====fieldID="10.012" fieldMnemonic="CSP" == -->
24     <ansi-nist:ImageColorSpaceCode>YCC</ansi-nist:ImageColorSpaceCode>
25     <!-- =====fieldID="10.011" fieldMnemonic="CGA" == -->
26     <ansi-nist:ImageCompressionAlgorithmText>JPEGB</ansi-nist:ImageCompressionAlgorithmText>
27     <!-- =====fieldID="10.006" fieldMnemonic="HLL" == -->
28     <ansi-nist:ImageHorizontalLineLengthPixelQuantity>80</ansi-nist:ImageHorizontalLineLengthPixelQuantity>
29     <!-- =====fieldID="10.009" fieldMnemonic="HPS" == -->
30     <ansi-nist:ImageHorizontalPixelDensityValue>1200</ansi-nist:ImageHorizontalPixelDensityValue>
31     <!-- =====fieldID="10.008" fieldMnemonic="SLC" == -->
32     <ansi-nist:ImageScaleUnitsCode>1</ansi-nist:ImageScaleUnitsCode>
33     <!-- =====fieldID="10.003" fieldMnemonic="IMT" == -->
34     <ansi-nist:ImageCategoryCode>TATTOO</ansi-nist:ImageCategoryCode>
35     <!-- =====fieldID="10.007" fieldMnemonic="VLL" == -->
36     <ansi-nist:ImageVerticalLineLengthPixelQuantity>65</ansi-nist:ImageVerticalLineLengthPixelQuantity>
37     <!-- =====fieldID="10.010" fieldMnemonic="VPS" == -->
```



```
1 <ansi-nist:ImageVerticalPixelDensityValue>1200</ansi-nist:ImageVerticalPixelDensityValue>
2 <!-- =====fieldID="10.042" fieldMnemonic="SMD" == -->
3 <ansi-nist:PhysicalFeatureDescriptionDetail>
4   =Req'd to be associated with 10.042=====fieldID="10.043" fieldMnemonic="COL" == -->
5   <ansi-nist:PhysicalFeatureColorDetail>
6     <ansi-nist:PhysicalFeaturePrimaryColorCode>ORANGE</ansi-nist:PhysicalFeaturePrimaryColorCode>
7     <ansi-nist:PhysicalFeatureSecondaryColorCode>BLACK</ansi-nist:PhysicalFeatureSecondaryColorCode>
8     <ansi-nist:PhysicalFeatureSecondaryColorCode>RED</ansi-nist:PhysicalFeatureSecondaryColorCode>
9   </ansi-nist:PhysicalFeatureColorDetail>
10  <!-- =====SubFields for "10.042" fieldMnemonic="SMD" == -->
11  <ansi-nist:PhysicalFeatureCategoryCode>TATTOO</ansi-nist:PhysicalFeatureCategoryCode>
12  <ansi-nist:PhysicalFeatureClassCode>ANIMAL</ansi-nist:PhysicalFeatureClassCode>
13  <ansi-nist:PhysicalFeatureDescriptionText>Golden retriever with an overbite</ansi-nist:PhysicalFeatureDescriptionText>
14  <ansi-nist:PhysicalFeatureSubClassCode>DOG</ansi-nist:PhysicalFeatureSubClassCode>
15 </ansi-nist:PhysicalFeatureDescriptionDetail>
16 <ansi-nist:PhysicalFeatureDescriptionDetail>
17   <ansi-nist:PhysicalFeatureColorDetail>
18     <ansi-nist:PhysicalFeaturePrimaryColorCode>YELLOW</ansi-nist:PhysicalFeaturePrimaryColorCode>
19     <ansi-nist:PhysicalFeatureSecondaryColorCode>MULTI</ansi-nist:PhysicalFeatureSecondaryColorCode>
20   </ansi-nist:PhysicalFeatureColorDetail>
21   <ansi-nist:PhysicalFeatureCategoryCode>TATTOO</ansi-nist:PhysicalFeatureCategoryCode>
22   <ansi-nist:PhysicalFeatureClassCode>HUMAN</ansi-nist:PhysicalFeatureClassCode>
23   <ansi-nist:PhysicalFeatureDescriptionText>Fist</ansi-nist:PhysicalFeatureDescriptionText>
24   <ansi-nist:PhysicalFeatureSubClassCode>MBPART</ansi-nist:PhysicalFeatureSubClassCode>
25 </ansi-nist:PhysicalFeatureDescriptionDetail>
26 <!-- =====fieldID="10.040" fieldMnemonic="SMT" == -->
27 <ansi-nist:PhysicalFeatureNCICCode>TAT L TOE</ansi-nist:PhysicalFeatureNCICCode>
28 <ansi-nist:PhysicalFeatureNCICCode>TAT FARM</ansi-nist:PhysicalFeatureNCICCode>
29 <!-- =====fieldID="10.041" fieldMnemonic="SMS" == -->
30 <ansi-nist:PhysicalFeatureSize>
31   <ansi-nist:PhysicalFeatureHeightMeasure>112</ansi-nist:PhysicalFeatureHeightMeasure>
32   <ansi-nist:PhysicalFeatureWidthMeasure>15</ansi-nist:PhysicalFeatureWidthMeasure>
33 </ansi-nist:PhysicalFeatureSize>
34 </ansi-nist:PhysicalFeatureImage>
35 </itl:PackageImageRecord>
36
37 <!-- ===== -->
```

```
1 <!-- RECORD TYPE 13 Variable-Resolution Latentprint Image (Single finger example)
2 <!-- =====>
3 <itl:PackageImageRecord>
4 <ansi-nist:RecordCategoryCode>13</ansi-nist:RecordCategoryCode>
5 <!-- ===== fieldID="13.002" fieldMnemonic="IDC" == -->
6 <ansi-nist:ImageReferenceIdentification>
7 <nc:IdentificationID>09</nc:IdentificationID>
8 </ansi-nist:ImageReferenceIdentification>
9 <!-- ===== fieldID="13.200-998" fieldMnemonic="UDF" == -->
10 <itl:ExampleUserDefinedFields>
11 <!-- Well-formed XML goes here. Users may define a substitute element. -->
12 </itl:ExampleUserDefinedFields>
13 <itl:FingerprintImage>
14 <!-- =====fieldID="13.999" fieldMnemonic="DATA" == -->
15 <nc:BinaryBase64Object>mrHbPdrko3u1s7ahtgPBjtmO1s85tfG2U7bpofY9
16 4Czu2SbY7d7wF9fQ7ZptgGrtkO2a2dsJ7wZbe 8BlzvAmQ7xq+Y94GoHeEsR3ikWd4DIGhzmp3k42
17 d4DRmzs94DKveDTB3hqw6PeBLrtpPep0H/+h</nc:BinaryBase64Object>
18 <!-- =====fieldID="13.012" fieldMnemonic="BPX" == -->
19 <ansi-nist:ImageBitsPerPixelQuantity>8</ansi-nist:ImageBitsPerPixelQuantity>
20 <ansi-nist:ImageCaptureDetail>
21 <!-- =====fieldID="13.005" fieldMnemonic="LCD" == -->
22 <ansi-nist:CaptureDate>
23 <nc>Date>1953-04-23</nc>Date>
24 </ansi-nist:CaptureDate>
25 <!-- =====fieldID="13.016" fieldMnemonic="SHPS" == -->
26 <ansi-nist:CaptureHorizontalPixelDensityValue>500</ansi-nist:CaptureHorizontalPixelDensityValue>
27 <!-- =====fieldID="13.004" fieldMnemonic="SRC" == -->
28 <ansi-nist:CaptureOrganization>
29 <nc:OrganizationIdentification>
30 <nc:IdentificationID>WI013415Y</nc:IdentificationID>
31 </nc:OrganizationIdentification>
32 <nc:OrganizationName>WI Crime Information Bureau</nc:OrganizationName>
33 </ansi-nist:CaptureOrganization>
34 <!-- =====fieldID="13.017" fieldMnemonic="SVPS" == -->
35 <ansi-nist:CaptureVerticalPixelDensityValue>500</ansi-nist:CaptureVerticalPixelDensityValue>
36 </ansi-nist:ImageCaptureDetail>
37 <!-- =====fieldID="13.020" fieldMnemonic="COM" == -->
```

```
1      <ansi-nist:ImageCommentText>Comment</ansi-nist:ImageCommentText>
2      <!-- =====fieldID="13.011" fieldMnemonic="CGA" == -->
3      <ansi-nist:ImageCompressionAlgorithmText>JPEGB</ansi-nist:ImageCompressionAlgorithmText>
4      <!-- =====fieldID="13.006" fieldMnemonic="HLL" == -->
5      <ansi-nist:ImageHorizontalLineLengthPixelQuantity>80</ansi-nist:ImageHorizontalLineLengthPixelQuantity>
6      <!-- =====fieldID="13.009" fieldMnemonic="HPS" == -->
7      <ansi-nist:ImageHorizontalPixelDensityValue>1200</ansi-nist:ImageHorizontalPixelDensityValue>
8      <!-- =====fieldID="13.008" fieldMnemonic="SLC" == -->
9      <ansi-nist:ImageScaleUnitsCode>1</ansi-nist:ImageScaleUnitsCode>
10     <!-- =====fieldID="13.007" fieldMnemonic="VLL" == -->
11     <ansi-nist:ImageVerticalLineLengthPixelQuantity>65</ansi-nist:ImageVerticalLineLengthPixelQuantity>
12     <!-- =====fieldID="13.010" fieldMnemonic="VPS" == -->
13     <ansi-nist:ImageVerticalPixelDensityValue>1200</ansi-nist:ImageVerticalPixelDensityValue>
14     <!-- =====fieldID="13.003" fieldMnemonic="IMP" == -->
15     <ansi-nist:FingerprintImageImpressionCaptureCategoryCode>4</ansi-nist:FingerprintImageImpressionCaptureCategoryCode>
16     <!-- =====fieldID="13.013" fieldMnemonic="FGP" == -->
17     <ansi-nist:FingerPositionCode>4</ansi-nist:FingerPositionCode>
18     <ansi-nist:FingerPositionCode>5</ansi-nist:FingerPositionCode>
19     <!-- =====fieldID="13.024" fieldMnemonic="LQM" == -->
20     <itl:FingerprintImageQuality>
21       <ansi-nist:FingerPositionCode>4</ansi-nist:FingerPositionCode>
22       <ansi-nist:QualityAlgorithmProductIdentification>
23         <nc:IdentificationID>28495</nc:IdentificationID>
24       </ansi-nist:QualityAlgorithmProductIdentification>
25       <ansi-nist:QualityAlgorithmVendorIdentification>
26         <nc:IdentificationID>FFF0</nc:IdentificationID>
27       </ansi-nist:QualityAlgorithmVendorIdentification>
28       <ansi-nist:QualityValue>100</ansi-nist:QualityValue>
29     </itl:FingerprintImageQuality>
30   </itl:FingerprintImage>
31 </itl:PackageImageRecord>
32
33 <!-- ===== -->
34 <!--          RECORD TYPE 13    Variable-Resolution Latentprint Image  (Palm Latent Example)    -->
35 <!-- ===== -->
36 <itl:PackageImageRecord>
37   <ansi-nist:RecordCategoryCode>13</ansi-nist:RecordCategoryCode>
```

```
1      <!-- ===== fieldID="13.002" fieldMnemonic="IDC" == -->
2      <ansi-nist:ImageReferenceIdentification>
3          <nc:IdentificationID>09</nc:IdentificationID>
4      </ansi-nist:ImageReferenceIdentification>
5      <!-- ===== fieldID="13.200-998" fieldMnemonic="UDF" == -->
6      <itl:ExampleUserDefinedFields>
7          <!-- Well-formed XML goes here.  Users may define a substitute element. -->
8      </itl:ExampleUserDefinedFields>
9      <itl:PalmpPrintImage>
10         <!-- =====fieldID="13.999" fieldMnemonic="DATA" == -->
11         <nc:BinaryBase64Object>mrHbPdrko3u1s7ahtgPBjtmO1s85tfG2U7bpofY9
12             4Czu2SbY7d7wF9fQ7ZptgGrtkO2a2dsJ7wZbe 8BlzvAmQ7xq+Y94GoHeEsR3ikWd4DIGhmp3k42
13             d4DRmzs94DKveDTB3hqw6PeBLrtpPep0H/+h</nc:BinaryBase64Object>
14         <!-- =====fieldID="13.012" fieldMnemonic="BPX" == -->
15         <ansi-nist:ImageBitsPerPixelQuantity>8</ansi-nist:ImageBitsPerPixelQuantity>
16         <ansi-nist:ImageCaptureDetail>
17             <!-- =====fieldID="13.005" fieldMnemonic="LCD" == -->
18             <ansi-nist:CaptureDate>
19                 <nc:Date>1953-04-23</nc:Date>
20             </ansi-nist:CaptureDate>
21             <!-- =====fieldID="13.016" fieldMnemonic="SHPS" == -->
22             <ansi-nist:CaptureHorizontalPixelDensityValue>500</ansi-nist:CaptureHorizontalPixelDensityValue>
23             <!-- =====fieldID="13.004" fieldMnemonic="SRC" == -->
24             <ansi-nist:CaptureOrganization>
25                 <nc:OrganizationIdentification>
26                     <nc:IdentificationID>WI013415Y</nc:IdentificationID>
27                 </nc:OrganizationIdentification>
28                 <nc:OrganizationName>WI Crime Information Bureau</nc:OrganizationName>
29             </ansi-nist:CaptureOrganization>
30             <!-- =====fieldID="13.017" fieldMnemonic="SVPS" == -->
31             <ansi-nist:CaptureVerticalPixelDensityValue>500</ansi-nist:CaptureVerticalPixelDensityValue>
32         </ansi-nist:ImageCaptureDetail>
33         <!-- =====fieldID="13.020" fieldMnemonic="COM" == -->
34         <ansi-nist:ImageCommentText>Comment</ansi-nist:ImageCommentText>
35         <!-- =====fieldID="13.011" fieldMnemonic="CGA" == -->
36         <ansi-nist:ImageCompressionAlgorithmText>JPEGB</ansi-nist:ImageCompressionAlgorithmText>
37         <!-- =====fieldID="13.006" fieldMnemonic="HLL" == -->
```

```
1      <ansi-nist:ImageHorizontalLineLengthPixelQuantity>80</ansi-nist:ImageHorizontalLineLengthPixelQuantity>
2      <!-- =====fieldID="13.009" fieldMnemonic="HPS" == -->
3      <ansi-nist:ImageHorizontalPixelDensityValue>1200</ansi-nist:ImageHorizontalPixelDensityValue>
4      <!-- =====fieldID="13.008" fieldMnemonic="SLC" == -->
5      <ansi-nist:ImageScaleUnitsCode>1</ansi-nist:ImageScaleUnitsCode>
6      <!-- =====fieldID="13.007" fieldMnemonic="VLL" == -->
7      <ansi-nist:ImageVerticalLineLengthPixelQuantity>65</ansi-nist:ImageVerticalLineLengthPixelQuantity>
8      <!-- =====fieldID="13.010" fieldMnemonic="VPS" == -->
9      <ansi-nist:ImageVerticalPixelDensityValue>1200</ansi-nist:ImageVerticalPixelDensityValue>
10     <!-- =====fieldID="13.003" fieldMnemonic="IMP" == -->
11     <ansi-nist:FingerprintImageImpressionCaptureCategoryCode>4</ansi-nist:FingerprintImageImpressionCaptureCategoryCode>
12     <!-- =====fieldID="13.013" fieldMnemonic="FGP" == -->
13     <ansi-nist:PalmPositionCode>29</ansi-nist:PalmPositionCode>
14     <ansi-nist:PalmPositionCode>23</ansi-nist:PalmPositionCode>
15     <!-- =====fieldID="13.024" fieldMnemonic="LQM" == -->
16     <itl:PalmprintImageQuality>
17         <ansi-nist:PalmPositionCode>29</ansi-nist:PalmPositionCode>
18         <ansi-nist:QualityAlgorithmProductIdentification>
19             <nc:IdentificationID>28495</nc:IdentificationID>
20         </ansi-nist:QualityAlgorithmProductIdentification>
21         <ansi-nist:QualityAlgorithmVendorIdentification>
22             <nc:IdentificationID>FFF0</nc:IdentificationID>
23         </ansi-nist:QualityAlgorithmVendorIdentification>
24         <ansi-nist:QualityValue>100</ansi-nist:QualityValue>
25     </itl:PalmprintImageQuality>
26 </itl:PalmprintImage>
27 </itl:PackageImageRecord>
28
29 <!-- ===== -->
30 <!--          RECORD TYPE 13   Variable-Resolution Latentprint Image (Major Case example)          -->
31 <!-- ===== -->
32 <itl:PackageImageRecord>
33     <ansi-nist:RecordCategoryCode>13</ansi-nist:RecordCategoryCode>
34     <!-- ===== fieldID="13.002" fieldMnemonic="IDC" == -->
35     <ansi-nist:ImageReferenceIdentification>
36         <nc:IdentificationID>09</nc:IdentificationID>
37     </ansi-nist:ImageReferenceIdentification>
```

```
1 <!-- ===== fieldID="13.200-998" fieldMnemonic="UDF" == -->
2 <itl:ExampleUserDefinedFields>
3 <!-- Well-formed XML goes here. Users may define a substitute element. -->
4 </itl:ExampleUserDefinedFields>
5 <itl:FingerprintImage>
6 <!-- =====fieldID="13.999" fieldMnemonic="DATA" == -->
7 <nc:BinaryBase64Object>mrHbPdrko3u1s7ahtgPBjtmO1s85tfG2U7bpofY9
8 4Czu2SbY7d7wF9fQ7ZptgGrtkO2a2dsJ7wZbe 8BlzvAmQ7xq+Y94GoHeEsR3ikWd4DIGhzmp3k42
9 d4DRmzs94DKveDTB3hqw6PeBLrtpPep0H/+h</nc:BinaryBase64Object>
10 <!-- =====fieldID="13.012" fieldMnemonic="BPX" == -->
11 <ansi-nist:ImageBitsPerPixelQuantity>8</ansi-nist:ImageBitsPerPixelQuantity>
12 <ansi-nist:ImageCaptureDetail>
13 <!-- =====fieldID="13.005" fieldMnemonic="LCD" == -->
14 <ansi-nist:CaptureDate>
15 <nc:Date>1953-04-23</nc:Date>
16 </ansi-nist:CaptureDate>
17 <!-- =====fieldID="13.016" fieldMnemonic="SHPS" == -->
18 <ansi-nist:CaptureHorizontalPixelDensityValue>500</ansi-nist:CaptureHorizontalPixelDensityValue>
19 <!-- =====fieldID="13.004" fieldMnemonic="SRC" == -->
20 <ansi-nist:CaptureOrganization>
21 <nc:OrganizationIdentification>
22 <nc:IdentificationID>WI013415Y</nc:IdentificationID>
23 </nc:OrganizationIdentification>
24 <nc:OrganizationName>WI Crime Information Bureau</nc:OrganizationName>
25 </ansi-nist:CaptureOrganization>
26 <!-- =====fieldID="13.017" fieldMnemonic="SVPS" == -->
27 <ansi-nist:CaptureVerticalPixelDensityValue>500</ansi-nist:CaptureVerticalPixelDensityValue>
28 </ansi-nist:ImageCaptureDetail>
29 <!-- =====fieldID="13.020" fieldMnemonic="COM" == -->
30 <ansi-nist:ImageCommentText>Comment</ansi-nist:ImageCommentText>
31 <!-- =====fieldID="13.011" fieldMnemonic="CGA" == -->
32 <ansi-nist:ImageCompressionAlgorithmText>JPEGB</ansi-nist:ImageCompressionAlgorithmText>
33 <!-- =====fieldID="13.006" fieldMnemonic="HLL" == -->
34 <ansi-nist:ImageHorizontalLineLengthPixelQuantity>80</ansi-nist:ImageHorizontalLineLengthPixelQuantity>
35 <!-- =====fieldID="13.009" fieldMnemonic="HPS" == -->
36 <ansi-nist:ImageHorizontalPixelDensityValue>1200</ansi-nist:ImageHorizontalPixelDensityValue>
37 <!-- =====fieldID="13.008" fieldMnemonic="SLC" == -->
```

```
1 <ansi-nist:ImageScaleUnitsCode>1</ansi-nist:ImageScaleUnitsCode>
2 <!-- =====fieldID="13.007" fieldMnemonic="VLL" == -->
3 <ansi-nist:ImageVerticalLineLengthPixelQuantity>65</ansi-nist:ImageVerticalLineLengthPixelQuantity>
4 <!-- =====fieldID="13.010" fieldMnemonic="VPS" == -->
5 <ansi-nist:ImageVerticalPixelDensityValue>1200</ansi-nist:ImageVerticalPixelDensityValue>
6 <!-- =====fieldID="13.003" fieldMnemonic="IMP" == -->
7 <ansi-nist:FingerprintImageImpressionCaptureCategoryCode>4</ansi-nist:FingerprintImageImpressionCaptureCategoryCode>
8 <!-- =====fieldID="13.013" fieldMnemonic="FGP" == -->
9 <ansi-nist:FingerPositionCode>19</ansi-nist:FingerPositionCode>
10 <ansi-nist:FingerprintImageMajorCasePrint>
11 <!-- =====fieldID="13.014" fieldMnemonic="SPD" == -->
12 <ansi-nist:FingerPositionCode>8</ansi-nist:FingerPositionCode>
13 <ansi-nist:MajorCasePrintCode>EJ</ansi-nist:MajorCasePrintCode>
14 <!-- =====fieldID="13.015" fieldMnemonic="PPC" == -->
15 <ansi-nist:MajorCasePrintSegmentOffset>
16 <ansi-nist:SegmentBottomVerticalCoordinateValue>85</ansi-nist:SegmentBottomVerticalCoordinateValue>
17 <ansi-nist:SegmentLocationCode>DST</ansi-nist:SegmentLocationCode>
18 <ansi-nist:SegmentFingerViewCode>FV1</ansi-nist:SegmentFingerViewCode>
19 <ansi-nist:SegmentLeftHorizontalCoordinateValue>115</ansi-nist:SegmentLeftHorizontalCoordinateValue>
20 <ansi-nist:SegmentRightHorizontalCoordinateValue>188</ansi-nist:SegmentRightHorizontalCoordinateValue>
21 <ansi-nist:SegmentTopVerticalCoordinateValue>55</ansi-nist:SegmentTopVerticalCoordinateValue>
22 </ansi-nist:MajorCasePrintSegmentOffset>
23 <ansi-nist:MajorCasePrintSegmentOffset>
24 <ansi-nist:SegmentBottomVerticalCoordinateValue>126</ansi-nist:SegmentBottomVerticalCoordinateValue>
25 <ansi-nist:SegmentLocationCode>MED</ansi-nist:SegmentLocationCode>
26 <ansi-nist:SegmentFingerViewCode>FV1</ansi-nist:SegmentFingerViewCode>
27 <ansi-nist:SegmentLeftHorizontalCoordinateValue>115</ansi-nist:SegmentLeftHorizontalCoordinateValue>
28 <ansi-nist:SegmentRightHorizontalCoordinateValue>188</ansi-nist:SegmentRightHorizontalCoordinateValue>
29 <ansi-nist:SegmentTopVerticalCoordinateValue>92</ansi-nist:SegmentTopVerticalCoordinateValue>
30 </ansi-nist:MajorCasePrintSegmentOffset>
31 </ansi-nist:FingerprintImageMajorCasePrint>
32 <!-- =====fieldID="13.024" fieldMnemonic="LQM" == -->
33 <itl:FingerprintImageQuality>
34 <ansi-nist:FingerPositionCode>19</ansi-nist:FingerPositionCode>
35 <ansi-nist:QualityAlgorithmProductIdentification>
36 <nc:IdentificationID>28495</nc:IdentificationID>
37 </ansi-nist:QualityAlgorithmProductIdentification>
```

```

1      <ansi-nist:QualityAlgorithmVendorIdentification>
2      <nc:IdentificationID>FFF0</nc:IdentificationID>
3      </ansi-nist:QualityAlgorithmVendorIdentification>
4      <ansi-nist:QualityValue>100</ansi-nist:QualityValue>
5      </itl:FingerprintImageQuality>
6      </itl:FingerprintImage>
7      </itl:PackageImageRecord>
8
9      <!-- ===== -->
10     RECORD TYPE 14  Variable Resolution Fingerprint Image (Single Finger)
11     <!-- ===== -->
12     <itl:PackageImageRecord>
13     <ansi-nist:RecordCategoryCode>14</ansi-nist:RecordCategoryCode>
14     <!-- ===== fieldID="14.002" fieldMnemonic="IDC" == -->
15     <ansi-nist:ImageReferenceIdentification>
16     <nc:IdentificationID>10</nc:IdentificationID>
17     </ansi-nist:ImageReferenceIdentification>
18     <!-- ===== fieldID="14.200-998" fieldMnemonic="UDF" == -->
19     <itl:ExampleUserDefinedFields>
20     <!-- Well-formed XML goes here.  Users may define a substitute element. -->
21     </itl:ExampleUserDefinedFields>
22     <itl:FingerprintImage>
23     <!-- =====fieldID="14.999" fieldMnemonic="DATA" == -->
24     <nc:BinaryBase64Object>mrHbPdrko3u1s7ahtgPBjtmO1s85tfG2U7bpofY9
25     4Czu2SbY7d7wF9fQ7ZptgGrkO2a2dsJ7wZbe 8BlzvAmQ7xq+Y94GoHeEsR3ikWd4DIGhzmp3k42
26     d4DRmzs94DKveDTB3hqw6PeBLrtpPep0H/+h</nc:BinaryBase64Object>
27     <!-- =====fieldID="14.012" fieldMnemonic="BPX" == -->
28     <ansi-nist:ImageBitsPerPixelQuantity>8</ansi-nist:ImageBitsPerPixelQuantity>
29     <ansi-nist:ImageCaptureDetail>
30     <!-- =====fieldID="14.005" fieldMnemonic="FCD" == -->
31     <ansi-nist:CaptureDate>
32     <nc>Date>1953-04-23</nc>Date>
33     </ansi-nist:CaptureDate>
34     <!-- =====fieldID="14.016" fieldMnemonic="SHPS" == -->
35     <ansi-nist:CaptureHorizontalPixelDensityValue>500</ansi-nist:CaptureHorizontalPixelDensityValue>
36     <!-- =====fieldID="14.004" fieldMnemonic="SRC" == -->
37     <ansi-nist:CaptureOrganization>

```



```
1      <nc:OrganizationIdentification>
2          <nc:IdentificationID>WI013415Y</nc:IdentificationID>
3      </nc:OrganizationIdentification>
4      <nc:OrganizationName>WI Crime Information Bureau</nc:OrganizationName>
5  </ansi-nist:CaptureOrganization>
6  <!-- =====fieldID="14.017" fieldMnemonic="SVPS" == -->
7  <ansi-nist:CaptureVerticalPixelDensityValue>500</ansi-nist:CaptureVerticalPixelDensityValue>
8  <!-- =====fieldID="14.030" fieldMnemonic="DMM" == -->
9  <ansi-nist:CaptureDeviceMonitoringModeCode>ASSISTED</ansi-nist:CaptureDeviceMonitoringModeCode>
10 </ansi-nist:ImageCaptureDetail>
11 <!-- =====fieldID="14.020" fieldMnemonic="COM" == -->
12 <ansi-nist:ImageCommentText>Comment</ansi-nist:ImageCommentText>
13 <!-- =====fieldID="14.011" fieldMnemonic="CGA" == -->
14 <ansi-nist:ImageCompressionAlgorithmText>JPEGB</ansi-nist:ImageCompressionAlgorithmText>
15 <!-- =====fieldID="14.006" fieldMnemonic="HLL" == -->
16 <ansi-nist:ImageHorizontalLineLengthPixelQuantity>80</ansi-nist:ImageHorizontalLineLengthPixelQuantity>
17 <!-- =====fieldID="14.009" fieldMnemonic="HPS" == -->
18 <ansi-nist:ImageHorizontalPixelDensityValue>1200</ansi-nist:ImageHorizontalPixelDensityValue>
19 <!-- =====fieldID="14.008" fieldMnemonic="SLC" == -->
20 <ansi-nist:ImageScaleUnitsCode>1</ansi-nist:ImageScaleUnitsCode>
21 <!-- =====fieldID="14.007" fieldMnemonic="VLL" == -->
22 <ansi-nist:ImageVerticalLineLengthPixelQuantity>65</ansi-nist:ImageVerticalLineLengthPixelQuantity>
23 <!-- =====fieldID="14.010" fieldMnemonic="VPS" == -->
24 <ansi-nist:ImageVerticalPixelDensityValue>1200</ansi-nist:ImageVerticalPixelDensityValue>
25 <!-- =====fieldID="14.003" fieldMnemonic="IMP" == -->
26 <ansi-nist:FingerprintImageImpressionCaptureCategoryCode>1</ansi-nist:FingerprintImageImpressionCaptureCategoryCode>
27 <!-- =====fieldID="14.013" fieldMnemonic="FGP" == -->
28 <ansi-nist:FingerPositionCode>8</ansi-nist:FingerPositionCode>
29 <!-- =====fieldID="14.022" fieldMnemonic="NQM" == -->
30 <ansi-nist:FingerprintImageNISTQuality>
31     <ansi-nist:FingerPositionCode>8</ansi-nist:FingerPositionCode>
32     <ansi-nist:NISTQualityMeasure>1</ansi-nist:NISTQualityMeasure>
33 </ansi-nist:FingerprintImageNISTQuality>
34 <!-- =====fieldID="14.024" fieldMnemonic="FQM" == -->
35 <itl:FingerprintImageQuality>
36     <ansi-nist:FingerPositionCode>8</ansi-nist:FingerPositionCode>
37     <ansi-nist:QualityAlgorithmProductIdentification>
```

```

1      <nc:IdentificationID>28495</nc:IdentificationID>
2      </ansi-nist:QualityAlgorithmProductIdentification>
3      <ansi-nist:QualityAlgorithmVendorIdentification>
4      <nc:IdentificationID>FFF0</nc:IdentificationID>
5      </ansi-nist:QualityAlgorithmVendorIdentification>
6      <ansi-nist:QualityValue>100</ansi-nist:QualityValue>
7      </itl:FingerprintImageQuality>
8      </itl:FingerprintImage>
9      </itl:PackageImageRecord>
10
11     <!-- ===== -->
12                                RECORD TYPE 14   Variable Resolution Fingerprint Image (Slap Print Set)
13 <!-- ===== -->
14 <itl:PackageImageRecord>
15   <ansi-nist:RecordCategoryCode>14</ansi-nist:RecordCategoryCode>
16   <!-- ===== fieldID="14.002" fieldMnemonic="IDC" == -->
17   <ansi-nist:ImageReferenceIdentification>
18     <nc:IdentificationID>11</nc:IdentificationID>
19   </ansi-nist:ImageReferenceIdentification>
20   <!-- ===== fieldID="14.200-998" fieldMnemonic="UDF" == -->
21   <itl:ExampleUserDefinedFields>
22     <!-- Well-formed XML goes here.  Users may define a substitute element. -->
23   </itl:ExampleUserDefinedFields>
24   <itl:FingerprintImage>
25     <!-- =====fieldID="14.999" fieldMnemonic="DATA" == -->
26     <nc:BinaryBase64Object>mrHbPdrko3u1s7ahtgPBjtmO1s85tfG2U7bpofY9
27       4Czu2SbY7d7wF9fQ7ZptgGrtkO2a2dsJ7wZbe 8BlzvAmQ7xq+Y94GoHeEsR3ikWd4DIGhzmp3k42
28       d4DRmzs94DKveDTB3hqw6PeBLrtpPep0H/+h</nc:BinaryBase64Object>
29     <!-- =====fieldID="14.012" fieldMnemonic="BPX" == -->
30     <ansi-nist:ImageBitsPerPixelQuantity>8</ansi-nist:ImageBitsPerPixelQuantity>
31     <ansi-nist:ImageCaptureDetail>
32       <!-- =====fieldID="14.005" fieldMnemonic="FCD" == -->
33       <ansi-nist:CaptureDate>
34         <nc:Date>1953-04-23</nc:Date>
35       </ansi-nist:CaptureDate>
36       <!-- =====fieldID="14.016" fieldMnemonic="SHPS" == -->
37       <ansi-nist:CaptureHorizontalPixelDensityValue>500</ansi-nist:CaptureHorizontalPixelDensityValue>

```

```
1      <!-- =====fieldID="14.004" fieldMnemonic="SRC" == -->
2      <ansi-nist:CaptureOrganization>
3          <nc:OrganizationIdentification>
4              <nc:IdentificationID>WI013415Y</nc:IdentificationID>
5          </nc:OrganizationIdentification>
6          <nc:OrganizationName>WI Crime Information Bureau</nc:OrganizationName>
7      </ansi-nist:CaptureOrganization>
8      <!-- =====fieldID="14.017" fieldMnemonic="SVPS" == -->
9      <ansi-nist:CaptureVerticalPixelDensityValue>500</ansi-nist:CaptureVerticalPixelDensityValue>
10     <!-- =====fieldID="14.030" fieldMnemonic="DMM" == -->
11     <ansi-nist:CaptureDeviceMonitoringModeCode>ASSISTED</ansi-nist:CaptureDeviceMonitoringModeCode>
12 </ansi-nist:ImageCaptureDetail>
13 <!-- =====fieldID="14.020" fieldMnemonic="COM" == -->
14 <ansi-nist:ImageCommentText>Comment</ansi-nist:ImageCommentText>
15 <!-- =====fieldID="14.011" fieldMnemonic="CGA" == -->
16 <ansi-nist:ImageCompressionAlgorithmText>JPEGB</ansi-nist:ImageCompressionAlgorithmText>
17 <!-- =====fieldID="14.006" fieldMnemonic="HLL" == -->
18 <ansi-nist:ImageHorizontalLineLengthPixelQuantity>80</ansi-nist:ImageHorizontalLineLengthPixelQuantity>
19 <!-- =====fieldID="14.009" fieldMnemonic="HPS" == -->
20 <ansi-nist:ImageHorizontalPixelDensityValue>1200</ansi-nist:ImageHorizontalPixelDensityValue>
21 <!-- =====fieldID="14.008" fieldMnemonic="SLC" == -->
22 <ansi-nist:ImageScaleUnitsCode>1</ansi-nist:ImageScaleUnitsCode>
23 <!-- =====fieldID="14.007" fieldMnemonic="VLL" == -->
24 <ansi-nist:ImageVerticalLineLengthPixelQuantity>65</ansi-nist:ImageVerticalLineLengthPixelQuantity>
25 <!-- =====fieldID="14.010" fieldMnemonic="VPS" == -->
26 <ansi-nist:ImageVerticalPixelDensityValue>1200</ansi-nist:ImageVerticalPixelDensityValue>
27 <!-- =====fieldID="14.003" fieldMnemonic="IMP" == -->
28 <ansi-nist:FingerprintImageImpressionCaptureCategoryCode>1</ansi-nist:FingerprintImageImpressionCaptureCategoryCode>
29 <!-- =====fieldID="14.013" fieldMnemonic="FGP" == -->
30 <ansi-nist:FingerPositionCode>14</ansi-nist:FingerPositionCode>
31 <!-- =====fieldID="14.018" fieldMnemonic="AMP" == -->
32 <itl:FingerprintImageFingerMissing>
33     <ansi-nist:FingerPositionCode>10</ansi-nist:FingerPositionCode>
34     <itl:FingerMissingCode>XX</itl:FingerMissingCode>
35 </itl:FingerprintImageFingerMissing>
36 <itl:FingerprintImageFingerMissing>
37     <ansi-nist:FingerPositionCode>9</ansi-nist:FingerPositionCode>
```

```
1      <itl:FingerMissingCode>XX</itl:FingerMissingCode>
2  </itl:FingerprintImageFingerMissing>
3  <!-- =====fieldID="14.021" fieldMnemonic="SEG" == -->
4  <itl:FingerprintImageSegmentPositionSquare>
5      <ansi-nist:FingerPositionCode>8</ansi-nist:FingerPositionCode>
6      <ansi-nist:SegmentBottomVerticalCoordinateValue>85</ansi-nist:SegmentBottomVerticalCoordinateValue>
7      <ansi-nist:SegmentLeftHorizontalCoordinateValue>100</ansi-nist:SegmentLeftHorizontalCoordinateValue>
8      <ansi-nist:SegmentRightHorizontalCoordinateValue>150</ansi-nist:SegmentRightHorizontalCoordinateValue>
9      <ansi-nist:SegmentTopVerticalCoordinateValue>15</ansi-nist:SegmentTopVerticalCoordinateValue>
10 </itl:FingerprintImageSegmentPositionSquare>
11 <itl:FingerprintImageSegmentPositionSquare>
12     <ansi-nist:FingerPositionCode>7</ansi-nist:FingerPositionCode>
13     <ansi-nist:SegmentBottomVerticalCoordinateValue>85</ansi-nist:SegmentBottomVerticalCoordinateValue>
14     <ansi-nist:SegmentLeftHorizontalCoordinateValue>160</ansi-nist:SegmentLeftHorizontalCoordinateValue>
15     <ansi-nist:SegmentRightHorizontalCoordinateValue>200</ansi-nist:SegmentRightHorizontalCoordinateValue>
16     <ansi-nist:SegmentTopVerticalCoordinateValue>15</ansi-nist:SegmentTopVerticalCoordinateValue>
17 </itl:FingerprintImageSegmentPositionSquare>
18 <!-- =====fieldID="14.022" fieldMnemonic="NQM" == -->
19 <ansi-nist:FingerprintImageNISTQuality>
20     <ansi-nist:FingerPositionCode>8</ansi-nist:FingerPositionCode>
21     <ansi-nist:NISTQualityMeasure>1</ansi-nist:NISTQualityMeasure>
22 </ansi-nist:FingerprintImageNISTQuality>
23 <ansi-nist:FingerprintImageNISTQuality>
24     <ansi-nist:FingerPositionCode>7</ansi-nist:FingerPositionCode>
25     <ansi-nist:NISTQualityMeasure>1</ansi-nist:NISTQualityMeasure>
26 </ansi-nist:FingerprintImageNISTQuality>
27 <ansi-nist:FingerprintImageNISTQuality>
28     <ansi-nist:FingerPositionCode>7</ansi-nist:FingerPositionCode>
29     <ansi-nist:NISTQualityMeasure>1</ansi-nist:NISTQualityMeasure>
30 </ansi-nist:FingerprintImageNISTQuality>
31 <ansi-nist:FingerprintImageNISTQuality>
32     <ansi-nist:FingerPositionCode>7</ansi-nist:FingerPositionCode>
33     <ansi-nist:NISTQualityMeasure>1</ansi-nist:NISTQualityMeasure>
34 </ansi-nist:FingerprintImageNISTQuality>
35 <!-- =====fieldID="14.023" fieldMnemonic="SQM" == -->
36 <ansi-nist:FingerprintImageSegmentationQuality>
37     <ansi-nist:FingerPositionCode>8</ansi-nist:FingerPositionCode>
```

```
1      <ansi-nist:QualityAlgorithmProductIdentification>
2          <nc:IdentificationID>28495</nc:IdentificationID>
3      </ansi-nist:QualityAlgorithmProductIdentification>
4      <ansi-nist:QualityAlgorithmVendorIdentification>
5          <nc:IdentificationID>FFF0</nc:IdentificationID>
6      </ansi-nist:QualityAlgorithmVendorIdentification>
7      <ansi-nist:QualityValue>100</ansi-nist:QualityValue>
8  </ansi-nist:FingerprintImageSegmentationQuality>
9  <ansi-nist:FingerprintImageSegmentationQuality>
10     <ansi-nist:FingerPositionCode>7</ansi-nist:FingerPositionCode>
11     <ansi-nist:QualityAlgorithmProductIdentification>
12         <nc:IdentificationID>28495</nc:IdentificationID>
13     </ansi-nist:QualityAlgorithmProductIdentification>
14     <ansi-nist:QualityAlgorithmVendorIdentification>
15         <nc:IdentificationID>FFF0</nc:IdentificationID>
16     </ansi-nist:QualityAlgorithmVendorIdentification>
17     <ansi-nist:QualityValue>100</ansi-nist:QualityValue>
18 </ansi-nist:FingerprintImageSegmentationQuality>
19 <!-- =====fieldID="14.024" fieldMnemonic="FQM" == -->
20 <itl:FingerprintImageQuality>
21     <ansi-nist:FingerPositionCode>7</ansi-nist:FingerPositionCode>
22     <ansi-nist:QualityAlgorithmProductIdentification>
23         <nc:IdentificationID>28495</nc:IdentificationID>
24     </ansi-nist:QualityAlgorithmProductIdentification>
25     <ansi-nist:QualityAlgorithmVendorIdentification>
26         <nc:IdentificationID>FFF0</nc:IdentificationID>
27     </ansi-nist:QualityAlgorithmVendorIdentification>
28     <ansi-nist:QualityValue>100</ansi-nist:QualityValue>
29 </itl:FingerprintImageQuality>
30 <itl:FingerprintImageQuality>
31     <ansi-nist:FingerPositionCode>9</ansi-nist:FingerPositionCode>
32     <ansi-nist:QualityAlgorithmProductIdentification>
33         <nc:IdentificationID>28495</nc:IdentificationID>
34     </ansi-nist:QualityAlgorithmProductIdentification>
35     <ansi-nist:QualityAlgorithmVendorIdentification>
36         <nc:IdentificationID>FFF0</nc:IdentificationID>
37     </ansi-nist:QualityAlgorithmVendorIdentification>
```

```
1      <ansi-nist:QualityValue>100</ansi-nist:QualityValue>
2  </itl:FingerprintImageQuality>
3  <!-- =====fieldID="14.025" fieldMnemonic="ASEG" == -->
4  <itl:FingerprintImageSegmentPositionPolygon>
5      <ansi-nist:FingerPositionCode>8</ansi-nist:FingerPositionCode>
6      <itl:PositionPolygonVertexQuantity>4</itl:PositionPolygonVertexQuantity>
7      <itl:PositionPolygonVertex>
8          <ansi-nist:PositionHorizontalCoordinateValue>100</ansi-nist:PositionHorizontalCoordinateValue>
9          <ansi-nist:PositionVerticalCoordinateValue>15</ansi-nist:PositionVerticalCoordinateValue>
10     </itl:PositionPolygonVertex>
11     <itl:PositionPolygonVertex>
12         <ansi-nist:PositionHorizontalCoordinateValue>150</ansi-nist:PositionHorizontalCoordinateValue>
13         <ansi-nist:PositionVerticalCoordinateValue>15</ansi-nist:PositionVerticalCoordinateValue>
14     </itl:PositionPolygonVertex>
15     <itl:PositionPolygonVertex>
16         <ansi-nist:PositionHorizontalCoordinateValue>150</ansi-nist:PositionHorizontalCoordinateValue>
17         <ansi-nist:PositionVerticalCoordinateValue>85</ansi-nist:PositionVerticalCoordinateValue>
18     </itl:PositionPolygonVertex>
19     <itl:PositionPolygonVertex>
20         <ansi-nist:PositionHorizontalCoordinateValue>100</ansi-nist:PositionHorizontalCoordinateValue>
21         <ansi-nist:PositionVerticalCoordinateValue>85</ansi-nist:PositionVerticalCoordinateValue>
22     </itl:PositionPolygonVertex>
23 </itl:FingerprintImageSegmentPositionPolygon>
24 <itl:FingerprintImageSegmentPositionPolygon>
25     <ansi-nist:FingerPositionCode>7</ansi-nist:FingerPositionCode>
26     <itl:PositionPolygonVertexQuantity>4</itl:PositionPolygonVertexQuantity>
27     <itl:PositionPolygonVertex>
28         <ansi-nist:PositionHorizontalCoordinateValue>160</ansi-nist:PositionHorizontalCoordinateValue>
29         <ansi-nist:PositionVerticalCoordinateValue>15</ansi-nist:PositionVerticalCoordinateValue>
30     </itl:PositionPolygonVertex>
31     <itl:PositionPolygonVertex>
32         <ansi-nist:PositionHorizontalCoordinateValue>200</ansi-nist:PositionHorizontalCoordinateValue>
33         <ansi-nist:PositionVerticalCoordinateValue>15</ansi-nist:PositionVerticalCoordinateValue>
34     </itl:PositionPolygonVertex>
35     <itl:PositionPolygonVertex>
36         <ansi-nist:PositionHorizontalCoordinateValue>200</ansi-nist:PositionHorizontalCoordinateValue>
37         <ansi-nist:PositionVerticalCoordinateValue>85</ansi-nist:PositionVerticalCoordinateValue>
```

```

1      </itl:PositionPolygonVertex>
2      <itl:PositionPolygonVertex>
3          <ansi-nist:PositionHorizontalCoordinateValue>160</ansi-nist:PositionHorizontalCoordinateValue>
4          <ansi-nist:PositionVerticalCoordinateValue>85</ansi-nist:PositionVerticalCoordinateValue>
5      </itl:PositionPolygonVertex>
6  </itl:FingerprintImageSegmentPositionPolygon>
7  </itl:FingerprintImage>
8  </itl:PackageImageRecord>
9
10 <!-- ===== -->
11                                RECORD TYPE 14   Variable Resolution Fingerprint Image (Major Case)
12 <!-- ===== -->
13 <itl:PackageImageRecord>
14   <ansi-nist:RecordCategoryCode>12</ansi-nist:RecordCategoryCode>
15   <!-- ===== fieldID="14.002" fieldMnemonic="IDC" == -->
16   <ansi-nist:ImageReferenceIdentification>
17     <nc:IdentificationID>10</nc:IdentificationID>
18   </ansi-nist:ImageReferenceIdentification>
19   <!-- ===== fieldID="14.200-998" fieldMnemonic="UDF" == -->
20   <itl:ExampleUserDefinedFields>
21     <!-- Well-formed XML goes here.  Users may define a substitute element. -->
22   </itl:ExampleUserDefinedFields>
23   <itl:FingerprintImage>
24     <!-- =====fieldID="14.999" fieldMnemonic="DATA" == -->
25     <nc:BinaryBase64Object>mrHbPdrko3u1s7ahtgPBjtmO1s85tfG2U7bpofY9
26       4Czu2SbY7d7wF9fQ7ZptgGrkO2a2dsJ7wZbe 8BlzvAmQ7xq+Y94GoHeEsR3ikWd4DIGhzmp3k42
27       d4DRmzs94DKveDTB3hqw6PeBLrtpPep0H/+h</nc:BinaryBase64Object>
28     <!-- =====fieldID="14.012" fieldMnemonic="BPX" == -->
29     <ansi-nist:ImageBitsPerPixelQuantity>8</ansi-nist:ImageBitsPerPixelQuantity>
30     <ansi-nist:ImageCaptureDetail>
31       <!-- =====fieldID="14.005" fieldMnemonic="FCD" == -->
32       <ansi-nist:CaptureDate>
33         <nc:Date>1953-04-23</nc:Date>
34       </ansi-nist:CaptureDate>
35     <!-- =====fieldID="14.016" fieldMnemonic="SHPS" == -->
36     <ansi-nist:CaptureHorizontalPixelDensityValue>500</ansi-nist:CaptureHorizontalPixelDensityValue>
37     <!-- =====fieldID="14.004" fieldMnemonic="SRC" == -->

```

```
1      <ansi-nist:CaptureOrganization>
2          <nc:OrganizationIdentification>
3              <nc:IdentificationID>WI013415Y</nc:IdentificationID>
4          </nc:OrganizationIdentification>
5          <nc:OrganizationName>WI Crime Information Bureau</nc:OrganizationName>
6      </ansi-nist:CaptureOrganization>
7      <!-- =====fieldID="14.017" fieldMnemonic="SVPS" == -->
8      <ansi-nist:CaptureVerticalPixelDensityValue>500</ansi-nist:CaptureVerticalPixelDensityValue>
9      <!-- =====fieldID="14.030" fieldMnemonic="DMM" == -->
10     <ansi-nist:CaptureDeviceMonitoringModeCode>ASSISTED</ansi-nist:CaptureDeviceMonitoringModeCode>
11 </ansi-nist:ImageCaptureDetail>
12 <!-- =====fieldID="14.020" fieldMnemonic="COM" == -->
13 <ansi-nist:ImageCommentText>Comment</ansi-nist:ImageCommentText>
14 <!-- =====fieldID="14.011" fieldMnemonic="CGA" == -->
15 <ansi-nist:ImageCompressionAlgorithmText>JPEGB</ansi-nist:ImageCompressionAlgorithmText>
16 <!-- =====fieldID="14.006" fieldMnemonic="HLL" == -->
17 <ansi-nist:ImageHorizontalLineLengthPixelQuantity>80</ansi-nist:ImageHorizontalLineLengthPixelQuantity>
18 <!-- =====fieldID="14.009" fieldMnemonic="HPS" == -->
19 <ansi-nist:ImageHorizontalPixelDensityValue>1200</ansi-nist:ImageHorizontalPixelDensityValue>
20 <!-- =====fieldID="14.008" fieldMnemonic="SLC" == -->
21 <ansi-nist:ImageScaleUnitsCode>1</ansi-nist:ImageScaleUnitsCode>
22 <!-- =====fieldID="14.007" fieldMnemonic="VLL" == -->
23 <ansi-nist:ImageVerticalLineLengthPixelQuantity>65</ansi-nist:ImageVerticalLineLengthPixelQuantity>
24 <!-- =====fieldID="14.010" fieldMnemonic="VPS" == -->
25 <ansi-nist:ImageVerticalPixelDensityValue>1200</ansi-nist:ImageVerticalPixelDensityValue>
26 <!-- =====fieldID="14.003" fieldMnemonic="IMP" == -->
27 <ansi-nist:FingerprintImageImpressionCaptureCategoryCode>1</ansi-nist:FingerprintImageImpressionCaptureCategoryCode>
28 <!-- =====fieldID="14.013" fieldMnemonic="FGP" == -->
29 <ansi-nist:FingerPositionCode>19</ansi-nist:FingerPositionCode>
30 <!-- =====fieldID="14.014" fieldMnemonic="PPD" == -->
31 <ansi-nist:FingerprintImageMajorCasePrint>
32     <ansi-nist:FingerPositionCode>8</ansi-nist:FingerPositionCode>
33     <ansi-nist:MajorCasePrintCode>EJI</ansi-nist:MajorCasePrintCode>
34     <!-- =====fieldID="14.015" fieldMnemonic="PPC" == -->
35     <ansi-nist:MajorCasePrintSegmentOffset>
36         <ansi-nist:SegmentBottomVerticalCoordinateValue>85</ansi-nist:SegmentBottomVerticalCoordinateValue>
37         <ansi-nist:SegmentLocationCode>DST</ansi-nist:SegmentLocationCode>
```



```

1      <ansi-nist:SegmentFingerViewCode>FV1</ansi-nist:SegmentFingerViewCode>
2      <ansi-nist:SegmentLeftHorizontalCoordinateValue>115</ansi-nist:SegmentLeftHorizontalCoordinateValue>
3      <ansi-nist:SegmentRightHorizontalCoordinateValue>188</ansi-nist:SegmentRightHorizontalCoordinateValue>
4      <ansi-nist:SegmentTopVerticalCoordinateValue>55</ansi-nist:SegmentTopVerticalCoordinateValue>
5      </ansi-nist:MajorCasePrintSegmentOffset>
6      <ansi-nist:MajorCasePrintSegmentOffset>
7      <ansi-nist:SegmentBottomVerticalCoordinateValue>126</ansi-nist:SegmentBottomVerticalCoordinateValue>
8      <ansi-nist:SegmentLocationCode>MED</ansi-nist:SegmentLocationCode>
9      <ansi-nist:SegmentFingerViewCode>FV1</ansi-nist:SegmentFingerViewCode>
10     <ansi-nist:SegmentLeftHorizontalCoordinateValue>115</ansi-nist:SegmentLeftHorizontalCoordinateValue>
11     <ansi-nist:SegmentRightHorizontalCoordinateValue>188</ansi-nist:SegmentRightHorizontalCoordinateValue>
12     <ansi-nist:SegmentTopVerticalCoordinateValue>92</ansi-nist:SegmentTopVerticalCoordinateValue>
13     </ansi-nist:MajorCasePrintSegmentOffset>
14 </ansi-nist:FingerprintImageMajorCasePrint>
15 <!-- =====fieldID="14.022" fieldMnemonic="NQM" == -->
16 <ansi-nist:FingerprintImageNISTQuality>
17     <ansi-nist:FingerPositionCode>8</ansi-nist:FingerPositionCode>
18     <ansi-nist:NISTQualityMeasure>1</ansi-nist:NISTQualityMeasure>
19 </ansi-nist:FingerprintImageNISTQuality>
20 <!-- =====fieldID="14.024" fieldMnemonic="FQM" == -->
21 <itl:FingerprintImageQuality>
22     <ansi-nist:FingerPositionCode>8</ansi-nist:FingerPositionCode>
23     <ansi-nist:QualityAlgorithmProductIdentification>
24         <nc:IdentificationID>28495</nc:IdentificationID>
25     </ansi-nist:QualityAlgorithmProductIdentification>
26     <ansi-nist:QualityAlgorithmVendorIdentification>
27         <nc:IdentificationID>FFF0</nc:IdentificationID>
28     </ansi-nist:QualityAlgorithmVendorIdentification>
29     <ansi-nist:QualityValue>100</ansi-nist:QualityValue>
30 </itl:FingerprintImageQuality>
31 </itl:FingerprintImage>
32 </itl:PackageImageRecord>
33
34 <!-- ===== -->
35 RECORD TYPE 15 Variable Resolution Palmprint Image
36 <!-- ===== -->
37 <itl:PackageImageRecord>

```

```
1 <ansi-nist:RecordCategoryCode>15</ansi-nist:RecordCategoryCode>
2 <!-- ===== fieldID="15.002" fieldMnemonic="IDC" == -->
3 <ansi-nist:ImageReferenceIdentification>
4 <nc:IdentificationID>13</nc:IdentificationID>
5 </ansi-nist:ImageReferenceIdentification>
6 <!-- ===== fieldID="15.200-998" fieldMnemonic="UDF" == -->
7 <itl:ExampleUserDefinedFields>
8 <!-- Well-formed XML goes here. Users may define a substitute element. -->
9 </itl:ExampleUserDefinedFields>
10 <itl:PalmprintImage>
11 <!-- =====fieldID="15.999" fieldMnemonic="DATA" == -->
12 <nc:BinaryBase64Object>mrHbPdrko3u1s7ahtgPBjtmO1s85tfG2U7bpofY9
13 4Czu2SbY7d7wF9fQ7ZptgGrkO2a2dsJ7wZbe 8BlzvAmQ7xq+Y94GoHeEsR3ikWd4DIGhzmp3k42
14 d4DRmzs94DKveDTB3hqw6PeBLrtpPep0H/+h</nc:BinaryBase64Object>
15 <!-- =====fieldID="15.012" fieldMnemonic="BPX" == -->
16 <ansi-nist:ImageBitsPerPixelQuantity>8</ansi-nist:ImageBitsPerPixelQuantity>
17 <ansi-nist:ImageCaptureDetail>
18 <!-- =====fieldID="15.005" fieldMnemonic="PCD" == -->
19 <ansi-nist:CaptureDate>
20 <nc:Date>1953-04-23</nc:Date>
21 </ansi-nist:CaptureDate>
22 <!-- =====fieldID="15.016" fieldMnemonic="SHPS" == -->
23 <ansi-nist:CaptureHorizontalPixelDensityValue>500</ansi-nist:CaptureHorizontalPixelDensityValue>
24 <!-- =====fieldID="15.004" fieldMnemonic="SRC" == -->
25 <ansi-nist:CaptureOrganization>
26 <nc:OrganizationIdentification>
27 <nc:IdentificationID>WI013415Y</nc:IdentificationID>
28 </nc:OrganizationIdentification>
29 <nc:OrganizationName>WI Crime Information Bureau</nc:OrganizationName>
30 </ansi-nist:CaptureOrganization>
31 <!-- =====fieldID="15.017" fieldMnemonic="SVPS" == -->
32 <ansi-nist:CaptureVerticalPixelDensityValue>500</ansi-nist:CaptureVerticalPixelDensityValue>
33 <!-- =====fieldID="15.030" fieldMnemonic="DMM" == -->
34 <ansi-nist:CaptureDeviceMonitoringModeCode>ASSISTED</ansi-nist:CaptureDeviceMonitoringModeCode>
35 </ansi-nist:ImageCaptureDetail>
36 <!-- =====fieldID="15.020" fieldMnemonic="COM" == -->
37 <ansi-nist:ImageCommentText>Comment</ansi-nist:ImageCommentText>
```

```

1      <!-- =====fieldID="15.011" fieldMnemonic="CGA" == -->
2      <ansi-nist:ImageCompressionAlgorithmText>JPEGB</ansi-nist:ImageCompressionAlgorithmText>
3      <!-- =====fieldID="15.006" fieldMnemonic="HLL" == -->
4      <ansi-nist:ImageHorizontalLineLengthPixelQuantity>80</ansi-nist:ImageHorizontalLineLengthPixelQuantity>
5      <!-- =====fieldID="15.009" fieldMnemonic="HPS" == -->
6      <ansi-nist:ImageHorizontalPixelDensityValue>1200</ansi-nist:ImageHorizontalPixelDensityValue>
7      <!-- =====fieldID="15.008" fieldMnemonic="SLC" == -->
8      <ansi-nist:ImageScaleUnitsCode>1</ansi-nist:ImageScaleUnitsCode>
9      <!-- =====fieldID="15.007" fieldMnemonic="VLL" == -->
10     <ansi-nist:ImageVerticalLineLengthPixelQuantity>65</ansi-nist:ImageVerticalLineLengthPixelQuantity>
11     <!-- =====fieldID="15.010" fieldMnemonic="VPS" == -->
12     <ansi-nist:ImageVerticalPixelDensityValue>1200</ansi-nist:ImageVerticalPixelDensityValue>
13     <!-- =====fieldID="15.003" fieldMnemonic="IMP" == -->
14     <ansi-nist:FingerprintImageImpressionCaptureCategoryCode>10</ansi-nist:FingerprintImageImpressionCaptureCategoryCode>
15     <!-- =====fieldID="15.013" fieldMnemonic="PLP" == -->
16     <ansi-nist:PalmPositionCode>28</ansi-nist:PalmPositionCode>
17     <!-- =====fieldID="15.024" fieldMnemonic="PQM" == -->
18     <itl:PalmprintImageQuality>
19         <ansi-nist:PalmPositionCode>28</ansi-nist:PalmPositionCode>
20         <ansi-nist:QualityAlgorithmProductIdentification>
21             <nc:IdentificationID>28495</nc:IdentificationID>
22         </ansi-nist:QualityAlgorithmProductIdentification>
23         <ansi-nist:QualityAlgorithmVendorIdentification>
24             <nc:IdentificationID>FFF0</nc:IdentificationID>
25         </ansi-nist:QualityAlgorithmVendorIdentification>
26         <ansi-nist:QualityValue>100</ansi-nist:QualityValue>
27     </itl:PalmprintImageQuality>
28 </itl:PalmprintImage>
29 </itl:PackageImageRecord>
30
31 <!-- =====>
32                                     RECORD TYPE 16  User Defined Testing Image
33 <!-- =====> -->
34 <itl:PackageImageRecord>
35     <ansi-nist:RecordCategoryCode>16</ansi-nist:RecordCategoryCode>
36     <!-- ===== fieldID="16.002" fieldMnemonic="IDC" == -->
37     <ansi-nist:ImageReferenceIdentification>

```

```
1      <nc:IdentificationID>14</nc:IdentificationID>
2    </ansi-nist:ImageReferenceIdentification>
3    <!-- ===== fieldID="16.200-998" fieldMnemonic="UDF" == -->
4    <itl:ExampleUserDefinedFields>
5      <!-- Well-formed XML goes here.  Users may define a substitute element. -->
6    </itl:ExampleUserDefinedFields>
7    <itl:TestImage>
8      <!-- =====fieldID="16.999" fieldMnemonic="DATA" == -->
9      <nc:BinaryBase64Object>mrHbPdrko3u1s7ahtgPBjtmO1s85tfG2U7bpofY9
10      4Czu2SbY7d7wF9fQ7ZptgGrkO2a2dsJ7wZbe 8BlzvAmQ7xq+Y94GoHeEsR3ikWd4DIGhzmp3k42
11      d4DRmzs94DKveDTB3hqw6PeBLrtpPep0H/+h</nc:BinaryBase64Object>
12      <!-- =====fieldID="16.003" fieldMnemonic="UDI" == -->
13      <nc:BinaryDescriptionText>Test Image</nc:BinaryDescriptionText>
14      <!-- =====fieldID="16.012" fieldMnemonic="BPX" == -->
15      <ansi-nist:ImageBitsPerPixelQuantity>8</ansi-nist:ImageBitsPerPixelQuantity>
16      <ansi-nist:ImageCaptureDetail>
17        <!-- =====fieldID="16.005" fieldMnemonic="UTD" == -->
18        <ansi-nist:CaptureDate>
19          <nc:Date>1953-04-23</nc:Date>
20        </ansi-nist:CaptureDate>
21        <!-- =====fieldID="16.016" fieldMnemonic="SHPS" == -->
22        <ansi-nist:CaptureHorizontalPixelDensityValue>500</ansi-nist:CaptureHorizontalPixelDensityValue>
23        <!-- =====fieldID="16.004" fieldMnemonic="SRC" == -->
24        <ansi-nist:CaptureOrganization>
25          <nc:OrganizationIdentification>
26            <nc:IdentificationID>WI013415Y</nc:IdentificationID>
27          </nc:OrganizationIdentification>
28          <nc:OrganizationName>WI Crime Information Bureau</nc:OrganizationName>
29        </ansi-nist:CaptureOrganization>
30        <!-- =====fieldID="16.017" fieldMnemonic="SVPS" == -->
31        <ansi-nist:CaptureVerticalPixelDensityValue>500</ansi-nist:CaptureVerticalPixelDensityValue>
32        <!-- =====fieldID="16.030" fieldMnemonic="DMM" == -->
33        <ansi-nist:CaptureDeviceMonitoringModeCode>ASSISTED</ansi-nist:CaptureDeviceMonitoringModeCode>
34      </ansi-nist:ImageCaptureDetail>
35      <!-- =====fieldID="16.013" fieldMnemonic="CSP" == -->
36      <ansi-nist:ImageColorSpaceCode>YCC</ansi-nist:ImageColorSpaceCode>
37      <!-- =====fieldID="16.020" fieldMnemonic="COM" == -->
```

```

1      <ansi-nist:ImageCommentText>Comment</ansi-nist:ImageCommentText>
2      <!-- =====fieldID="16.011" fieldMnemonic="CGA" == -->
3      <ansi-nist:ImageCompressionAlgorithmText>JPEGB</ansi-nist:ImageCompressionAlgorithmText>
4      <!-- =====fieldID="16.006" fieldMnemonic="HLL" == -->
5      <ansi-nist:ImageHorizontalLineLengthPixelQuantity>80</ansi-nist:ImageHorizontalLineLengthPixelQuantity>
6      <!-- =====fieldID="16.009" fieldMnemonic="HPS" == -->
7      <ansi-nist:ImageHorizontalPixelDensityValue>1200</ansi-nist:ImageHorizontalPixelDensityValue>
8      <!-- =====fieldID="16.024" fieldMnemonic="UQS" == -->
9      <ansi-nist:ImageQuality>
10     <ansi-nist:QualityAlgorithmProductIdentification>
11       <nc:IdentificationID>28495</nc:IdentificationID>
12     </ansi-nist:QualityAlgorithmProductIdentification>
13     <ansi-nist:QualityValue>100</ansi-nist:QualityValue>
14     <ansi-nist:QualityMeasureVendorIdentification>
15       <nc:IdentificationID>FFF0</nc:IdentificationID>
16     </ansi-nist:QualityMeasureVendorIdentification>
17   </ansi-nist:ImageQuality>
18   <!-- =====fieldID="16.008" fieldMnemonic="SLC" == -->
19   <ansi-nist:ImageScaleUnitsCode>1</ansi-nist:ImageScaleUnitsCode>
20   <!-- =====fieldID="16.007" fieldMnemonic="VLL" == -->
21   <ansi-nist:ImageVerticalLineLengthPixelQuantity>65</ansi-nist:ImageVerticalLineLengthPixelQuantity>
22   <!-- =====fieldID="16.010" fieldMnemonic="VPS" == -->
23   <ansi-nist:ImageVerticalPixelDensityValue>1200</ansi-nist:ImageVerticalPixelDensityValue>
24
25 </itl:PackageImageRecord>
26
27 <!-- ===== -->
28 RECORD TYPE 17  Iris Image
29 <!-- ===== -->
30 <itl:PackageImageRecord>
31   <ansi-nist:RecordCategoryCode>17</ansi-nist:RecordCategoryCode>
32   <!-- ===== fieldID="17.002" fieldMnemonic="IDC" == -->
33   <ansi-nist:ImageReferenceIdentification>
34     <nc:IdentificationID>15</nc:IdentificationID>
35   </ansi-nist:ImageReferenceIdentification>
36   <!-- ===== fieldID="17.200-998" fieldMnemonic="UDF" == -->
37   <itl:ExampleUserDefinedFields>

```

```
1      <!-- Well-formed XML goes here.  Users may define a substitute element. -->
2  </itl:ExampleUserDefinedFields>
3  <itl:IrisImage>
4      <!-- =====fieldID="17.999" fieldMnemonic="DATA" == -->
5      <nc:BinaryBase64Object>mrHbPdrko3u1s7ahtgPBjtmO1s85tfG2U7bpofY9
6          4Czu2SbY7d7wF9fQ7ZptgGrtkO2a2dsJ7wZbe 8BlzvAmQ7xq+Y94GoHeEsR3ikWd4DIGhzmp3k42
7          d4DRmzs94DKveDTB3hqw6PeBLrtpPep0H/+h</nc:BinaryBase64Object>
8      <!-- =====fieldID="17.012" fieldMnemonic="BPX" == -->
9      <ansi-nist:ImageBitsPerPixelQuantity>8</ansi-nist:ImageBitsPerPixelQuantity>
10     <ansi-nist:ImageCaptureDetail>
11         <!-- =====fieldID="17.005" fieldMnemonic="ICD" == -->
12         <ansi-nist:CaptureDate>
13             <nc:Date>1953-04-23</nc:Date>
14         </ansi-nist:CaptureDate>
15         <!-- =====fieldID="17.022" fieldMnemonic="SHPS" == -->
16         <ansi-nist:CaptureHorizontalPixelDensityValue>500</ansi-nist:CaptureHorizontalPixelDensityValue>
17         <!-- =====fieldID="17.004" fieldMnemonic="SRC" == -->
18         <ansi-nist:CaptureOrganization>
19             <nc:OrganizationIdentification>
20                 <nc:IdentificationID>WI013415Y</nc:IdentificationID>
21             </nc:OrganizationIdentification>
22             <nc:OrganizationName>WI Crime Information Bureau</nc:OrganizationName>
23         </ansi-nist:CaptureOrganization>
24         <!-- =====fieldID="17.023" fieldMnemonic="SVPS" == -->
25         <ansi-nist:CaptureVerticalPixelDensityValue>500</ansi-nist:CaptureVerticalPixelDensityValue>
26         <!-- =====fieldID="17.030" fieldMnemonic="DMM" == -->
27         <ansi-nist:CaptureDeviceMonitoringModeCode>ASSISTED</ansi-nist:CaptureDeviceMonitoringModeCode>
28     </ansi-nist:ImageCaptureDetail>
29     <!-- =====fieldID="17.013" fieldMnemonic="CSP" == -->
30     <ansi-nist:ImageColorSpaceCode>YCC</ansi-nist:ImageColorSpaceCode>
31     <!-- =====fieldID="17.021" fieldMnemonic="COM" == -->
32     <ansi-nist:ImageCommentText>Comment</ansi-nist:ImageCommentText>
33     <!-- =====fieldID="17.011" fieldMnemonic="CGA" == -->
34     <ansi-nist:ImageCompressionAlgorithmText>JPEGB</ansi-nist:ImageCompressionAlgorithmText>
35     <!-- =====fieldID="17.006" fieldMnemonic="HLL" == -->
36     <ansi-nist:ImageHorizontalLineLengthPixelQuantity>80</ansi-nist:ImageHorizontalLineLengthPixelQuantity>
37     <!-- =====fieldID="17.009" fieldMnemonic="HPS" == -->
```

```
1 <ansi-nist:ImageHorizontalPixelDensityValue>1200</ansi-nist:ImageHorizontalPixelDensityValue>
2 <!-- =====fieldID="17.024" fieldMnemonic="IQS" == -->
3 <ansi-nist:ImageQuality>
4   <ansi-nist:QualityAlgorithmProductIdentification>
5     <nc:IdentificationID>28495</nc:IdentificationID>
6   </ansi-nist:QualityAlgorithmProductIdentification>
7   <ansi-nist:QualityValue>100</ansi-nist:QualityValue>
8   <ansi-nist:QualityMeasureVendorIdentification>
9     <nc:IdentificationID>FFF0</nc:IdentificationID>
10  </ansi-nist:QualityMeasureVendorIdentification>
11 </ansi-nist:ImageQuality>
12 <!-- =====fieldID="17.008" fieldMnemonic="SLC" == -->
13 <ansi-nist:ImageScaleUnitsCode>1</ansi-nist:ImageScaleUnitsCode>
14 <!-- =====fieldID="17.007" fieldMnemonic="VLL" == -->
15 <ansi-nist:ImageVerticalLineLengthPixelQuantity>65</ansi-nist:ImageVerticalLineLengthPixelQuantity>
16 <!-- =====fieldID="17.010" fieldMnemonic="VPS" == -->
17 <ansi-nist:ImageVerticalPixelDensityValue>1200</ansi-nist:ImageVerticalPixelDensityValue>
18 <!-- =====fieldID="17.003" fieldMnemonic="FID" == -->
19 <ansi-nist:IrisEyePositionCode>2</ansi-nist:IrisEyePositionCode>
20 <!-- =====fieldID="17.014" fieldMnemonic="RAE" == -->
21 <ansi-nist:IrisEyeRotationAngleMeasure>8192</ansi-nist:IrisEyeRotationAngleMeasure>
22 <!-- =====fieldID="17.015" fieldMnemonic="RAU" == -->
23 <ansi-nist:IrisEyeRotationUncertaintyValueText>FFFF</ansi-nist:IrisEyeRotationUncertaintyValueText>
24 <ansi-nist:IrisImageCapture>
25   <!-- =====fieldID="17.018" fieldMnemonic="GUI" == -->
26   <ansi-nist:CaptureDeviceGlobalIdentification>
27     <nc:IdentificationID>A2849B293059C200</nc:IdentificationID>
28   </ansi-nist:CaptureDeviceGlobalIdentification>
29   <!-- =====fieldID="17.017" fieldMnemonic="DUI" == -->
30   <ansi-nist:CaptureDeviceIdentification>
31     <nc:IdentificationID>P270NEIS67830000</nc:IdentificationID>
32   </ansi-nist:CaptureDeviceIdentification>
33   <!-- =====fieldID="17.019" fieldMnemonic="MMS" == -->
34   <ansi-nist:CaptureDeviceMakeText>RGT88</ansi-nist:CaptureDeviceMakeText>
35   <ansi-nist:CaptureDeviceModelText>PEARL</ansi-nist:CaptureDeviceModelText>
36   <ansi-nist:CaptureDeviceSerialNumberText>2838590029395784-4</ansi-nist:CaptureDeviceSerialNumberText>
37   <!-- =====fieldID="17.016" fieldMnemonic="IPC" == -->
```

```

1      <ansi-nist:IrisImageHorizontalOrientationCode>2</ansi-nist:IrisImageHorizontalOrientationCode>
2      <ansi-nist:IrisImageScanCategoryCode>3</ansi-nist:IrisImageScanCategoryCode>
3      <ansi-nist:IrisImageVerticalOrientationCode>1</ansi-nist:IrisImageVerticalOrientationCode>
4      </ansi-nist:IrisImageCapture>
5      <!-- =====fieldID="17.020" fieldMnemonic="ECL" == -->
6      <ansi-nist:IrisEyeColorAttributeCode>MUL</ansi-nist:IrisEyeColorAttributeCode>
7      <!-- =====fieldID="17.025" fieldMnemonic="ALS" == -->
8      <ansi-nist:IrisImageAcquisitionLightingSpectrumValue>VIS</ansi-nist:IrisImageAcquisitionLightingSpectrumValue>
9      <!-- =====fieldID="17.026" fieldMnemonic="IRD" == -->
10     <itl:IrisDiameterPixelQuantity>304</itl:IrisDiameterPixelQuantity>
11     </itl:IrisImage>
12     </itl:PackageImageRecord>
13
14     <!-- ===== -->
15     <!--
16     <!-- ===== RECORD TYPE 99 CBEFF Data ===== -->
17     <itl:PackageImageRecord>
18     <ansi-nist:RecordCategoryCode>99</ansi-nist:RecordCategoryCode>
19     <!-- ===== fieldID="99.002" fieldMnemonic="IDC" == -->
20     <ansi-nist:ImageReferenceIdentification>
21     <nc:IdentificationID>16</nc:IdentificationID>
22     </ansi-nist:ImageReferenceIdentification>
23     <!-- ===== fieldID="99.200-998" fieldMnemonic="UDF" == -->
24     <itl:ExampleUserDefinedFields>
25     <!-- Well-formed XML goes here. Users may define a substitute element. -->
26     </itl:ExampleUserDefinedFields>
27     <ansi-nist:CBEFFImage>
28     <!-- =====fieldID="99.999" fieldMnemonic="BDB" == -->
29     <nc:BinaryBase64Object>mrHbPdrko3u1s7ahtgPBjtmO1s85tfG2U7bpofY9
30     4Czu2SbY7d7wF9fQ7ZptgGrtkO2a2dsJ7wZbe 8BlzvAmQ7xq+Y94GoHeEsR3ikWd4DIGhzmp3k42
31     d4DRmzs94DKveDTB3hqw6PeBLrtpPep0H/+h</nc:BinaryBase64Object>
32     <ansi-nist:ImageCaptureDetail>
33     <!-- =====fieldID="99.005" fieldMnemonic="BCD" == -->
34     <ansi-nist:CaptureDate>
35     <nc:DateTime>2005-11-05T05:25:00Z</nc:DateTime>
36     </ansi-nist:CaptureDate>
37     <!-- =====fieldID="99.004" fieldMnemonic="SRC" == -->

```



```
1      <ansi-nist:CaptureOrganization>
2      <nc:OrganizationIdentification>
3      <nc:IdentificationID>WI013415Y</nc:IdentificationID>
4      </nc:OrganizationIdentification>
5      <nc:OrganizationName>WI Crime Information Bureau</nc:OrganizationName>
6      </ansi-nist:CaptureOrganization>
7  </ansi-nist:ImageCaptureDetail>
8  <!-- =====fieldID="99.102" fieldMnemonic="BDQ" == -->
9  <ansi-nist:ImageQuality>
10     <ansi-nist:QualityAlgorithmProductIdentification>
11     <nc:IdentificationID>28495</nc:IdentificationID>
12     </ansi-nist:QualityAlgorithmProductIdentification>
13     <ansi-nist:QualityValue>49</ansi-nist:QualityValue>
14     <ansi-nist:QualityMeasureVendorIdentification>
15     <nc:IdentificationID>FFF0</nc:IdentificationID>
16     </ansi-nist:QualityMeasureVendorIdentification>
17     </ansi-nist:ImageQuality>
18     <!-- =====fieldID="99.103" fieldMnemonic="BFO" == -->
19     <ansi-nist:CBEFFFormatOwnerIdentification>
20     <nc:IdentificationID>001B</nc:IdentificationID>
21     </ansi-nist:CBEFFFormatOwnerIdentification>
22     <!-- =====fieldID="99.104" fieldMnemonic="BFT" == -->
23     <ansi-nist:CBEFFFormatCategoryIdentification>
24     <nc:IdentificationID>000A</nc:IdentificationID>
25     </ansi-nist:CBEFFFormatCategoryIdentification>
26     <!-- =====fieldID="99.100" fieldMnemonic="HDV" == -->
27     <ansi-nist:CBEFFVersionIdentification>
28     <nc:IdentificationID>0101</nc:IdentificationID>
29     </ansi-nist:CBEFFVersionIdentification>
30     <!-- =====fieldID="99.101" fieldMnemonic="BTY" == -->
31     <ansi-nist:CBEFFCategoryCode>200</ansi-nist:CBEFFCategoryCode>
32     </ansi-nist:CBEFFImage>
33 </itl:PackageImageRecord>
34 </itl:NISTBiometricInformationExchangePackage>
```

Annex G INCITS / M1 378 Minutiae Format (Informative)

Minutia placement and type

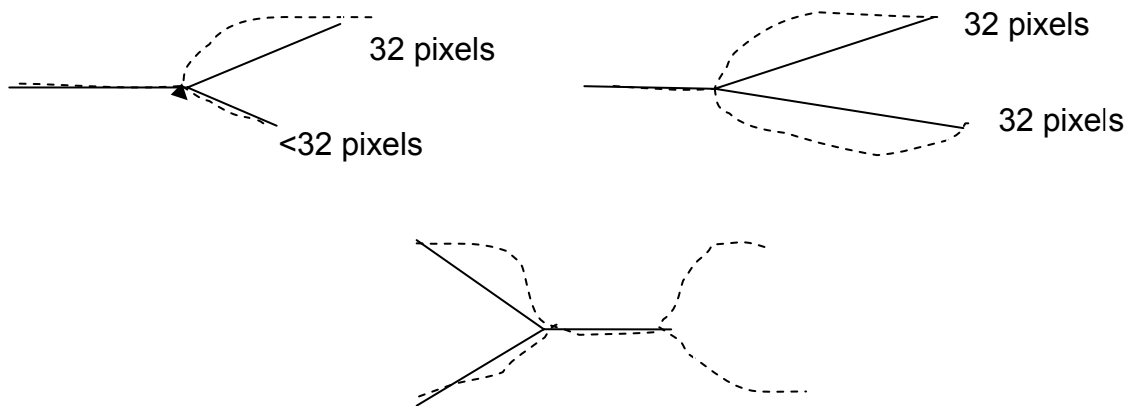
For templates to be conformant with Section 5 of the ANSI INCITS 378-2004 standard, the following method, which enhances the current INCITS 378-2004 standard, shall be used for determining placement (location and angular direction) of individual minutiae.

The position or location of a minutia representing a ridge ending shall be the point of forking of the medial skeleton of the valley area immediately in front of the ridge ending. If the three legs of the valley area were thinned down to a single-pixel-wide skeleton, the point of the intersection is the location of the minutia. Similarly, the location of the minutia for a bifurcation shall be the point of forking of the medial skeleton of the ridge. If the three legs of the ridge were each thinned down to a single-pixel-wide skeleton, the point where the three legs intersect is the location of the minutia.

After all ridge endings have been converted to bifurcations, all of the minutiae of the fingerprint image are represented as bifurcations. The X and Y pixel coordinates of the intersection of the three legs of each minutia can be directly formatted. Determination of the minutia direction can be extracted from each skeleton bifurcation. The three legs of every skeleton bifurcation must be examined and the endpoint of each leg determined. Figure G1 illustrates the three methods used for determining the end of a leg that is based on a scanning resolution of 500 ppi. The ending is established according to the event that occurs first. The pixel count is based on a scan resolution of 500 ppi. Different scan resolutions would imply different pixel counts.

- A distance of .064" (the 32nd pixel)
- The end of skeleton leg that occurs between a distance of .02" and .064" (the 10th through the 32nd pixels); shorter legs are not used
- A second bifurcation is encountered within a distance of .064" (before the 32nd pixel)

Figure G1 Minutiae angle components



The angle of the minutiae is determined by constructing three virtual rays originating at the bifurcation point and extending to the end of each leg. The smallest of the three angles formed by the rays is bisected to indicate the minutiae direction.

1

2 Coordinate system

3 The coordinate system used to express the minutiae of a fingerprint shall be a Cartesian coordinate system. Minutiae
4 locations shall be represented by their *x* and *y* coordinates. The origin of the coordinate system shall be the upper left
5 corner of the original image with *x* increasing to the right and *y* increasing downward. Both *x* and *y* coordinates of a
6 minutiae shall be represented in pixel units from the origin. It should be noted that the location of the origin and units of
7 measure is not in agreement with the convention used in the “standard format” definitions of Section 214.1.

8 Minutiae direction

9 Angles are expressed in standard mathematical format, with zero degrees to the right and angles increasing in the
10 counterclockwise direction. Recorded angles are in the direction pointing back along the ridge for a ridge ending and
11 toward the center of the valley for a bifurcation. This convention is 180 degrees opposite of the angle convention
12 described in the “standard format” definitions of Section 214.1.4.

13 XML elements for Type-9 logical record INCITS-378 Format

14 For purposes of this standard, no proprietary information shall be contained in any of the information and data specified by
15 the M1-378 block of information items. Therefore, the following descriptions are presented for each of the elements in this
16 Type-9 block. All elements of the Type-9 records shall be recorded as ASCII text. No binary content is permissible in this
17 record.

18 The first four elements of the Type-9 record are mandatory and retain the same meaning as described in Sections 214.2.2
19 through 214.2.5. The description of those elements is not repeated here. In the Part-2 XML version of the Type-9 record,
20 a minutiae representation other than the NIST “standard format” is implemented as substitution element for the abstract
21 element <itl:RecordMinutiae>. This Annex defines a substitution element.

22

23

Table G201 Type-9 INCITS-378 minutiae representation

Part 1 Ident	Cond code	Part 1 Field Number	Part 2 XML Element Name	IMG	Occur count	
					min	Max
			<incits:Minutiae> CONCRETE SUBSTITUTE FOR <itl:RecordMinutiae>		1	1
	M	9.126	<ansi-nist:CBEFFFormatOwnerIdentification>		1	1
	M		<ansi-nist:CBEFFFormatCategoryIdentification>		1	1
	M		<incits:CBEFFProductIdentification>		1	1
	M	9.127	<incits:FingerprintImageCapture>		1	1
	M		<incits:CaptureDeviceCertificationText:>		1	1
	M		<incits:CaptureDeviceIdentification:>		1	1
	M		< ansi-nist:NISTImage>		1	1
HLL	M	9.128	<ansi-nist:ImageHorizontalLineLengthPixelQuantity>		1	1

Part 1 Ident	Cond code	Part 1 Field Number	Part 2 XML Element Name	IMG	Occur count	
					min	Max
HPS	M	9.131	<ansi-nist:ImageHorizontalPixelDensityValue>		1	1
SLC	M	9.130	<ansi-nist:ImageScaleUnitsCode>		1	1
VLL	M	9.129	<ansi-nist:VerticalLineLengthPixelQuantity>		1	1
VPS	M	9.132	<ansi-nist:ImageVerticalPixelDensityValue>		1	1
	M	9.133	<incits:FingerViewCode>		1	1
	*M	9.134	<ansi-nist:FingerPositionCode>	FIN	1	Unlim
	*M		<ansi-nist:PalmPositionCode>	PAL	1	Unlim
	M	9.135	<incits:MinutiaeQuality>		1	1
	M		<ansi-nist:QualityAlgorithmProductIdentification>		1	1
	M		<ansi-nist:QualityValue>		1	1
	M		<ansi-nist:QualityMeasureVendorIdentification>		1	1
	M	9.136	<ansi-nist:MinutiaeQuantity>		1	1
	M	9.137	<itl:MinutiaDetail>		1	Unlim
	M		<ansi-nist:PositionHorizontalCoordinateValue>		1	1
	M		<ansi-nist:PositionVerticalCoordinateValue>		1	1
	M		<ansi-nist:MinutiaIdentification>		1	1
	M		<ansi-nist:PositionThetaAngleMeasure>		1	1
	M		<ansi-nist:MinutiaQualityValue>		1	1
	M		<incits:MinutiaCategoryCode>		1	1
	O	9.138	<incits:RidgeCountExtractionMethodCode>		0	1
	O		<incits:RidgeCountDetail>		0	Unlim
	M		<ansi-nist:MinutiaIdentification>		1	1
	M		<ansi-nist:RidgeCountReferenceIdentification>		1	1
	M		<ansi-nist:RidgeCountValue>		1	1
	O	9.139	<incits:MinutiaeFingerCorePosition>		0	Unlim
	M		<ansi-nistPositionHorizontalCoordinateValue>		1	1
	M		<ansi-nistPositionVerticalCoordinateValue>		1	1
	M		<ansi-nistPositionThetaAngleMeasure>		1	1
	O	9.139	<incits:MinutiaeFingerDeltaPosition>		0	Unlim
	M		<ansi-nistPositionHorizontalCoordinateValue>		1	1
	M		<ansi-nistPositionVerticalCoordinateValue>		1	1

Part 1 Ident	Cond code	Part 1 Field Number	Part 2 XML Element Name	IMG	Occur count	
					min	Max
	<i>M</i>		<code><ansi-nistPositionThetaAngleMeasure></code>		1	1

In the subsections that follow, text in bold between opening and closing tags is informative and only included for illustrative purposes, unless otherwise specifically stated (as it is for `<ansi-nist:CBEFFFormatOwnerIdentification>` for example).

224.1.1 Element `<incits:Minutiae>`

Complex element `<itl:RecordMinutiae>` is abstract, and as such is unusable by itself. This Annex defines a specific, concrete substitution element named `<incits:Minutiae>`.

This substitution element may be defined in an extension schema similar to this, using "incits:" as the namespace.

```

<xsd:element name="Minutiae"
  substitutionGroup="itl:RecordMinutiae"
  type="incits:MinutiaeType"/>

<xsd:complexType name="MinutiaeType">
  <xsd:complexContent>
    <xsd:extension base="s:ComplexObjectType">
      <xsd:sequence>
        [ Content defined in schema for this Annex ]
      </xsd:sequence>
    </xsd:extension>
  </xsd:complexContent>
</xsd:complexType>

```

The element would then appear in an instance document like this:

```

<incits:Minutiae>
  [ Content defined in instance example for this Annex ]
</incits:Minutiae>

```

The complex element `<incits:Minutiae>` has been defined as a concrete substitution for the abstract element `<itl:RecordMinutiae>`. It contains the INCITS/M1 378 Minutiae Format content for representation of minutiae. All of the elements in this format are nested within, as described in the subsections below.

```

<incits:Minutiae>
  [... INCITS/M1 378 minutiae elements ...]

```

1 </incits:Minutiae>

2 Element <ansi-nist:CBEFFFormatOwnerIdentification>

3 Cross reference: Part-1 Annex G Field 9.126: CBEFF information, owner item

4 This mandatory element shall contain the value "27". This is the identification of the CBEFF Format Owner assigned by
5 the International Biometric Industry Association (IBIA) to INCITS Technical Committee M1.

6 Complex element <ansi-nist:CBEFFFormatOwnerIdentification> shall have the simple element <nc:IdentificationID>,
7 which will contain the four hex digits assigned by IBIA represented by a string of four ASCII characters.

8
9 <ansi-nist:CBEFFFormatOwnerIdentification>
10 <nc:IdentificationID>**FFF0**</nc:IdentificationID>
11 </ansi-nist:CBEFFFormatOwnerIdentification>

12 Element <ansi-nist:CBEFFFormatCategoryIdentification>

13 Cross reference: Part-1 Annex G Field 9.126: CBEFF information, type item

14 This mandatory element shall contain the CBEFF Format Type that is assigned a value of "513" to indicate that this record
15 contains only location and angular direction data without any Extended Data Block information. A value of "514" indicates
16 the presence of extended data.

17 Complex element <ansi-nist:CBEFFFormatCategoryIdentification> shall have the simple element <nc:IdentificationID>,
18 which will contain the required value.

19 <ansi-nist:CBEFFFormatCategoryIdentification>
20 <nc:IdentificationID>**513**</nc:IdentificationID>
21 </ansi-nist:CBEFFFormatCategoryIdentification>

22 Element <incits:CBEFFProductIdentification>

23 Cross reference: Part-1 Annex G Field 9.126: CBEFF information, product item

24 This mandatory element shall contain the CBEFF Product Identifier (PID) that identifies the "owner" of the encoding
25 equipment. The vendor establishes this value. It can be obtained from the IBIA website (www.ibia.org) if it is posted.

26 Complex element <incits:CBEFFProductIdentification> shall have the simple element <nc:IdentificationID>, which will
27 contain the required value.

28 <incits:CBEFFProductIdentification>
29 <nc:IdentificationID>**RG88**</nc:IdentificationID>
30 </incits:CBEFFProductIdentification>

31 Element <incits:FingerprintImageCapture>

32 Cross reference: Part-1 Annex G Field 9.127: Capture equipment identification

33 This mandatory element shall contain two child elements.

1 The child element <incits:CaptureDeviceCertificationText> shall contain "APPF" if the equipment used originally to
2 acquire the image was certified to conform with Appendix F (IAFIS Image Quality Specification, January 29, 1999) of
3 CJIS-RS-0010, the Federal Bureau of Investigation's Electronic Fingerprint Transmission Specification. If the equipment
4 did not conform it will contain the value of "NONE".

5 The child element <ansi-nist:CaptureDeviceIdentification> shall contain the Capture Equipment ID which is a vendor-
6 assigned product number of the capture equipment. A value of "0" indicates that the capture equipment ID is unreported.
7 Complex element <ansi-nist:CaptureDeviceIdentification> shall have the simple element <nc:IdentificationID>, which will
8 contain the required value.

```
9  
10  
11  
12  
13  
14  
15 <incits:FingerprintImageCapture>  
16     <incits:CaptureDeviceCertificationText>APPF  
17     </incits:CaptureDeviceCertificationText>  
18     <incits:CaptureDeviceIdentification>  
19         <nc:IdentificationID>SCANR88</nc:IdentificationID>  
20     </incits:CaptureDeviceIdentification>  
21 </incits:FingerprintImageCapture>  
22
```

23 Element <ansi-nist:NISTImage>

24 This mandatory element shall contain five mandatory child elements.

25 Cross reference: Part-1 Annex G Field 9.128: Horizontal line length (HLL)

26 The mandatory child element <ansi-nist:ImageHorizontalLineLengthPixelQuantity> shall contain the number of pixels
27 contained on a single horizontal line of the transmitted image. The maximum horizontal size is limited to 65,534 pixels.

28 Cross reference: Part-1 Annex G Field 9.131: Horizontal pixel scale (HPS)

29 The mandatory child element <ansi-nist:ImageHorizontalPixelDensityValue> shall specify the integer pixel density used in
30 the horizontal direction providing the <ansi-nist:ImageScaleUnitsCode> (SLC) element contains a "1" or a "2". Otherwise,
31 it indicates the horizontal component of the pixel aspect ratio.

32 Cross reference: Part-1 Annex G Field 9.130: Scale units (SLC)

33 The mandatory child element <ansi-nist:ImageScaleUnitsCode> shall specify the units used to describe the image
34 sampling frequency (pixel density). A "1" in this element indicates pixels per inch, or a "2" indicates pixels per centimeter.
35 A "0" in this element indicates no scale is given. For this case, the quotient of HPS/VPS gives the pixel aspect ratio.

36 Cross reference: Part-1 Annex G Field 9.129: Vertical line length (VLL)

37 The mandatory child element <ansi-nist:ImageVerticalLineLengthPixelQuantity> shall contain the number of horizontal
38 lines contained in the transmitted image. The maximum vertical size is limited to 65,534 pixels.

39 Cross reference: Part-1 Annex G Field 9.132: Vertical pixel scale (VPS)

1 The mandatory child element `<ansi-nist:ImageVerticalPixelDensityValue>` shall specify the integer pixel density used in
2 the vertical direction providing the `<ansi-nist:ImageScaleUnitsCode>` (SLC) element contains a "1" or a "2". Otherwise, it
3 indicates the vertical component of the pixel aspect ratio.

```
4     <ansi-nist:NISTImage>  
5         <ansi-nist:ImageHorizontalLineLengthPixelQuantity>80  
6             </ansi-nist:ImageHorizontalLineLengthPixelQuantity>  
7         <ansi-nist:CaptureHorizontalPixelDensityValue>1200  
8             </ansi-nist:CaptureHorizontalPixelDensityValue>  
9         <ansi-nist:ImageScaleUnitsCode>1</ansi-nist:ImageScaleUnitsCode>  
10        <ansi-nist:ImageVerticalLineLengthPixelQuantity>65  
11            </ansi-nist:ImageVerticalLineLengthPixelQuantity>  
12        <ansi-nist:ImageVerticalPixelDensityValue>1200  
13            </ansi-nist:ImageVerticalPixelDensityValue>  
14    </ansi-nist:NISTImage>
```

15 Element `<incits:FingerViewCode>`

16 Cross reference: Part-1 Annex G Field 9.133: Finger view

17 This mandatory element contains the view number of the finger associated with this record's data. The view number
18 begins with "0" and increments by one to "15".

```
19     <incits:FingerViewCode>12</incits:FingerViewCode>
```

20 Element `<ansi-nist:FingerPositionCode>` or `<ansi-nist:PalmPositionCode>`

21 Cross reference: Part-1 Annex G Field 9.134: Finger position

22 This mandatory element shall contain the code designating the finger position that produced the information in this Type-9
23 record. A code between 1 and 10 taken from Table 212 shall be used to indicate the finger position.

```
24     <ansi-nist:FingerPositionCode>12</ansi-nist:FingerPositionCode>
```

25 Element `<incits:MinutiaeQuality>`

26 Cross reference: Part-1 Annex G Field 9.135: Finger quality

27 This mandatory complex element shall contain the quality of the overall finger minutiae data in three child elements. They
28 identify a quality score and the algorithm used to create the quality score. This information is useful to enable the recipient
29 of the quality score to differentiate between quality scores generated by different algorithms and adjust for any differences
30 in processing or analysis as necessary.

31 The child element `<ansi-nist:QualityAlgorithmProductIdentification>` shall contain a numeric product code assigned by the
32 vendor of the quality algorithm, which may be registered with the IBIA, but it is not required to be registered. It indicates
33 which of the vendor's algorithms was used in the calculation of the quality score. This element contains the ASCII
34 representation of the integer product code and should be within the range 1 to 65535. Complex element `<ansi-`
35 `nist:QualityAlgorithmProductIdentification>` shall have the simple element `<nc:IdentificationID>`, which will contain the
36 identification datum.

37 The child element `<ansi-nist:QualityValue>` shall contain a quantitative expression of the predicted matching performance
38 of the biometric sample. This item contains the ASCII representation of the integer image quality score between 0 and
39 100 assigned to the image data by a quality algorithm. Higher values indicate better quality. An entry of "255" shall

1 indicate a failed attempt to calculate a quality score. An entry of "254" shall indicate that no attempt to calculate a quality
 2 score was made. The use of additional values to convey other information should be harmonized with ISO/IEC 19794
 3 standards.

4 The child element <ansi-nist:QualityMeasureVendorIdentification> shall contain the ID of the vendor of the quality
 5 algorithm used to calculate the quality score. This 4-digit hex value is assigned by IBIA and expressed as four ASCII
 6 characters. The IBIA shall maintain the Vendor Registry of CBEFF Biometric Organizations that will map the value in this
 7 element to a registered organization. Complex element <ansi-nist:QualityMeasureVendorIdentification> shall have the
 8 simple element <nc:IdentificationID>, which will contain the identification datum.

```

  9
 10
 11
 12
 13
 14
 15
 16
 17
 18 <incits:MinutiaeQuality>
 19     <ansi-nist:QualityAlgorithmProductIdentification>
 20         <nc:IdentificationID>28488</nc:IdentificationID>
 21     </ansi-nist:QualityAlgorithmProductIdentification>
 22     <ansi-nist:QualityValue>100
 23     </ansi-nist:QualityValue>
 24     <ansi-nist:QualityMeasureVendorIdentification>
 25         <nc:IdentificationID>FFF0</nc:IdentificationID>
 26     </ansi-nist:QualityMeasureVendorIdentification>
 27 </incits:MinutiaeQuality>
  
```

28 Element <ansi-nist:MinutiaeQuantity>

29 Cross reference: Part-1 Annex G Field 9.136: Number of minutiae

30 The mandatory element shall contain a count of the number of minutiae recorded in this logical record.

```

 31 <ansi-nist:MinutiaeQuantity>4</ansi-nist:MinutiaeQuantity>
  
```

32 Element <itl:MinutiaDetail>

33 Cross reference: Part-1 Annex G Field 9.137: Finger minutiae data

34 This mandatory complex element has six child elements, each containing the details for a single minutiae. This complex
 35 element shall occur in its entirety multiple times. The total number of occurrences of <itl:MinutiaDetail> must agree with
 36 the count found in <ansi-nist:MinutiaeQuantity> (field 136).

37 The child element <ansi-nist:PositionHorizontalCoordinateValue> shall contain the 'x' coordinate of the minutia in pixel
 38 units.

39 The child element <ansi-nist:PositionVerticalCoordinateValue> shall contain the 'y' coordinate of the minutia in pixel units.

1 The child element <ansi-nist:MinutiaIdentification> shall contain the minutiae index number, which shall be initialized to "1"
 2 and incremented by "1" for each additional minutia in the fingerprint. Complex element <ansi-nist:MinutiaIdentification>
 3 shall have the simple element <nc:IdentificationID>, which will contain the identification datum.

4 The child element <ansi-nist:PositionThetaAngleMeasure> shall contain the minutiae angle recorded in units of two
 5 degrees. This value shall be nonnegative between 0 and 179.

6 The child element <incits:MinutiaQualityValue> shall contain the quality of each minutiae. This value shall range from 1
 7 as a minimum to 100 as a maximum. A value of "0" indicates that no quality value is available.

8 The child element <incits:MinutiaCategoryCode> shall contain the minutiae type. A value of "0" is used to represent a
 9 minutiae of type "OTHER", a value of "1" for a ridge ending and a value of "2" for a ridge bifurcation.

```

10 <itl:MinutiaDetail>
11 <ansi-nist:PositionHorizontalCoordinateValue>0486
12 </ansi-nist:PositionHorizontalCoordinateValue>
13 <ansi-nist:PositionVerticalCoordinateValue>2839
14 </ansi-nist:PositionVerticalCoordinateValue>
15 <ansi-nist:MinutiaIdentification>
16 <nc:IdentificationID>00</nc:IdentificationID>
17 </ansi-nist:MinutiaIdentification>
18 <ansi-nist:PositionThetaAngleMeasure>048
19 </ansi-nist:PositionThetaAngleMeasure>
20 <ansi-nist:MinutiaQualityValue>100
21 </ansi-nist:MinutiaQualityValue>
22 <incits:MinutiaCategoryCode>2
23 </incits:MinutiaCategoryCode>
24 </itl:MinutiaDetail>

```

25 Element <incits:RidgeCountExtractionMethodCode>

26 Cross reference: Part-1 Annex G Field 9.138: Ridge count information, first information item

27 This element shall indicate the ridge count extraction method. A "0" indicates that no assumption shall be made about the
 28 method used to extract ridge counts, nor their order in the record. A "1" indicates that for each center minutiae, ridge
 29 count data was extracted to the nearest neighboring minutiae in four quadrants, and ridge counts for each center minutia
 30 are listed together. A "2" indicates that for each center minutiae, ridge count data was extracted to the nearest
 31 neighboring minutiae in eight octants, and ridge counts for each center minutia are listed together.

```

32
33 <incits:RidgeCountExtractionMethodCode>1
34 </incits:RidgeCountExtractionMethodCode>

```

35 Element <incits:RidgeCountDetail>

36 Cross reference: Part-1 Annex G Field 9.138: Ridge count information

37 This complex element shall consist of three child elements. The complex element <incits:RidgeCountDetail> shall have
 38 multiple occurrences, one for each ridge count value reported.

39 The child element <ansi-nist:MinutiaIdentification> will contain the center minutiae index number. Complex element
 40 <ansi-nist:MinutiaIdentification> shall have the simple element <nc:IdentificationID>, which will contain the identification
 41 datum.

1 The child element `<ansi-nist:RidgeCountReferenceIdentification>` will contain the neighboring minutiae index number.
2 Complex element `<ansi-nist:RidgeCountReferenceIdentification>` shall have the simple element `<nc:IdentificationID>`,
3 which will contain the identification datum.

4 The child element `<ansi-nist:RidgeCountValue>` will contain the number of ridges crossed.

```
5 <incits:RidgeCountDetail>
6   <ansi-nist:MinutiaIdentification>
7     <nc:IdentificationID>1</nc:IdentificationID>
8   </ansi-nist:MinutiaIdentification>
9   <ansi-nist:RidgeCountReferenceIdentification>
10     <nc:IdentificationID>2</nc:IdentificationID>
11   </ansi-nist:RidgeCountReferenceIdentification>
12   <ansi-nist:RidgeCountValue>6
13   </ansi-nist:RidgeCountValue>
14 </incits:RidgeCountDetail>
```

15 Element `<incits:MinutiaeFingerCorePosition>`

16 Cross reference: Part-1 Annex G Field 9.139: Core information

17 This element may have multiple occurrences, one for each core present in the original image. This element shall have
18 three child elements.

19 The child element `<ansi-nist:PositionHorizontalCoordinateValue>` contains the 'x' coordinate position in pixel units.

20 The child element `<ansi-nist:PositionVerticalCoordinateValue>` contains the 'y' coordinate position in pixel units.

21 The child element `<ansi-nist:PositionThetaAngleMeasure>` contains the angle of the core recorded in units of 2 degrees.
22 The value shall be a nonnegative value between 0 and 179.

```
23 <incits:MinutiaeFingerCorePosition>
24   <ansi-nist:PositionHorizontalCoordinateValue>0035
25   </ansi-nist:PositionHorizontalCoordinateValue>
26   <ansi-nist:PositionVerticalCoordinateValue>0045
27   </ansi-nist:PositionVerticalCoordinateValue>
28   <ansi-nist:PositionThetaAngleMeasure>0045
29   </ansi-nist:PositionThetaAngleMeasure>
30 </incits:MinutiaeFingerCorePosition>
```

31 Element `<incits:MinutiaeFingerDeltaPosition>`

32 Cross reference: Part-1 Annex G Field 9.140: Delta information

33 This element may have multiple occurrences, one for each delta present in the original image. This element shall have
34 three child elements.

35 The child element `<ansi-nist:PositionHorizontalCoordinateValue>` contains the 'x' coordinate position in pixel units.

36 The child element `<ansi-nist:PositionVerticalCoordinateValue>` contains the 'y' coordinate position in pixel units.

- 1 The child element `<ansi-nist:PositionThetaAngleMeasure>` contains the angle of the delta recorded in units of 2 degrees.
2 The value shall be a nonnegative value between 0 and 179.

```
3     <incits:MinutiaeFingerDeltaPosition>  
4         <ansi-nist:PositionHorizontalCoordinateValue>0035  
5             </ansi-nist:PositionHorizontalCoordinateValue>  
6         <ansi-nist:PositionVerticalCoordinateValue>0045  
7             </ansi-nist:PositionVerticalCoordinateValue>  
8         <ansi-nist:PositionThetaAngleMeasure>0045  
9             </ansi-nist:PositionThetaAngleMeasure>  
10    </incits:MinutiaeFingerDeltaPosition>
```

11

1 * DEPTH OF FIELD

2 The subject's captured facial image shall always be in focus from the nose to the ears. Although this may result in the
3 background behind the subject being out of focus, it is not a problem. For optimum quality of the captured mugshot, the f-
4 stop of the lens should be set at two f-stops below the maximum aperture opening when possible.

5
6 * CENTERING

7 The facial image being captured (full-face pose) shall be positioned to satisfy all of the following conditions:

- 8 - The approximate horizontal mid-points of the mouth and of the bridge of the nose shall lie on an imaginary vertical
9 straight line positioned at the horizontal center of the image.
- 10 - An imaginary horizontal line through the center of the subject's eyes shall be located at approximately the 55% point
11 of the vertical distance up from the bottom edge of the captured image.
- 12 - The width of the subject's head shall occupy approximately 50% of the width of the captured image. This width
13 shall be the horizontal distance between the mid-points of two imaginary vertical lines. Each imaginary line shall
14 be drawn between the upper and lower lobes of each ear and shall be positioned where the external ear connects to
15 the head.

16 * LIGHTING

17 Subject illumination shall be accomplished using a minimum of three (3) point balanced illumination. Appropriate diffusion
18 techniques shall also be employed and lights positioned to minimize shadows, and to eliminate hot spots on the facial image.
19 These hot spots usually appear on reflective areas such as cheeks and foreheads. Proper lighting shall contribute to the
20 uniformity of illumination of the background described in the exposure requirement.

21 * BACKGROUND

22 The subject whose image is being captured shall be positioned in front of a background which is 18% gray with a plain
23 smooth flat surface. A Kodak or other neutral gray card or densitometer shall be used to verify this 18% gray reflectance
24 requirement.

25 * EXPOSURE

26 The exposure shall be keyed to the background. Several areas of the recorded 18% gray background shall be used to verify
27 the proper exposure. The averages of the 8-bit Red, Green, and Blue (RGB) components within each area shall be
28 calculated. Each of the RGB means shall fall between 105 and 125 with a standard deviation of plus or minus 10.
29 Furthermore, for every area examined, the maximum difference between the means of any two of the RGB components
30 shall not exceed 10.

31 * ASPECT RATIO

32 The Width:Height aspect ratio of the captured image shall be 1:1.25.

33 * MINIMUM NUMBER OF PIXELS

34 The minimum number of pixels in an electronic digital image shall be 480 pixels in the horizontal direction by 600 pixels in
35 the vertical direction. It should be noted that the image quality of the captured mugshots and facial images will be improved

1 as the number of pixels in both directions are increased. However, as images are captured with an increased number of
2 pixels, the 1:1.25 (Width:Height) aspect ratio will be maintained.

3 Two considerations must be noted regarding this aspect of the recommendation. First, the normal orientation of many available
4 cameras is the landscape format which specifies a greater number of pixels in the horizontal than in the vertical direction. Unless
5 these cameras capture at least 600 pixels in the vertical direction, it may be necessary to rotate the camera 90 degrees. Second, the
6 480x600 capture format exceeds the VGA display format of 640x480. Therefore, at a minimum, an SVGA specification of 800x600
7 pixels will be required to display the facial image. The image will occupy less than the total number of available horizontal pixels.

8
9 * COLOR SPACE

10 Captured electronic color facial images are required. Digital images shall be represented as 24-bit RGB pixels. For every
11 pixel, eight (8) bits will be used to represent each of the Red, Green, and Blue components. The RGB color space is the basis
12 for other color spaces including the Y, C_b, C_r and YUV. Additional color management techniques are available from the
13 International Color Consortium. Information regarding these techniques can be downloaded from the following URL:
14 <http://www.color.org> .

15
16 * PIXEL ASPECT RATIO

17 Digital cameras and scanners used to capture facial images shall use square pixels with a pixel aspect ratio of 1:1.
18

19 * COMPRESSION ALGORITHM

20 The algorithm used to compress mugshot and facial images shall conform to the JPEG Sequential Baseline mode of operation
21 as described in the specification approved by the ANSI X3L3 Standards committee. The target size for a JPEG compressed
22 color mugshot image file shall be 25,000 to 45,000 bytes.

23
24 * FILE FORMAT

25 The JPEG File Interchange Format (JFIF) shall contain the JPEG compressed image data. The JFIF file shall then be part of
26 the transaction file for interchange which conforms to the requirements as contained in ANSI/NIST-CSL 1-1993 and
27 ANSI/NIST-ITL 1a-1997.

Annex I Best Practice Image Capture Requirements for SAP Levels 40, 50, and 51 (Informative)

Introduction

This set of “enhanced best practice recommendation” (EBPR) clauses is a set of constraints. These constraints can be categorized into four types of requirements: scene, photographic, digital, and format. Scene requirements refer to the content, subject and background in the image. Photographic requirements refer to lighting, focus and other constraints required for photo capture. Digital requirements refer to the conversion of the captured image into a digital record. Finally, format requirements refer to additional or conditional required fields and in a Type-10 record or NIST transaction.

Note that the set of requirements applies to all poses of a subject.

Scene Requirements

Number of photographs

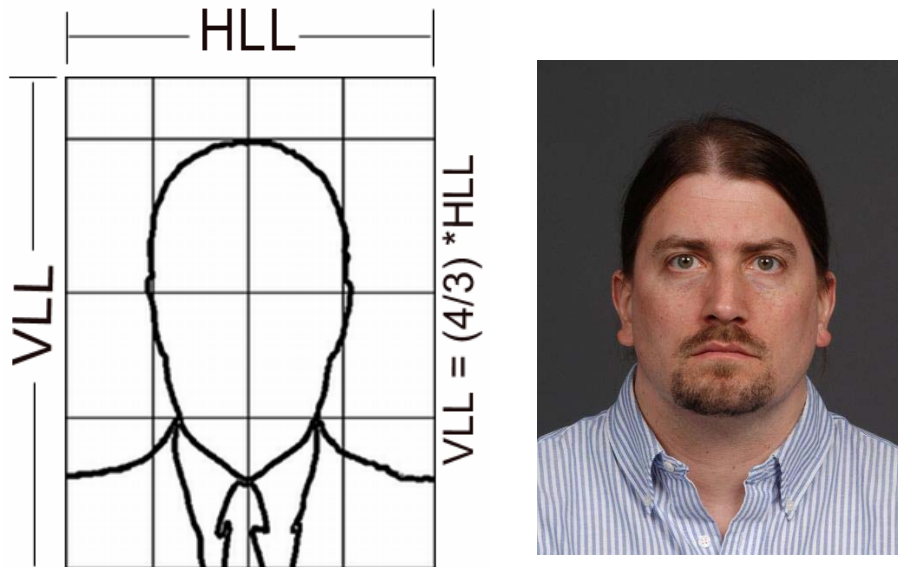
Level 50 and 51 records shall include at least five photographs of the subject: frontal, left and right profile, and left and right $\frac{3}{4}$ profile.

A $\frac{3}{4}$ profile view consists of a face with a Yaw pose angle of ± 67.5 degrees, and with Pitch and Roll angles of zero (see Section **Error! Reference source not found.**, “Field 10.025: Subject pose angle (SPA)”). Note that for $\frac{3}{4}$ profile, the orientation of the head is rotated to $\frac{3}{4}$ profile (the rotation of the body shall not be required), and care should be taken to prevent the subject from keeping the head fixed while changing only the gaze. In addition, for $\frac{3}{4}$ profile photographs, both eyes must be visible in the image. For full profile images, the entire body shall be rotated with the head.

The “Head and Shoulders” photo composition

The composition consists of a subject’s head, partial shoulders, and plain background. For a frontal-facing pose, the width of the subject’s head shall occupy approximately 50% of the width of the captured image. This width shall be the horizontal distance between the mid-points of two imaginary vertical lines. Each imaginary line shall be drawn between the upper and lower lobes of each ear and shall be positioned where the external ear connects to the head. A template and an example is shown in Figure I1. For other poses, the composition shall be rotated about an imaginary axis extending from the top of the head through the base of the neck.

This composition is applied to SAP levels 30, 40, and 50.



a. A template of the “head and shoulders” photo. The width of the head is $\frac{1}{2}$ the width of the photo.


b. An example “head and shoulders” photo.

1 **Figure I1 – A facial image template and an example image that meets “Head and Shoulders” (levels 40 and 50)**
 2 **scene constraints.**

3
 4 The “Head Only” photo composition

5 The composition consists of a subject’s head, and a plain background. For a frontal-facing pose, the width of the subject’s
 6 head shall occupy approximately 70% of the width of the captured image. This width shall be the horizontal distance
 7 between the mid-points of two imaginary vertical lines. Each imaginary line shall be drawn between the upper and lower
 8 lobes of each ear and shall be positioned where the external ear connects to the head. A template and an example are
 9 shown in Figure I2. For other poses, the composition shall be rotated about an imaginary axis extending from the top of
 10 the head though the base of the neck.

11 This composition is applied to SAP level 51.



a. A template of the “head only” photo. The width of the head is $7/10^{\text{th}}$ the width of the photo.

b. An example “head only” photo.

1 **Figure I2 – A facial image template and an example image that meets “Head Only” (level 51) scene constraints.**

2
3 Head centering

4 For the frontal pose, the face shall be positioned to satisfy all of the following conditions:

5 The approximate horizontal mid-points of the mouth and of the bridge of the nose shall lie on an imaginary vertical straight
6 line positioned at the horizontal center of the image.

7 An imaginary horizontal line through the center of the subject's eyes shall be located at approximately the 55% point of
8 the vertical distance up from the bottom edge of the captured image.

9 For non-frontal pose, the subject shall satisfy these conditions when the head is rotated about an axis through the head
10 and torso from the current pose back to center (zero angles) pose.

11 Visibility of Ears

12 The ear(s) shall be visible in frontal, profile and angled views for both “Head and Shoulders” and “Head Only” scene
13 compositions. The hair shall be pushed back or tied behind the ears when appropriate.

14 From the 50/51 level description:

15 If hair covers the ears, then when possible, two photographs should be captured – one with hair in its normal state, and
16 one with hair pulled back behind the ears.

1 Facial expression

2 The expression should be neutral (non-smiling) with both eyes open normally (i.e. not wide-open), and mouth closed.
3 Every effort should be made to have supplied images conform with this specification. A smile with closed jaw is not
4 recommended.

5 Eyeglasses

6 For subjects who normally wear eyeglasses, every effort should be made to capture the mugshots with the glasses on. If
7 significant glare in the glasses is evident in the photograph, then a second frontal mugshot image should be captured of
8 the subject without glasses. Specification of eyeglasses in the SXS field is required.

9 Eye patches

10 The wearing of eye patches is allowed only for medical reasons. In these cases, the specification of the patch, in the SXS
11 field is required.

12 Background

13 The subject whose image is being captured shall be positioned in front of a background which is 18% gray with a plain
14 smooth flat surface. A Kodak or other neutral gray card or densitometer shall be used to verify this 18% gray reflectance
15 requirement.

16 The boundary between the head and the background should be clearly identifiable about the entire subject (very large
17 volume hair excepted). There should be no shadows visible on the background behind the face image.

18 **Photographic Requirements**

19 Depth of field

20 The subject's captured facial image shall always be in focus from the nose to the ears. Although this may result in the
21 background behind the subject being out of focus, this is not a problem¹⁴. It is recommended that auto-focus on the
22 central part of face be used with digital camera photography.

23 Subject lighting

24 Lighting shall be equally distributed on the face. There shall be no significant direction of the light from the point of view of
25 the photographer.

26 The region of the face, from the crown to the base of the chin, and from ear-to-ear, shall be clearly visible and free of
27 shadows. In particular, there shall be no dark shadows in the eye-sockets due to the brow and the iris and pupil of the
28 eyes shall be clearly visible.

29 Subject illumination can be accomplished using three point balanced illumination sources. A single bare "point" light
30 source, such as a camera flash, is not acceptable for imaging.

31 Appropriate diffusion techniques shall be employed to eliminate hot spots on the facial image. These hot spots usually
32 appear on reflective areas such as cheeks and foreheads.

¹⁴ For optimum quality of the captured mugshot, the f-stop of the lens should be set at two f-stops below the maximum aperture opening when possible.

1 Background lighting

2 Proper lighting shall contribute to the uniformity of illumination of the background, and the background shall be free of
3 shadows.

4 Exposure calibration

5 The exposure shall be keyed to the background. Several areas of the recorded 18% gray background shall be used to
6 verify the proper exposure. The averages of the 8-bit Red, Green, and Blue (RGB) components within each area shall be
7 calculated. Each of the RGB means shall fall between 105 and 125 with a standard deviation of plus or minus 10.
8 Furthermore, for every area examined, the maximum difference between the means of any two of the RGB components
9 shall not exceed 10.

10 No saturation

11 For each patch of skin on the person's face, the gradations in textures shall be clearly visible. In this sense, there will be
12 no saturation (over or under exposure) on the face.

13 No unnatural color or "red-eye"

14 Unnaturally colored lighting (e.g. yellow, red) is not allowed. Care shall be taken to correct the "white balance" of image
15 capture devices. The lighting shall produce a face image with natural looking flesh tones when viewed in typical
16 examination environments. "Red-eye" is not acceptable.

17 No color or grayscale enhancement

18 A process that overexposes or under-develops a color or grayscale image for purposes of beauty enhancement or artistic
19 pleasure is not allowed. The full spectrum shall be represented on the face image where appropriate. Teeth and whites
20 of eyes shall be clearly light or white (when appropriate) and dark hair or features (when appropriate) shall be clearly dark.

21 No unnatural radial distortion of the camera lens, resulting in a diagonal angle of view of approximately 20 to 28 degrees

22 Fish eye effect, a type of distortion where central objects of the image erroneously appear closer than those at the edge,
23 typically resulting in what appear to be unusually large noses in the image, is not allowed. While some distortion is almost
24 always present during portrait photography, that distortion should not be noticeable by human examination.

25 For a typical photo capture system with a subject 1.5 to 2.5 meters from the camera, the focal length of the camera lens
26 should be that of a medium telephoto lens. For 35 mm photography this means that the focal length should be between
27 90 mm and 130 mm. For other negative formats/sensors the recommended focal length is 2 to 3 times the diagonal of the
28 negative/sensor

29 **Digital Requirements**

30 Pixel aspect ratio

31 Digital cameras and scanners used to capture facial images shall use square pixels with a pixel aspect ratio of 1:1

32 Image aspect ratio

33 The Width:Height (i.e., HLL:VLL) aspect ratio of the captured image shall be 3:4. This corresponds to commonly used
34 format sizes such as 600 x 800, 768x1024, etc., allowing for a COTS digital camera to be used for capture.

35 No interlacing

1 Interlaced video frames are not allowed and all interlacing must be absent (not simply removed, but absent).

2 No digital zoom

3 The use of digital zoom (interpolation) to achieve specified resolution associated with Subject Application Profiles.

4 Image Compression

5 Non-frontal facial images shall be compressed using JPEG 2000 (JPEG is not allowed) meeting the maximum
6 compression limits specified below.

7 There shall be one frontal facial image compressed using lossless JPEG 2000. If multiple frontal images are in the
8 transaction, then one image must be compressed via lossless compression and the others can be compressed either
9 using lossless JPEG 2000 or lossy JPEG 2000 that meets the maximum compression limits specified below. The best
10 practice is to apply the lossless compression to the frontal image meeting the "Ears Visible" constraint.

11 The maximum compression ratio for both JPEG and JPEG 2000 of a rectangular region containing any exposed skin of
12 the face, from crown to chin and ear to ear, shall be at most 15:1. This requirement is derived from studies of face
13 algorithm matching at high and low resolutions. The non-facial portion of the mugshot, as well as the SMT Type-10
14 record, can be compressed up to a ratio of 120:1.

15 For JPEG, reference [14] provides source code to implement compression with both ROI and fixed compression ratios.
16 For JPEG 2000, these capabilities are built into the implementation.

17 For both JPEG and JPEG 2000, care must be taken to account for automatic compression by camera hardware. Multiple
18 compression stages can damage the quality of photographic data. When possible, minimum compression (highest
19 resolutions) should be applied at the camera level when external software performs the final (15:1 or less) compression
20 stage.

21 The table on the following page provides the the typical size of a single facial photograph using the compression
22 recommendations contained in this section for levels 30 and 40, 50, and 51. . We assume that the image is formatted as
23 RGB888 (8 bits per color chanel per pixel). For levels 30 and 40, we also estimate that since the face width is 50% of the
24 image width, then the area taken by the face is 25% of the total image area. SAP levels 50 and 51 include the constraint
25 of lossless compression for the frontal pose facial image as discussed above.

26 Allowed color space

27 A full color image shall be captured. To ensure that color images exchanged between differing systems can be correctly
28 displayed or printed, images shall be converted to the device-independent color space, *sRGB*.

29

30

Example File Sizes after compression

Level	Minimum WxH	Uncompressed Size (RGB888)	Size @ 2:1 Lossless Compression	Size @ 15:1 compression for the entire image	Size @ 15:1 compression for the face and 120:1 for the background
30	480x600	844 KB		58 KB	19.34 KB
40	768x1024	2.3 MB		156 KB	52.8 KB
50	3300x4400	42.5MB	14.2 MB		

51	2400x3200	22.5 MB	7.5 MB		
----	-----------	---------	--------	--	--

1

2 **Format Requirements**

3 Subject Pose (POS) and Subject pose angles (SPA)

4 One of either the POS or SPA fields shall be used to denote pose angles.

5 The POS field code values “F”, “R”, and “L” can be used for images in which the Pitch and Roll angles are 0 and the Yaw
6 angle is 0, 90, and -90 respectively. (The sign of the Yaw angle in the previous sentence corresponds to the field 10.020
7 convention where a right profile is when the subject turns to the left).

8 The SPA field 10.025 can be used for the above poses and shall be used for all other angled poses. The POS field
9 10.020 shall then be of type code “D”, for determined 3D pose, instructing the user to use 10.025 as the reference for
10 pose angles. (For example, a ¾ profile capture would require a POS field entry of “D” with the angle specified in the SPA
11 field.)

12 In all cases, the uncertainty in the Yaw pose angle determination shall be less than 5 degrees of the frontal photograph,
13 and 10 degrees in the non-frontal photographs. The uncertainty in the Pitch and Roll angles shall be less than 5 degrees.

14 Subject facial description (SXS)

15 The Subject facial description field shall be present in the transaction when one or more of the facial attributes given by
16 the type codes of 10.026 is present in the image.

17 Subject hair color (SHC)

18 The Subject hair color field shall be present in the transaction. The code “UNSPECIFIED” for this field is not allowed.

19 Subject eye color (SEC)

20 The Subject eye color field shall be present in the transaction. The code “UNSPECIFIED” for this field is not allowed.

Annex J Face-Pose Values (Informative)

The definition and range of pose angles

The Yaw and Roll angles shall be measured from the full face pose position and have a range of values from -180 degrees to +180 degrees. The Pitch angle shall have a range of values from -90 degrees to +90 degrees. The pose angle set is given by Tait-Bryan angles.

Yaw angle: rotation about the vertical (y) axis. A positive Yaw angle is used to express the angular offset as the subject rotates from a full-face pose to their left (approaching a right profile). A negative Yaw angle is used to express the angular offset as the subject rotates from a full-face pose to their right (approaching a left profile).

Pitch angle: rotation about the horizontal side-to-side (x) horizontal axis.

Roll angle: rotation about the horizontal back to front (z) axis.

The angles are defined relative to the frontal view of the subject, which has angles (0, 0, 0) as shown in Figure J1. Examples are shown in Figure J2.

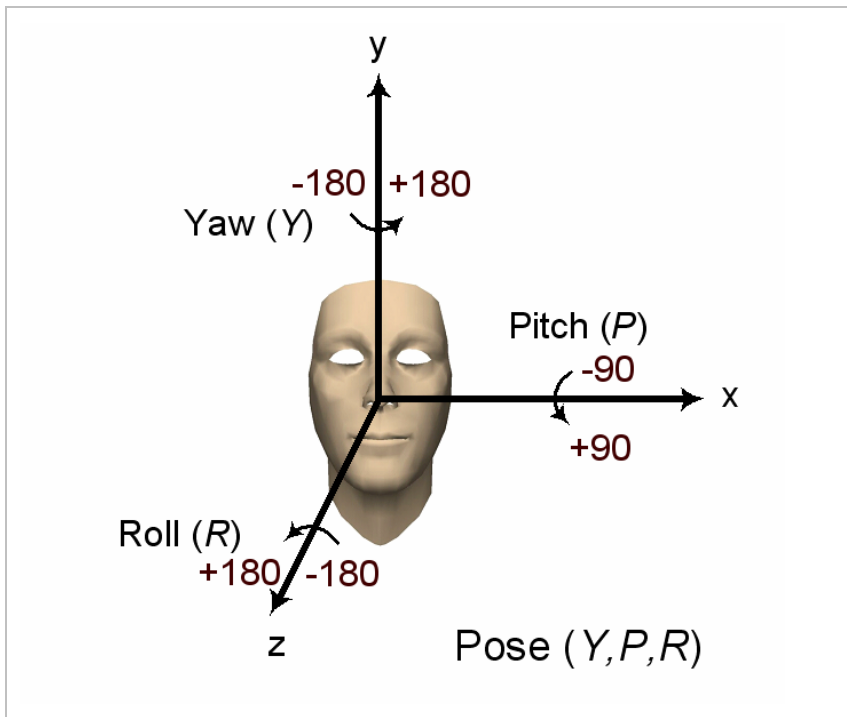
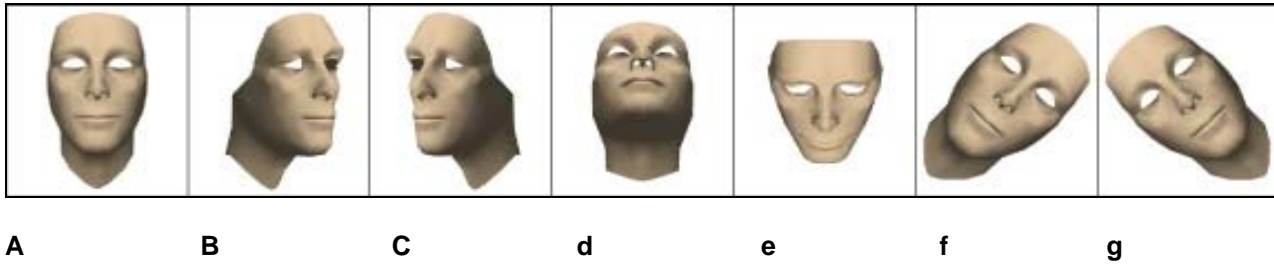


Figure J1 – The definition of pose angle set is with respect to the frontal view of the subject.



1 **Figure J2 – Examples of pose angles and their encodings. The pose angles (Y, P, R) of Figures (a) – (g) are given**
2 **by (0, 0, 0), (+45, 0, 0), (-45, 0, 0), (0, -45, 0), (0, +45, 0), (0, 0, -45), and (0, 0, +45), respectively.**

3 The uncertainty in the pose angles is given by the range 0 to 90 inclusive. It shall denote approximately a maximum value
4 of possible deviation in the measurement of the pose. This shall correspond to a two standard deviation confidence
5 interval.

6 The encoding of angles is in ASCII format, with the minus sign “-” used to denote a negative value and the plus “+” sign
7 optionally used to denote a positive value. Pose angle uncertainty angles always are positive.

8 The order of rotation through pose angles

9 As order of the successive rotation around the different axes does matter, the encoded rotation angle shall correspond to
10 an order of execution starting from the frontal view. This order shall be given by Roll (about the front axis), then Pitch
11 (about the horizontal axis) and finally Yaw (about the vertical axis). The (first executed) Roll transformation will therefore
12 always be in the image (x, y) plane. Examples are shown in Figure J3.

13 From the point of view of executing a transformation from the observed view to a frontal view, the transformation order will
14 therefore be Yaw, Pitch, and then Roll. Note however that the encoded angle is from the frontal view to the observed
15 view.

1


 $(Y, P, R)=(0, 0, +45)$

A


 $(Y, P, R)=(0, -30, +45)$

B


 $(Y, P, R)=(-45, -30, +45)$

c


 $(Y, P, R)=(0, 0, -30)$

D


 $(Y, P, R)=(0, +20, -30)$

E


 $(Y, P, R)=(-30, +20, -30)$

F

2

3

4

Figure J3 – Examples of the order of rotation through pose angles with an origin of coordinate system at the nose tip. Figures (a)-(c) show three successive rotation steps to achieve the pose angles (Y, P, R) of $(-45, -30, +45)$. Figures (d)-(f) show three successive rotation steps to achieve the pose angles (Y, P, R) of $(-30, +20, -30)$.

Annex L Constraint Schema (Normative)

Constraints to an implementer's ansi-nist.xsd subset schema should be based on the ANSI/NIST constraint schema presented here in this annex ("ansi-nist_itl_constraint.xsd"). Changes must be made to the minOccurs and maxOccurs.

```

1  <?xml version="1.0" encoding="UTF-8"?>
2
3
4  <xsd:schema targetNamespace="http://niem.gov/niem/ansi-nist/2.0" version="1"
5  xmlns:s="http://niem.gov/niem/structures/2.0" xmlns:xsd="http://www.w3.org/2001/XMLSchema"
6  xmlns:nc="http://niem.gov/niem/niem-core/2.0" xmlns:ansi-nist="http://niem.gov/niem/ansi-nist/2.0"
7  xmlns:niem-xsd="http://niem.gov/niem/proxy/xsd/2.0" xmlns:fbi="http://niem.gov/niem/fbi/2.0"
8  xmlns:i="http://niem.gov/niem/appinfo/2.0">
9
10 <!-- ===== -->
11 <!-- ==This file is modified from the NIEM ansi-nist.xsd to constrain ===== -->
12 <!-- ==the occurrences of elements and enforce, where possible the ===== -->
13 <!-- ==mandatory/optional rules of the ANSI/NIST-ITL 1-2007 standard. === -->
14 <!-- ==Comments have been added to assist implementers converting === -->
15 <!-- ==from the Part 1 version. ===== -->
16 <!-- ===== -->
17 <xsd:annotation>
18   <xsd:documentation>ANSI/NIST Fingerprint and Biometric standard.</xsd:documentation>
19   <xsd:appinfo>
20     <i:ConformantIndicator>>true</i:ConformantIndicator>
21   </xsd:appinfo>
22 </xsd:annotation>
23 <xsd:import schemaLocation="../../../structures/2.0/structures.xsd"
24 namespace="http://niem.gov/niem/structures/2.0"/>
25 <xsd:import schemaLocation="../../../appinfo/2.0/appinfo.xsd"
26 namespace="http://niem.gov/niem/appinfo/2.0"/>
27 <xsd:import schemaLocation="../../../fbi/2.0/fbi.xsd" namespace="http://niem.gov/niem/fbi/2.0"/>
28 <xsd:import schemaLocation="../../../niem-core/2.0/niem-core.xsd"
29 namespace="http://niem.gov/niem/niem-core/2.0"/>
30 <xsd:import schemaLocation="../../../proxy/xsd/2.0/xsd.xsd"
31 namespace="http://niem.gov/niem/proxy/xsd/2.0"/>
32 <!-- ===== -->
33 <xsd:simpleType name="ALSCodeSimpleType">
34   <xsd:annotation>
35     <xsd:appinfo>
36       <i:Base i:namespace="http://niem.gov/niem/structures/2.0" i:name="Object"/>
37     </xsd:appinfo>
38   </xsd:annotation>
39   <xsd:restriction base="xsd:token">
40     <xsd:enumeration value="NIR">
41       <xsd:annotation>
42         <xsd:documentation>Near-infrared illumination (~700-850nm) </xsd:documentation>
43       </xsd:annotation>
44     </xsd:enumeration>
45     <xsd:enumeration value="VIS">
46       <xsd:annotation>
47         <xsd:documentation>Visible full-spectrum illumination (~380-740nm)</xsd:documentation>
48       </xsd:annotation>
49     </xsd:enumeration>
50   </xsd:restriction>
51 </xsd:simpleType>
52 <xsd:complexType name="ALSCodeType">

```

```

1      <xsd:annotation>
2        <xsd:appinfo>
3          <i:Base i:namespace="http://niem.gov/niem/structures/2.0" i:name="Object"/>
4        </xsd:appinfo>
5      </xsd:annotation>
6      <xsd:simpleContent>
7        <xsd:extension base="ansi-nist:ALSCodeSimpleType">
8          <xsd:attributeGroup ref="s:SimpleObjectAttributeGroup"/>
9        </xsd:extension>
10     </xsd:simpleContent>
11 </xsd:complexType>
12 <!-- ===== -->
13 <!-- =====not used ===== -->
14 <!-- ===== -->
15 <xsd:complexType name="ActivityAugmentationType">
16   <xsd:annotation>
17     <xsd:documentation>A data type for additional information about an
18 activity.</xsd:documentation>
19   <xsd:appinfo>
20     <i:Base i:namespace="http://niem.gov/niem/structures/2.0" i:name="AugmentationType"/>
21   </xsd:appinfo>
22 </xsd:annotation>
23 <xsd:complexContent>
24   <xsd:extension base="s:AugmentationType">
25     <xsd:sequence>
26       <xsd:element ref="ansi-nist:ActivityAgencyNotificationIndicator" minOccurs="0"
27 maxOccurs="unbounded"/>
28       <xsd:element ref="ansi-nist:ActivityApprovalDate" minOccurs="0" maxOccurs="unbounded"/>
29       <xsd:element ref="ansi-nist:ActivityEndTimeZoneCode" minOccurs="0" maxOccurs="unbounded"/>
30       <xsd:element ref="ansi-nist:ActivityTimeZoneCode" minOccurs="0" maxOccurs="unbounded"/>
31     </xsd:sequence>
32   </xsd:extension>
33 </xsd:complexContent>
34 </xsd:complexType>
35 <!-- ===== -->
36 <xsd:simpleType name="BTYCodeSimpleType">
37   <xsd:annotation>
38     <xsd:appinfo>
39       <i:Base i:namespace="http://niem.gov/niem/structures/2.0" i:name="Object"/>
40     </xsd:appinfo>
41   </xsd:annotation>
42   <xsd:restriction base="xsd:token">
43     <xsd:enumeration value="0">
44       <xsd:annotation>
45         <xsd:documentation>No information given</xsd:documentation>
46       </xsd:annotation>
47     </xsd:enumeration>
48     <xsd:enumeration value="1">
49       <xsd:annotation>
50         <xsd:documentation>Multiple biometrics used</xsd:documentation>
51       </xsd:annotation>
52     </xsd:enumeration>
53     <xsd:enumeration value="10">
54       <xsd:annotation>
55         <xsd:documentation>Iris</xsd:documentation>
56       </xsd:annotation>
57     </xsd:enumeration>
58     <xsd:enumeration value="100">
59       <xsd:annotation>
60         <xsd:documentation>Keystroke dynamics</xsd:documentation>
61       </xsd:annotation>

```

```
1 </xsd:enumeration>
2 <xsd:enumeration value="1000">
3 <xsd:annotation>
4 <xsd:documentation>Gait</xsd:documentation>
5 </xsd:annotation>
6 </xsd:enumeration>
7 <xsd:enumeration value="10000">
8 <xsd:annotation>
9 <xsd:documentation>Finger geometry</xsd:documentation>
10 </xsd:annotation>
11 </xsd:enumeration>
12 <xsd:enumeration value="2">
13 <xsd:annotation>
14 <xsd:documentation>Facial features</xsd:documentation>
15 </xsd:annotation>
16 </xsd:enumeration>
17 <xsd:enumeration value="20">
18 <xsd:annotation>
19 <xsd:documentation>Retina</xsd:documentation>
20 </xsd:annotation>
21 </xsd:enumeration>
22 <xsd:enumeration value="200">
23 <xsd:annotation>
24 <xsd:documentation>Lip movement</xsd:documentation>
25 </xsd:annotation>
26 </xsd:enumeration>
27 <xsd:enumeration value="2000">
28 <xsd:annotation>
29 <xsd:documentation>Body odor</xsd:documentation>
30 </xsd:annotation>
31 </xsd:enumeration>
32 <xsd:enumeration value="20000">
33 <xsd:annotation>
34 <xsd:documentation>Palm print</xsd:documentation>
35 </xsd:annotation>
36 </xsd:enumeration>
37 <xsd:enumeration value="4">
38 <xsd:annotation>
39 <xsd:documentation>Voice</xsd:documentation>
40 </xsd:annotation>
41 </xsd:enumeration>
42 <xsd:enumeration value="40">
43 <xsd:annotation>
44 <xsd:documentation>Hand geometry</xsd:documentation>
45 </xsd:annotation>
46 </xsd:enumeration>
47 <xsd:enumeration value="400">
48 <xsd:annotation>
49 <xsd:documentation>Thermal face image</xsd:documentation>
50 </xsd:annotation>
51 </xsd:enumeration>
52 <xsd:enumeration value="4000">
53 <xsd:annotation>
54 <xsd:documentation>DNA</xsd:documentation>
55 </xsd:annotation>
56 </xsd:enumeration>
57 <xsd:enumeration value="40000">
58 <xsd:annotation>
59 <xsd:documentation>Vein pattern</xsd:documentation>
60 </xsd:annotation>
61 </xsd:enumeration>
```

```

1      <xsd:enumeration value="8">
2          <xsd:annotation>
3              <xsd:documentation>Fingerprint</xsd:documentation>
4          </xsd:annotation>
5      </xsd:enumeration>
6      <xsd:enumeration value="80">
7          <xsd:annotation>
8              <xsd:documentation>Signature dynamics</xsd:documentation>
9          </xsd:annotation>
10     </xsd:enumeration>
11     <xsd:enumeration value="800">
12         <xsd:annotation>
13             <xsd:documentation>Thermal hand image</xsd:documentation>
14         </xsd:annotation>
15     </xsd:enumeration>
16     <xsd:enumeration value="8000">
17         <xsd:annotation>
18             <xsd:documentation>Ear shape</xsd:documentation>
19         </xsd:annotation>
20     </xsd:enumeration>
21     <xsd:enumeration value="80000">
22         <xsd:annotation>
23             <xsd:documentation>Foot print</xsd:documentation>
24         </xsd:annotation>
25     </xsd:enumeration>
26 </xsd:restriction>
27 </xsd:simpleType>
28 <xsd:complexType name="BTYCodeType">
29     <xsd:annotation>
30         <xsd:appinfo>
31             <i:Base i:namespace="http://niem.gov/niem/structures/2.0" i:name="Object"/>
32         </xsd:appinfo>
33     </xsd:annotation>
34     <xsd:simpleContent>
35         <xsd:extension base="ansi-nist:BTYCodeSimpleType">
36             <xsd:attributeGroup ref="s:SimpleObjectAttributeGroup"/>
37         </xsd:extension>
38     </xsd:simpleContent>
39 </xsd:complexType>
40 <!-- ===== -->
41 <xsd:complexType name="CBEFFImageType">
42     <xsd:annotation>
43         <xsd:appinfo>
44             <i:Base i:name="NISTImageType"/>
45         </xsd:appinfo>
46     </xsd:annotation>
47     <xsd:complexContent>
48         <xsd:extension base="ansi-nist:NISTImageType">
49             <xsd:sequence>
50                 <!-- =====fieldID="99.103"
51 fieldMnemonic="BFO" == -->
52                 <xsd:element ref="ansi-nist:CBEFFFFormatOwnerIdentification"/>
53                 <!-- =====fieldID="99.104"
54 fieldMnemonic="BFT" == -->
55                 <xsd:element ref="ansi-nist:CBEFFFFormatCategoryIdentification"/>
56                 <!-- =====fieldID="99.100"
57 fieldMnemonic="HDV" == -->
58                 <xsd:element ref="ansi-nist:CBEFFVersionIdentification"/>
59                 <!-- =====fieldID="99.101"
60 fieldMnemonic="BTY" == -->
61                 <xsd:element ref="ansi-nist:CBEFFCategoryCode"/>

```

```
1      </xsd:sequence>
2    </xsd:extension>
3  </xsd:complexContent>
4 </xsd:complexType>
5 <!-- ===== -->
6 <xsd:simpleType name="COLCodeSimpleType">
7   <xsd:annotation>
8     <xsd:appinfo>
9       <i:Base i:namespace="http://niem.gov/niem/structures/2.0" i:name="Object"/>
10    </xsd:appinfo>
11  </xsd:annotation>
12 <xsd:restriction base="xsd:token">
13   <xsd:enumeration value="BLACK">
14     <xsd:annotation>
15       <xsd:documentation>Black</xsd:documentation>
16     </xsd:annotation>
17   </xsd:enumeration>
18   <xsd:enumeration value="BLUE">
19     <xsd:annotation>
20       <xsd:documentation>Blue</xsd:documentation>
21     </xsd:annotation>
22   </xsd:enumeration>
23   <xsd:enumeration value="BROWN">
24     <xsd:annotation>
25       <xsd:documentation>Brown</xsd:documentation>
26     </xsd:annotation>
27   </xsd:enumeration>
28   <xsd:enumeration value="GRAY">
29     <xsd:annotation>
30       <xsd:documentation>Gray</xsd:documentation>
31     </xsd:annotation>
32   </xsd:enumeration>
33   <xsd:enumeration value="GREEN">
34     <xsd:annotation>
35       <xsd:documentation>Green</xsd:documentation>
36     </xsd:annotation>
37   </xsd:enumeration>
38   <xsd:enumeration value="MULTI">
39     <xsd:annotation>
40       <xsd:documentation>Multi</xsd:documentation>
41     </xsd:annotation>
42   </xsd:enumeration>
43   <xsd:enumeration value="ORANGE">
44     <xsd:annotation>
45       <xsd:documentation>Orange</xsd:documentation>
46     </xsd:annotation>
47   </xsd:enumeration>
48   <xsd:enumeration value="OUTLINE">
49     <xsd:annotation>
50       <xsd:documentation>Outline</xsd:documentation>
51     </xsd:annotation>
52   </xsd:enumeration>
53   <xsd:enumeration value="PURPLE">
54     <xsd:annotation>
55       <xsd:documentation>Purple</xsd:documentation>
56     </xsd:annotation>
57   </xsd:enumeration>
58   <xsd:enumeration value="RED">
59     <xsd:annotation>
60       <xsd:documentation>Red</xsd:documentation>
61     </xsd:annotation>
```

```
1     </xsd:enumeration>
2     <xsd:enumeration value="WHITE">
3         <xsd:annotation>
4             <xsd:documentation>White</xsd:documentation>
5         </xsd:annotation>
6     </xsd:enumeration>
7     <xsd:enumeration value="YELLOW">
8         <xsd:annotation>
9             <xsd:documentation>Yellow</xsd:documentation>
10        </xsd:annotation>
11    </xsd:enumeration>
12</xsd:restriction>
13</xsd:simpleType>
14<xsd:complexType name="COLCodeType">
15    <xsd:annotation>
16        <xsd:appinfo>
17            <i:Base i:namespace="http://niem.gov/niem/structures/2.0" i:name="Object"/>
18        </xsd:appinfo>
19    </xsd:annotation>
20    <xsd:simpleContent>
21        <xsd:extension base="ansi-nist:COLCodeSimpleType">
22            <xsd:attributeGroup ref="s:SimpleObjectAttributeGroup"/>
23        </xsd:extension>
24    </xsd:simpleContent>
25</xsd:complexType>
26<!-- ===== -->
27<xsd:simpleType name="CSICodeSimpleType">
28    <xsd:annotation>
29        <xsd:appinfo>
30            <i:Base i:namespace="http://niem.gov/niem/structures/2.0" i:name="Object"/>
31        </xsd:appinfo>
32    </xsd:annotation>
33    <xsd:restriction base="xsd:token">
34        <xsd:enumeration value="0">
35            <xsd:annotation>
36                <xsd:documentation>ASCII 7-bit English</xsd:documentation>
37            </xsd:annotation>
38        </xsd:enumeration>
39        <xsd:enumeration value="1">
40            <xsd:annotation>
41                <xsd:documentation>ASCII 8-bit Latin</xsd:documentation>
42            </xsd:annotation>
43        </xsd:enumeration>
44        <xsd:enumeration value="2">
45            <xsd:annotation>
46                <xsd:documentation>UNICODE 16-bit</xsd:documentation>
47            </xsd:annotation>
48        </xsd:enumeration>
49        <xsd:enumeration value="3">
50            <xsd:annotation>
51                <xsd:documentation>UTF 8-bit</xsd:documentation>
52            </xsd:annotation>
53        </xsd:enumeration>
54    </xsd:restriction>
55</xsd:simpleType>
56<xsd:complexType name="CSICodeType">
57    <xsd:annotation>
58        <xsd:appinfo>
59            <i:Base i:namespace="http://niem.gov/niem/structures/2.0" i:name="Object"/>
60        </xsd:appinfo>
61    </xsd:annotation>
```



```
1     <xsd:simpleContent>
2       <xsd:extension base="ansi-nist:CSICodeSimpleType">
3         <xsd:attributeGroup ref="s:SimpleObjectAttributeGroup"/>
4       </xsd:extension>
5     </xsd:simpleContent>
6 </xsd:complexType>
7 <!-- ===== -->
8 <xsd:simpleType name="CSNCodeSimpleType">
9   <xsd:annotation>
10    <xsd:appinfo>
11      <i:Base i:namespace="http://niem.gov/niem/structures/2.0" i:name="Object"/>
12    </xsd:appinfo>
13  </xsd:annotation>
14  <xsd:restriction base="xsd:token">
15    <xsd:enumeration value="ASCII 7-bit English">
16      <xsd:annotation>
17        <xsd:documentation>American Standard Code for Information Interchange is a code
18 representing English characters as numbers</xsd:documentation>
19      </xsd:annotation>
20    </xsd:enumeration>
21    <xsd:enumeration value="ASCII 8-bit Latin">
22      <xsd:annotation>
23        <xsd:documentation>Larger character set of ASCII code to represent non-English
24 characters</xsd:documentation>
25      </xsd:annotation>
26    </xsd:enumeration>
27    <xsd:enumeration value="UNICODE 16-bit">
28      <xsd:annotation>
29        <xsd:documentation>Unicode provides a unique number for every character, no matter what
30 platform, program, and language</xsd:documentation>
31      </xsd:annotation>
32    </xsd:enumeration>
33    <xsd:enumeration value="UTF 8-bit">
34      <xsd:annotation>
35        <xsd:documentation>Unicode Transformation Format whose initial encoding is consistent with
36 ASCII</xsd:documentation>
37      </xsd:annotation>
38    </xsd:enumeration>
39  </xsd:restriction>
40 </xsd:simpleType>
41 <xsd:complexType name="CSNCodeType">
42   <xsd:annotation>
43     <xsd:appinfo>
44       <i:Base i:namespace="http://niem.gov/niem/structures/2.0" i:name="Object"/>
45     </xsd:appinfo>
46   </xsd:annotation>
47   <xsd:simpleContent>
48     <xsd:extension base="ansi-nist:CSNCodeSimpleType">
49       <xsd:attributeGroup ref="s:SimpleObjectAttributeGroup"/>
50     </xsd:extension>
51   </xsd:simpleContent>
52 </xsd:complexType>
53 <!-- ===== -->
54 <xsd:simpleType name="CSPCodeSimpleType">
55   <xsd:annotation>
56     <xsd:appinfo>
57       <i:Base i:namespace="http://niem.gov/niem/structures/2.0" i:name="Object"/>
58     </xsd:appinfo>
59   </xsd:annotation>
60   <xsd:restriction base="xsd:token">
61     <xsd:enumeration value="GRAY">
```

```

1      <xsd:annotation>
2          <xsd:documentation>Grayscale, monochrome</xsd:documentation>
3      </xsd:annotation>
4  </xsd:enumeration>
5  <xsd:enumeration value="RGB">
6      <xsd:annotation>
7          <xsd:documentation>Undetermined color space for an RGB image</xsd:documentation>
8      </xsd:annotation>
9  </xsd:enumeration>
10 <xsd:enumeration value="SRGB">
11     <xsd:annotation>
12         <xsd:documentation>sRGB IEC 61966-2-1</xsd:documentation>
13     </xsd:annotation>
14 </xsd:enumeration>
15 <xsd:enumeration value="SYCC">
16     <xsd:annotation>
17         <xsd:documentation>YCbCr JPEG 2000 compressed</xsd:documentation>
18     </xsd:annotation>
19 </xsd:enumeration>
20 <xsd:enumeration value="UNK">
21     <xsd:annotation>
22         <xsd:documentation>Undefined</xsd:documentation>
23     </xsd:annotation>
24 </xsd:enumeration>
25 <xsd:enumeration value="YCC">
26     <xsd:annotation>
27         <xsd:documentation>YCbCr legacy</xsd:documentation>
28     </xsd:annotation>
29 </xsd:enumeration>
30 </xsd:restriction>
31 </xsd:simpleType>
32 <xsd:complexType name="CSPCodeType">
33     <xsd:annotation>
34         <xsd:appinfo>
35             <i:Base i:namespace="http://niem.gov/niem/structures/2.0" i:name="Object"/>
36         </xsd:appinfo>
37     </xsd:annotation>
38     <xsd:simpleContent>
39         <xsd:extension base="ansi-nist:CSPCodeSimpleType">
40             <xsd:attributeGroup ref="s:SimpleObjectAttributeGroup"/>
41         </xsd:extension>
42     </xsd:simpleContent>
43 </xsd:complexType>
44 <!-- ===== -->
45 <xsd:complexType name="ContentRecordType">
46     <xsd:annotation>
47         <xsd:appinfo>
48             <i:Base i:namespace="http://niem.gov/niem/structures/2.0" i:name="Object"/>
49         </xsd:appinfo>
50     </xsd:annotation>
51     <xsd:complexContent>
52         <xsd:extension base="s:ComplexObjectType">
53             <xsd:sequence>
54                 <xsd:element ref="ansi-nist:ImageReferenceIdentification"/>
55                 <xsd:element ref="ansi-nist:RecordCategoryCode"/>
56             </xsd:sequence>
57         </xsd:extension>
58     </xsd:complexContent>
59 </xsd:complexType>
60 <!-- ===== -->
61 <xsd:simpleType name="DMMCodeSimpleType">

```

```
1 <xsd:annotation>
2 <xsd:appinfo>
3 <i:Base i:namespace="http://niem.gov/niem/structures/2.0" i:name="Object"/>
4 </xsd:appinfo>
5 </xsd:annotation>
6 <xsd:restriction base="xsd:token">
7 <xsd:enumeration value="ASSISTED">
8 <xsd:annotation>
9 <xsd:documentation>Assisted</xsd:documentation>
10 </xsd:annotation>
11 </xsd:enumeration>
12 <xsd:enumeration value="OBSERVED">
13 <xsd:annotation>
14 <xsd:documentation>Observed</xsd:documentation>
15 </xsd:annotation>
16 </xsd:enumeration>
17 <xsd:enumeration value="UNATTENDED">
18 <xsd:annotation>
19 <xsd:documentation>Unattended</xsd:documentation>
20 </xsd:annotation>
21 </xsd:enumeration>
22 <xsd:enumeration value="UNKNOWN">
23 <xsd:annotation>
24 <xsd:documentation>Unknown</xsd:documentation>
25 </xsd:annotation>
26 </xsd:enumeration>
27 </xsd:restriction>
28 </xsd:simpleType>
29 <xsd:complexType name="DMMCodeType">
30 <xsd:annotation>
31 <xsd:appinfo>
32 <i:Base i:namespace="http://niem.gov/niem/structures/2.0" i:name="Object"/>
33 </xsd:appinfo>
34 </xsd:annotation>
35 <xsd:simpleContent>
36 <xsd:extension base="ansi-nist:DMMCodeSimpleType">
37 <xsd:attributeGroup ref="s:SimpleObjectAttributeGroup"/>
38 </xsd:extension>
39 </xsd:simpleContent>
40 </xsd:complexType>
41 <!-- ===== -->
42 <xsd:simpleType name="FEFCCodeSimpleType">
43 <xsd:annotation>
44 <xsd:appinfo>
45 <i:Base i:namespace="http://niem.gov/niem/structures/2.0" i:name="Object"/>
46 </xsd:appinfo>
47 </xsd:annotation>
48 <xsd:restriction base="xsd:token">
49 <xsd:enumeration value="FV0">
50 <xsd:annotation>
51 <xsd:documentation>All fingers within EJI</xsd:documentation>
52 </xsd:annotation>
53 </xsd:enumeration>
54 <xsd:enumeration value="FV1">
55 <xsd:annotation>
56 <xsd:documentation>Single Full Finger View</xsd:documentation>
57 </xsd:annotation>
58 </xsd:enumeration>
59 <xsd:enumeration value="FV2">
60 <xsd:annotation>
61 <xsd:documentation>Single Full Finger View</xsd:documentation>
```

```
1      </xsd:annotation>
2    </xsd:enumeration>
3    <xsd:enumeration value="FV3">
4      <xsd:annotation>
5        <xsd:documentation>Single Full Finger View</xsd:documentation>
6      </xsd:annotation>
7    </xsd:enumeration>
8    <xsd:enumeration value="FV4">
9      <xsd:annotation>
10       <xsd:documentation>Single Full Finger View</xsd:documentation>
11     </xsd:annotation>
12   </xsd:enumeration>
13 </xsd:restriction>
14 </xsd:simpleType>
15 <xsd:complexType name="FEFCodeType">
16   <xsd:annotation>
17     <xsd:appinfo>
18       <i:Base i:namespace="http://niem.gov/niem/structures/2.0" i:name="Object"/>
19     </xsd:appinfo>
20   </xsd:annotation>
21   <xsd:simpleContent>
22     <xsd:extension base="ansi-nist:FEFCodeSimpleType">
23       <xsd:attributeGroup ref="s:SimpleObjectAttributeGroup"/>
24     </xsd:extension>
25   </xsd:simpleContent>
26 </xsd:complexType>
27 <!-- ===== -->
28 <xsd:simpleType name="FERCodeSimpleType">
29   <xsd:annotation>
30     <xsd:appinfo>
31       <i:Base i:namespace="http://niem.gov/niem/structures/2.0" i:name="Object"/>
32     </xsd:appinfo>
33   </xsd:annotation>
34   <xsd:restriction base="xsd:token">
35     <xsd:enumeration value="DST">
36       <xsd:annotation>
37         <xsd:documentation>Distal Segment</xsd:documentation>
38       </xsd:annotation>
39     </xsd:enumeration>
40     <xsd:enumeration value="EJI">
41       <xsd:annotation>
42         <xsd:documentation>Entire Joint Image</xsd:documentation>
43       </xsd:annotation>
44     </xsd:enumeration>
45     <xsd:enumeration value="FV1">
46       <xsd:annotation>
47         <xsd:documentation>Single Full Finger View</xsd:documentation>
48       </xsd:annotation>
49     </xsd:enumeration>
50     <xsd:enumeration value="FV2">
51       <xsd:annotation>
52         <xsd:documentation>Single Full Finger View</xsd:documentation>
53       </xsd:annotation>
54     </xsd:enumeration>
55     <xsd:enumeration value="FV3">
56       <xsd:annotation>
57         <xsd:documentation>Single Full Finger View</xsd:documentation>
58       </xsd:annotation>
59     </xsd:enumeration>
60     <xsd:enumeration value="FV4">
61       <xsd:annotation>
```

```
1         <xsd:documentation>Single Full Finger View</xsd:documentation>
2     </xsd:annotation>
3 </xsd:enumeration>
4 <xsd:enumeration value="MED">
5     <xsd:annotation>
6         <xsd:documentation>Medial Segment</xsd:documentation>
7     </xsd:annotation>
8 </xsd:enumeration>
9 <xsd:enumeration value="PRX">
10    <xsd:annotation>
11        <xsd:documentation>Proximal Segment</xsd:documentation>
12    </xsd:annotation>
13 </xsd:enumeration>
14 <xsd:enumeration value="TIP">
15    <xsd:annotation>
16        <xsd:documentation>Rolled Tip</xsd:documentation>
17    </xsd:annotation>
18 </xsd:enumeration>
19 </xsd:restriction>
20 </xsd:simpleType>
21 <xsd:complexType name="FERCodeType">
22     <xsd:annotation>
23         <xsd:appinfo>
24             <i:Base i:namespace="http://niem.gov/niem/structures/2.0" i:name="Object"/>
25         </xsd:appinfo>
26     </xsd:annotation>
27     <xsd:simpleContent>
28         <xsd:extension base="ansi-nist:FERCodeSimpleType">
29             <xsd:attributeGroup ref="s:SimpleObjectAttributeGroup"/>
30         </xsd:extension>
31     </xsd:simpleContent>
32 </xsd:complexType>
33 <!-- ===== -->
34 <xsd:simpleType name="FIDCodeSimpleType">
35     <xsd:annotation>
36         <xsd:appinfo>
37             <i:Base i:namespace="http://niem.gov/niem/structures/2.0" i:name="Object"/>
38         </xsd:appinfo>
39     </xsd:annotation>
40     <xsd:restriction base="xsd:token">
41         <xsd:enumeration value="0">
42             <xsd:annotation>
43                 <xsd:documentation>Undefined</xsd:documentation>
44             </xsd:annotation>
45         </xsd:enumeration>
46         <xsd:enumeration value="1">
47             <xsd:annotation>
48                 <xsd:documentation>Right eye</xsd:documentation>
49             </xsd:annotation>
50         </xsd:enumeration>
51         <xsd:enumeration value="2">
52             <xsd:annotation>
53                 <xsd:documentation>Left eye</xsd:documentation>
54             </xsd:annotation>
55         </xsd:enumeration>
56     </xsd:restriction>
57 </xsd:simpleType>
58 <xsd:complexType name="FIDCodeType">
59     <xsd:annotation>
60         <xsd:appinfo>
61             <i:Base i:namespace="http://niem.gov/niem/structures/2.0" i:name="Object"/>
```

```
1     </xsd:appinfo>
2 </xsd:annotation>
3 <xsd:simpleContent>
4     <xsd:extension base="ansi-nist:FIDCodeSimpleType">
5         <xsd:attributeGroup ref="s:SimpleObjectAttributeGroup"/>
6     </xsd:extension>
7 </xsd:simpleContent>
8 </xsd:complexType>
9 <!-- ===== -->
10 <xsd:simpleType name="FMTCCodeSimpleType">
11     <xsd:annotation>
12         <xsd:appinfo>
13             <i:Base i:namespace="http://niem.gov/niem/structures/2.0" i:name="Object"/>
14         </xsd:appinfo>
15     </xsd:annotation>
16     <xsd:restriction base="xsd:token">
17         <xsd:enumeration value="S">
18             <xsd:annotation>
19                 <xsd:documentation>Standard descriptions</xsd:documentation>
20             </xsd:annotation>
21         </xsd:enumeration>
22         <xsd:enumeration value="U">
23             <xsd:annotation>
24                 <xsd:documentation>Vendor specific, or M1-378 descriptions</xsd:documentation>
25             </xsd:annotation>
26         </xsd:enumeration>
27     </xsd:restriction>
28 </xsd:simpleType>
29 <xsd:complexType name="FMTCCodeType">
30     <xsd:annotation>
31         <xsd:appinfo>
32             <i:Base i:namespace="http://niem.gov/niem/structures/2.0" i:name="Object"/>
33         </xsd:appinfo>
34     </xsd:annotation>
35     <xsd:simpleContent>
36         <xsd:extension base="ansi-nist:FMTCCodeSimpleType">
37             <xsd:attributeGroup ref="s:SimpleObjectAttributeGroup"/>
38         </xsd:extension>
39     </xsd:simpleContent>
40 </xsd:complexType>
41 <!-- ===== -->
42 <xsd:simpleType name="FPCCCodeSimpleType">
43     <xsd:annotation>
44         <xsd:appinfo>
45             <i:Base i:namespace="http://niem.gov/niem/structures/2.0" i:name="Object"/>
46         </xsd:appinfo>
47     </xsd:annotation>
48     <xsd:restriction base="xsd:token">
49         <xsd:enumeration value="0">
50             <xsd:annotation>
51                 <xsd:documentation>Unknown, or every finger 1-10</xsd:documentation>
52             </xsd:annotation>
53         </xsd:enumeration>
54         <xsd:enumeration value="1">
55             <xsd:annotation>
56                 <xsd:documentation> Right thumb</xsd:documentation>
57             </xsd:annotation>
58         </xsd:enumeration>
59         <xsd:enumeration value="10">
60             <xsd:annotation>
61                 <xsd:documentation> Left little</xsd:documentation>
```

```
1     </xsd:annotation>
2 </xsd:enumeration>
3 <xsd:enumeration value="11">
4   <xsd:annotation>
5     <xsd:documentation> Plain right thumb</xsd:documentation>
6   </xsd:annotation>
7 </xsd:enumeration>
8 <xsd:enumeration value="12">
9   <xsd:annotation>
10    <xsd:documentation> Plain left thumb</xsd:documentation>
11  </xsd:annotation>
12 </xsd:enumeration>
13 <xsd:enumeration value="13">
14   <xsd:annotation>
15    <xsd:documentation> Plain right four</xsd:documentation>
16  </xsd:annotation>
17 </xsd:enumeration>
18 <xsd:enumeration value="14">
19   <xsd:annotation>
20    <xsd:documentation> Plain left four</xsd:documentation>
21  </xsd:annotation>
22 </xsd:enumeration>
23 <xsd:enumeration value="15">
24   <xsd:annotation>
25    <xsd:documentation> Left and right thumbs</xsd:documentation>
26  </xsd:annotation>
27 </xsd:enumeration>
28 <xsd:enumeration value="19">
29   <xsd:annotation>
30    <xsd:documentation> Complete friction ridge exemplars</xsd:documentation>
31  </xsd:annotation>
32 </xsd:enumeration>
33 <xsd:enumeration value="2">
34   <xsd:annotation>
35    <xsd:documentation> Right index</xsd:documentation>
36  </xsd:annotation>
37 </xsd:enumeration>
38 <xsd:enumeration value="255">
39   <xsd:annotation>
40    <xsd:documentation> Unused field value in record types 3-6</xsd:documentation>
41  </xsd:annotation>
42 </xsd:enumeration>
43 <xsd:enumeration value="3">
44   <xsd:annotation>
45    <xsd:documentation> Right middle</xsd:documentation>
46  </xsd:annotation>
47 </xsd:enumeration>
48 <xsd:enumeration value="4">
49   <xsd:annotation>
50    <xsd:documentation> Right ring</xsd:documentation>
51  </xsd:annotation>
52 </xsd:enumeration>
53 <xsd:enumeration value="5">
54   <xsd:annotation>
55    <xsd:documentation> Right little</xsd:documentation>
56  </xsd:annotation>
57 </xsd:enumeration>
58 <xsd:enumeration value="6">
59   <xsd:annotation>
60    <xsd:documentation> Left thumb</xsd:documentation>
61  </xsd:annotation>
```

```
1      </xsd:enumeration>
2      <xsd:enumeration value="7">
3          <xsd:annotation>
4              <xsd:documentation> Left index</xsd:documentation>
5          </xsd:annotation>
6      </xsd:enumeration>
7      <xsd:enumeration value="8">
8          <xsd:annotation>
9              <xsd:documentation> Left middle</xsd:documentation>
10         </xsd:annotation>
11     </xsd:enumeration>
12     <xsd:enumeration value="9">
13         <xsd:annotation>
14             <xsd:documentation> Left ring</xsd:documentation>
15         </xsd:annotation>
16     </xsd:enumeration>
17 </xsd:restriction>
18 </xsd:simpleType>
19 <xsd:complexType name="FPCCodeType">
20     <xsd:annotation>
21         <xsd:appinfo>
22             <i:Base i:namespace="http://niem.gov/niem/structures/2.0" i:name="Object"/>
23         </xsd:appinfo>
24     </xsd:annotation>
25     <xsd:simpleContent>
26         <xsd:extension base="ansi-nist:FPCCodeSimpleType">
27             <xsd:attributeGroup ref="s:SimpleObjectAttributeGroup"/>
28         </xsd:extension>
29     </xsd:simpleContent>
30 </xsd:complexType>
31 <!-- ===== -->
32 <xsd:complexType name="FaceImage3DPoseAngleType">
33     <xsd:annotation>
34         <xsd:appinfo>
35             <i:Base i:namespace="http://niem.gov/niem/structures/2.0" i:name="Object"/>
36         </xsd:appinfo>
37     </xsd:annotation>
38     <xsd:simpleContent>
39         <xsd:extension base="xsd:token">
40             <xsd:attributeGroup ref="s:SimpleObjectAttributeGroup"/>
41         </xsd:extension>
42     </xsd:simpleContent>
43 </xsd:complexType>
44 <!-- ===== -->
45 <xsd:complexType name="FaceImageAttributeType">
46     <xsd:annotation>
47         <xsd:appinfo>
48             <i:Base i:namespace="http://niem.gov/niem/structures/2.0" i:name="Object"/>
49         </xsd:appinfo>
50     </xsd:annotation>
51     <xsd:complexContent>
52         <xsd:extension base="s:ComplexObjectType">
53             <xsd:sequence>
54                 <xsd:element ref="ansi-nist:FaceImageAttributeAbstract" minOccurs="0"
55 maxOccurs="unbounded" />
56             </xsd:sequence>
57         </xsd:extension>
58     </xsd:complexContent>
59 </xsd:complexType>
60 <!-- ===== -->
61 <xsd:complexType name="FaceImageFeaturePointType">
```



```

1   <xsd:annotation>
2     <xsd:appinfo>
3       <i:Base i:namespace="http://niem.gov/niem/structures/2.0" i:name="Object" />
4     </xsd:appinfo>
5   </xsd:annotation>
6   <xsd:complexContent>
7     <xsd:extension base="s:ComplexObjectType">
8       <xsd:sequence>
9         <xsd:element ref="ansi-nist:FeaturePointHorizontalCoordinateValue" />
10        <xsd:element ref="ansi-nist:FeaturePointIdentification" />
11        <xsd:element ref="ansi-nist:FeaturePointCategory" />
12        <xsd:element ref="ansi-nist:FeaturePointVerticalCoordinateValue" />
13      </xsd:sequence>
14    </xsd:extension>
15  </xsd:complexContent>
16</xsd:complexType>
17<!-- ===== -->
18<xsd:complexType name="FaceImageType">
19  <xsd:annotation>
20    <xsd:appinfo>
21      <i:Base i:name="NISTImageType" />
22    </xsd:appinfo>
23  </xsd:annotation>
24  <xsd:complexContent>
25    <xsd:extension base="ansi-nist:NISTImageType">
26      <xsd:sequence>
27        <!-- =====fieldID="10.025"
28fieldMnemonic="SPA" == -->
29        <xsd:element ref="ansi-nist:FaceImage3DPoseAngle" minOccurs="0" />
30        <!-- =====fieldID="10.013"
31fieldMnemonic="SAP" == -->
32        <xsd:element ref="ansi-nist:FaceImageAcquisitionProfile" />
33        <!-- =====fieldID="10.022"
34fieldMnemonic="PXS" == -->
35        <xsd:element ref="ansi-nist:FaceImageAttribute" minOccurs="0" maxOccurs="unbounded" />
36        <!-- =====fieldID="10.026"
37fieldMnemonic="SXS" == -->
38        <xsd:element ref="ansi-nist:FaceImageDescription" minOccurs="0" maxOccurs="unbounded" />
39        <!-- =====fieldID="10.027"
40fieldMnemonic="SEC" == -->
41        <xsd:element ref="ansi-nist:FaceImageEyeColorAttribute" minOccurs="0" />
42        <!-- =====fieldID="10.029"
43fieldMnemonic="SFP" == -->
44        <xsd:element ref="ansi-nist:FaceImageFeaturePoint" minOccurs="0" maxOccurs="88" />
45        <!-- =====fieldID="10.028"
46fieldMnemonic="SHC" == -->
47        <xsd:element ref="ansi-nist:FaceImageHairColorAttribute" minOccurs="0" maxOccurs="2" />
48        <!-- =====fieldID="10.021"
49fieldMnemonic="POA" == -->
50        <xsd:element ref="ansi-nist:FaceImagePoseOffsetAngleMeasure" minOccurs="0" />
51        <!-- =====fieldID="10.020"
52fieldMnemonic="POS" == -->
53        <xsd:element ref="ansi-nist:FaceImageSubjectPose" minOccurs="0" />
54      </xsd:sequence>
55    </xsd:extension>
56  </xsd:complexContent>
57</xsd:complexType>
58<!-- ===== -->
59<xsd:complexType name="FingerprintImageMajorCasePrintType">
60  <xsd:annotation>
61    <xsd:appinfo>

```

```

1      <i:Base i:name="FingerprintType"/>
2      </xsd:appinfo>
3      </xsd:annotation>
4      <xsd:complexContent>
5          <xsd:extension base="ansi-nist:FingerprintType">
6              <xsd:sequence>
7                  <!-- =====fieldID="14.014"
8 fieldMnemonic="PPD" == -->
9                  <!-- ==FingerPositionCode is used from the base FingerprintType == -->
10                 <xsd:element ref="ansi-nist:MajorCasePrintCode" minOccurs="0" maxOccurs="unbounded"/>
11                 <!-- =====fieldID="14.015"
12 fieldMnemonic="PPC" == -->
13                 <xsd:element ref="ansi-nist:MajorCasePrintSegmentOffset" minOccurs="0"
14 maxOccurs="unbounded"/>
15                 <!-- =====not used
16 ===== -->
17                 <xsd:element ref="ansi-nist:MajorCasePrintText" minOccurs="0" maxOccurs="0"/>
18             </xsd:sequence>
19         </xsd:extension>
20     </xsd:complexContent>
21 </xsd:complexType>
22 <!-- ===== -->
23 <xsd:complexType name="FingerprintImageNISTQualityType">
24     <xsd:annotation>
25         <xsd:appinfo>
26             <i:Base i:name="FingerprintType"/>
27         </xsd:appinfo>
28     </xsd:annotation>
29     <xsd:complexContent>
30         <xsd:extension base="ansi-nist:FingerprintType">
31             <xsd:sequence>
32                 <xsd:element ref="ansi-nist:NISTQualityMeasure"/>
33             </xsd:sequence>
34         </xsd:extension>
35     </xsd:complexContent>
36 </xsd:complexType>
37 <!-- ===== -->
38 <xsd:complexType name="FingerprintImageQualityType">
39     <xsd:annotation>
40         <xsd:appinfo>
41             <i:Base i:name="FingerprintType"/>
42         </xsd:appinfo>
43     </xsd:annotation>
44     <xsd:complexContent>
45         <xsd:extension base="ansi-nist:FingerprintType">
46             <xsd:sequence>
47                 <xsd:element ref="ansi-nist:QualityAlgorithmProductIdentification"/>
48                 <xsd:element ref="ansi-nist:QualityAlgorithmVendorIdentification"/>
49                 <xsd:element ref="ansi-nist:QualityValue"/>
50             </xsd:sequence>
51         </xsd:extension>
52     </xsd:complexContent>
53 </xsd:complexType>
54 <!-- ===== -->
55 <!-- ansi-nist:FingerprintImageType has been replaced by itl:FingerprintImageType -->
56 <!-- ===== -->
57 <xsd:complexType name="FingerprintImageType">
58     <xsd:annotation>
59         <xsd:appinfo>
60             <i:Base i:name="NISTImageType"/>
61         </xsd:appinfo>

```

```

1     </xsd:annotation>
2     <xsd:complexContent>
3       <xsd:extension base="ansi-nist:NISTImageType">
4         <xsd:sequence>
5           <xsd:element ref="ansi-nist:FingerprintImageMajorCasePrint" minOccurs="0"
6 maxOccurs="unbounded"/>
7           <xsd:element ref="ansi-nist:FingerprintImagePosition" minOccurs="0"
8 maxOccurs="unbounded"/>
9           <xsd:element ref="ansi-nist:FingerprintImageSegmentationQuality" minOccurs="0"
10 maxOccurs="unbounded"/>
11          <xsd:element ref="ansi-nist:FingerprintImageImpressionCaptureCategory" minOccurs="0"
12 maxOccurs="unbounded"/>
13        </xsd:sequence>
14      </xsd:extension>
15    </xsd:complexContent>
16  </xsd:complexType>
17  <!-- ===== -->
18  <!-- Just as <ansi-nist:FingerprintType> is a base for <ansi-nist:FingerprintImageQualityType>, -
19 -->
20  <!-- the element below is a base for <itl:PalmpointImageQualityType, -->
21  <!-- ===== -->
22  <xsd:complexType name="FingerprintPalmImagePositionType">
23    <xsd:annotation>
24      <xsd:appinfo>
25        <i:Base i:name="FingerprintType"/>
26      </xsd:appinfo>
27    </xsd:annotation>
28    <xsd:complexContent>
29      <xsd:extension base="ansi-nist:FingerprintType">
30        <xsd:sequence>
31          <xsd:element ref="ansi-nist:PalmPosition" minOccurs="0" maxOccurs="unbounded"/>
32        </xsd:sequence>
33      </xsd:extension>
34    </xsd:complexContent>
35  </xsd:complexType>
36  <!-- ===== -->
37  <xsd:complexType name="FingerprintPatternType">
38    <xsd:annotation>
39      <xsd:appinfo>
40        <i:Base i:namespace="http://niem.gov/niem/structures/2.0" i:name="Object"/>
41      </xsd:appinfo>
42    </xsd:annotation>
43    <xsd:complexContent>
44      <xsd:extension base="s:ComplexObjectType">
45        <xsd:sequence>
46          <xsd:element ref="ansi-nist:PatternCodeSourceCode" minOccurs="0" maxOccurs="unbounded"/>
47          <xsd:element ref="ansi-nist:PatternCorePosition" minOccurs="0" maxOccurs="unbounded"/>
48          <xsd:element ref="ansi-nist:PatternDeltaPosition" minOccurs="0" maxOccurs="unbounded"/>
49          <xsd:element ref="ansi-nist:PatternNISTStandardText" minOccurs="0" maxOccurs="unbounded"/>
50          <xsd:element ref="ansi-nist:PatternUserText" minOccurs="0" maxOccurs="unbounded"/>
51        </xsd:sequence>
52      </xsd:extension>
53    </xsd:complexContent>
54  </xsd:complexType>
55  <!-- ===== -->
56  <xsd:complexType name="FingerprintType">
57    <xsd:annotation>
58      <xsd:appinfo>
59        <i:Base i:namespace="http://niem.gov/niem/structures/2.0" i:name="Object"/>
60      </xsd:appinfo>
61    </xsd:annotation>

```

```

1   <xsd:complexContent>
2     <xsd:extension base="s:ComplexObjectType">
3       <xsd:sequence>
4         <!-- =====Types 03-06
5 =====fieldMnemonic="FGP" == -->
6         <!-- =====fieldID="14.014"
7 fieldMnemonic="PPD" == -->
8         <!-- =====fieldID="14.022"
9 fieldMnemonic="NQM" == -->
10        <!-- =====fieldID="14.023"
11 fieldMnemonic="SQM" == -->
12        <!-- =====fieldID="14.024"
13 fieldMnemonic="FQM" == -->
14        <!-- ===<ansi-nist:MajorCasePrintSegmentOffset> is based on this type, but uses none of
15 the components == -->
16        <xsd:element ref="ansi-nist:FingerPositionCode" minOccurs="0" maxOccurs="unbounded"/>
17        <!-- =====not used
18 ===== -->
19        <xsd:element ref="ansi-nist:FingerPositionIndicator" minOccurs="0" maxOccurs="0"/>
20      </xsd:sequence>
21    </xsd:extension>
22  </xsd:complexContent>
23 </xsd:complexType>
24 <!-- ===== -->
25 <xsd:simpleType name="GCACodeSimpleType">
26   <xsd:annotation>
27     <xsd:appinfo>
28       <i:Base i:namespace="http://niem.gov/niem/structures/2.0" i:name="Object"/>
29     </xsd:appinfo>
30   </xsd:annotation>
31   <xsd:restriction base="xsd:token">
32     <xsd:enumeration value="0">
33       <xsd:annotation>
34         <xsd:documentation>NONE - Uncompressed</xsd:documentation>
35       </xsd:annotation>
36     </xsd:enumeration>
37     <xsd:enumeration value="1">
38       <xsd:annotation>
39         <xsd:documentation>WSQ - Wavelet Scalar Quantization</xsd:documentation>
40       </xsd:annotation>
41     </xsd:enumeration>
42     <xsd:enumeration value="2">
43       <xsd:annotation>
44         <xsd:documentation>JPEGB - Baseline mode of the JPEG algorithm used to compress an
45 image</xsd:documentation>
46       </xsd:annotation>
47     </xsd:enumeration>
48     <xsd:enumeration value="3">
49       <xsd:annotation>
50         <xsd:documentation>JPEGL - Lossless mode of the JPEG algorithm used to compress an
51 image</xsd:documentation>
52       </xsd:annotation>
53     </xsd:enumeration>
54     <xsd:enumeration value="4">
55       <xsd:annotation>
56         <xsd:documentation>JP2 - Lossy mode of the JPEG2000 algorithm used to compress an
57 image</xsd:documentation>
58       </xsd:annotation>
59     </xsd:enumeration>
60     <xsd:enumeration value="5">
61       <xsd:annotation>

```

```
1         <xsd:documentation>JP2L - Lossless mode of the JPEG2000 algorithm used to compress an
2 image</xsd:documentation>
3     </xsd:annotation>
4 </xsd:enumeration>
5 <xsd:enumeration value="6">
6     <xsd:annotation>
7         <xsd:documentation>PNG - Portable Network Graphics image format</xsd:documentation>
8     </xsd:annotation>
9 </xsd:enumeration>
10 </xsd:restriction>
11 </xsd:simpleType>
12 <xsd:complexType name="GCACodeType">
13     <xsd:annotation>
14         <xsd:appinfo>
15             <i:Base i:namespace="http://niem.gov/niem/structures/2.0" i:name="Object"/>
16         </xsd:appinfo>
17     </xsd:annotation>
18     <xsd:simpleContent>
19         <xsd:extension base="ansi-nist:GCACodeSimpleType">
20             <xsd:attributeGroup ref="s:SimpleObjectAttributeGroup"/>
21         </xsd:extension>
22     </xsd:simpleContent>
23 </xsd:complexType>
24 <!-- ===== -->
25 <xsd:simpleType name="ICTCodeSimpleType">
26     <xsd:annotation>
27         <xsd:appinfo>
28             <i:Base i:namespace="http://niem.gov/niem/structures/2.0" i:name="Object"/>
29         </xsd:appinfo>
30     </xsd:annotation>
31     <xsd:restriction base="xsd:token">
32         <xsd:enumeration value="0">
33             <xsd:annotation>
34                 <xsd:documentation>Undefined</xsd:documentation>
35             </xsd:annotation>
36         </xsd:enumeration>
37         <xsd:enumeration value="1">
38             <xsd:annotation>
39                 <xsd:documentation>Progressive</xsd:documentation>
40             </xsd:annotation>
41         </xsd:enumeration>
42         <xsd:enumeration value="2">
43             <xsd:annotation>
44                 <xsd:documentation>Interlace Frame</xsd:documentation>
45             </xsd:annotation>
46         </xsd:enumeration>
47         <xsd:enumeration value="3">
48             <xsd:annotation>
49                 <xsd:documentation>Interlace Field</xsd:documentation>
50             </xsd:annotation>
51         </xsd:enumeration>
52     </xsd:restriction>
53 </xsd:simpleType>
54 <xsd:complexType name="ICTCodeType">
55     <xsd:annotation>
56         <xsd:appinfo>
57             <i:Base i:namespace="http://niem.gov/niem/structures/2.0" i:name="Object"/>
58         </xsd:appinfo>
59     </xsd:annotation>
60     <xsd:simpleContent>
61         <xsd:extension base="ansi-nist:ICTCodeSimpleType">
```

```
1      <xsd:attributeGroup ref="s:SimpleObjectAttributeGroup"/>
2    </xsd:extension>
3  </xsd:simpleContent>
4 </xsd:complexType>
5 <!-- ===== -->
6 <xsd:simpleType name="IMPCodeSimpleType">
7   <xsd:annotation>
8     <xsd:appinfo>
9       <i:Base i:namespace="http://niem.gov/niem/structures/2.0" i:name="Object"/>
10    </xsd:appinfo>
11  </xsd:annotation>
12 <xsd:restriction base="xsd:token">
13   <xsd:enumeration value="0">
14     <xsd:annotation>
15       <xsd:documentation>Live-scan plain</xsd:documentation>
16     </xsd:annotation>
17   </xsd:enumeration>
18   <xsd:enumeration value="1">
19     <xsd:annotation>
20       <xsd:documentation>Live-scan rolled</xsd:documentation>
21     </xsd:annotation>
22   </xsd:enumeration>
23   <xsd:enumeration value="10">
24     <xsd:annotation>
25       <xsd:documentation>Live-scan palm</xsd:documentation>
26     </xsd:annotation>
27   </xsd:enumeration>
28   <xsd:enumeration value="11">
29     <xsd:annotation>
30       <xsd:documentation>NonLive-scan palm</xsd:documentation>
31     </xsd:annotation>
32   </xsd:enumeration>
33   <xsd:enumeration value="12">
34     <xsd:annotation>
35       <xsd:documentation>Latent palm impression</xsd:documentation>
36     </xsd:annotation>
37   </xsd:enumeration>
38   <xsd:enumeration value="13">
39     <xsd:annotation>
40       <xsd:documentation>Latent palm tracing</xsd:documentation>
41     </xsd:annotation>
42   </xsd:enumeration>
43   <xsd:enumeration value="14">
44     <xsd:annotation>
45       <xsd:documentation>Latent palm photo</xsd:documentation>
46     </xsd:annotation>
47   </xsd:enumeration>
48   <xsd:enumeration value="15">
49     <xsd:annotation>
50       <xsd:documentation>Latent palm lift</xsd:documentation>
51     </xsd:annotation>
52   </xsd:enumeration>
53   <xsd:enumeration value="2">
54     <xsd:annotation>
55       <xsd:documentation>NonLive-scan plain</xsd:documentation>
56     </xsd:annotation>
57   </xsd:enumeration>
58   <xsd:enumeration value="20">
59     <xsd:annotation>
60       <xsd:documentation>Live-scan optical contact plain</xsd:documentation>
61     </xsd:annotation>
```

```
1 </xsd:enumeration>
2 <xsd:enumeration value="21">
3   <xsd:annotation>
4     <xsd:documentation>Live-scan optical contact rolled </xsd:documentation>
5   </xsd:annotation>
6 </xsd:enumeration>
7 <xsd:enumeration value="22">
8   <xsd:annotation>
9     <xsd:documentation>Live-scan non-optical contact plain</xsd:documentation>
10  </xsd:annotation>
11 </xsd:enumeration>
12 <xsd:enumeration value="23">
13   <xsd:annotation>
14     <xsd:documentation>Live-scan non-optical contact rolled</xsd:documentation>
15   </xsd:annotation>
16 </xsd:enumeration>
17 <xsd:enumeration value="24">
18   <xsd:annotation>
19     <xsd:documentation>Live-scan optical contactless plain</xsd:documentation>
20   </xsd:annotation>
21 </xsd:enumeration>
22 <xsd:enumeration value="25">
23   <xsd:annotation>
24     <xsd:documentation>Live-scan optical contactless rolled </xsd:documentation>
25   </xsd:annotation>
26 </xsd:enumeration>
27 <xsd:enumeration value="26">
28   <xsd:annotation>
29     <xsd:documentation>Live-scan non-optical contactless plain</xsd:documentation>
30   </xsd:annotation>
31 </xsd:enumeration>
32 <xsd:enumeration value="27">
33   <xsd:annotation>
34     <xsd:documentation>Live-scan non-optical contactless rolled</xsd:documentation>
35   </xsd:annotation>
36 </xsd:enumeration>
37 <xsd:enumeration value="28">
38   <xsd:annotation>
39     <xsd:documentation>Other</xsd:documentation>
40   </xsd:annotation>
41 </xsd:enumeration>
42 <xsd:enumeration value="29">
43   <xsd:annotation>
44     <xsd:documentation>Unknown</xsd:documentation>
45   </xsd:annotation>
46 </xsd:enumeration>
47 <xsd:enumeration value="3">
48   <xsd:annotation>
49     <xsd:documentation>NonLive-scan rolled</xsd:documentation>
50   </xsd:annotation>
51 </xsd:enumeration>
52 <xsd:enumeration value="4">
53   <xsd:annotation>
54     <xsd:documentation>Latent impression</xsd:documentation>
55   </xsd:annotation>
56 </xsd:enumeration>
57 <xsd:enumeration value="5">
58   <xsd:annotation>
59     <xsd:documentation>Latent tracing</xsd:documentation>
60   </xsd:annotation>
61 </xsd:enumeration>
```

```
1      <xsd:enumeration value="6">
2        <xsd:annotation>
3          <xsd:documentation>Latent photo</xsd:documentation>
4        </xsd:annotation>
5      </xsd:enumeration>
6      <xsd:enumeration value="7">
7        <xsd:annotation>
8          <xsd:documentation>Latent lift</xsd:documentation>
9        </xsd:annotation>
10     </xsd:enumeration>
11     <xsd:enumeration value="8">
12       <xsd:annotation>
13         <xsd:documentation>Live-scan vertical swipe</xsd:documentation>
14       </xsd:annotation>
15     </xsd:enumeration>
16   </xsd:restriction>
17 </xsd:simpleType>
18 <xsd:complexType name="IMPCodeType">
19   <xsd:annotation>
20     <xsd:appinfo>
21       <i:Base i:namespace="http://niem.gov/niem/structures/2.0" i:name="Object"/>
22     </xsd:appinfo>
23   </xsd:annotation>
24   <xsd:simpleContent>
25     <xsd:extension base="ansi-nist:IMPCodeSimpleType">
26       <xsd:attributeGroup ref="s:SimpleObjectAttributeGroup"/>
27     </xsd:extension>
28   </xsd:simpleContent>
29 </xsd:complexType>
30 <!-- ===== -->
31 <xsd:simpleType name="IMTCodeSimpleType">
32   <xsd:annotation>
33     <xsd:appinfo>
34       <i:Base i:namespace="http://niem.gov/niem/structures/2.0" i:name="Object"/>
35     </xsd:appinfo>
36   </xsd:annotation>
37   <xsd:restriction base="xsd:token">
38     <xsd:enumeration value="FACE">
39       <xsd:annotation>
40         <xsd:documentation>Face</xsd:documentation>
41       </xsd:annotation>
42     </xsd:enumeration>
43     <xsd:enumeration value="MARK">
44       <xsd:annotation>
45         <xsd:documentation>Mark</xsd:documentation>
46       </xsd:annotation>
47     </xsd:enumeration>
48     <xsd:enumeration value="SCAR">
49       <xsd:annotation>
50         <xsd:documentation>Scar</xsd:documentation>
51       </xsd:annotation>
52     </xsd:enumeration>
53     <xsd:enumeration value="TATTOO">
54       <xsd:annotation>
55         <xsd:documentation>Tattoo</xsd:documentation>
56       </xsd:annotation>
57     </xsd:enumeration>
58   </xsd:restriction>
59 </xsd:simpleType>
60 <xsd:complexType name="IMTCodeType">
61   <xsd:annotation>
```



```
1      <xsd:appinfo>
2        <i:Base i:namespace="http://niem.gov/niem/structures/2.0" i:name="Object"/>
3      </xsd:appinfo>
4    </xsd:annotation>
5    <xsd:simpleContent>
6      <xsd:extension base="ansi-nist:IMTCodeSimpleType">
7        <xsd:attributeGroup ref="s:SimpleObjectAttributeGroup"/>
8      </xsd:extension>
9    </xsd:simpleContent>
10 </xsd:complexType>
11 <!-- ===== -->
12 <xsd:simpleType name="IOCCCodeSimpleType">
13   <xsd:annotation>
14     <xsd:appinfo>
15       <i:Base i:namespace="http://niem.gov/niem/structures/2.0" i:name="Object"/>
16     </xsd:appinfo>
17   </xsd:annotation>
18   <xsd:restriction base="xsd:token">
19     <xsd:enumeration value="0">
20       <xsd:annotation>
21         <xsd:documentation>Undefined</xsd:documentation>
22       </xsd:annotation>
23     </xsd:enumeration>
24     <xsd:enumeration value="1">
25       <xsd:annotation>
26         <xsd:documentation>Base</xsd:documentation>
27       </xsd:annotation>
28     </xsd:enumeration>
29     <xsd:enumeration value="2">
30       <xsd:annotation>
31         <xsd:documentation>Flipped</xsd:documentation>
32       </xsd:annotation>
33     </xsd:enumeration>
34   </xsd:restriction>
35 </xsd:simpleType>
36 <xsd:complexType name="IOCCCodeType">
37   <xsd:annotation>
38     <xsd:appinfo>
39       <i:Base i:namespace="http://niem.gov/niem/structures/2.0" i:name="Object"/>
40     </xsd:appinfo>
41   </xsd:annotation>
42   <xsd:simpleContent>
43     <xsd:extension base="ansi-nist:IOCCCodeSimpleType">
44       <xsd:attributeGroup ref="s:SimpleObjectAttributeGroup"/>
45     </xsd:extension>
46   </xsd:simpleContent>
47 </xsd:complexType>
48 <!-- ===== -->
49 <xsd:simpleType name="IRTCCodeSimpleType">
50   <xsd:annotation>
51     <xsd:appinfo>
52       <i:Base i:namespace="http://niem.gov/niem/structures/2.0" i:name="Object"/>
53     </xsd:appinfo>
54   </xsd:annotation>
55   <xsd:restriction base="xsd:token">
56     <xsd:enumeration value="1">
57       <xsd:annotation>
58         <xsd:documentation>Transaction information - ASCII</xsd:documentation>
59       </xsd:annotation>
60     </xsd:enumeration>
61     <xsd:enumeration value="10">
```

```
1      <xsd:annotation>
2      <xsd:documentation>Facial & SMT image - ASCII/Binary</xsd:documentation>
3      </xsd:annotation>
4    </xsd:enumeration>
5    <xsd:enumeration value="13">
6      <xsd:annotation>
7      <xsd:documentation>Variable-resolution latent image - ASCII/Binary</xsd:documentation>
8      </xsd:annotation>
9    </xsd:enumeration>
10   <xsd:enumeration value="14">
11     <xsd:annotation>
12     <xsd:documentation>Variable-resolution fingerprint image -
13 ASCII/Binary</xsd:documentation>
14     </xsd:annotation>
15   </xsd:enumeration>
16   <xsd:enumeration value="15">
17     <xsd:annotation>
18     <xsd:documentation>Variable-resolution palmprint Image - ASCII/Binary</xsd:documentation>
19     </xsd:annotation>
20   </xsd:enumeration>
21   <xsd:enumeration value="16">
22     <xsd:annotation>
23     <xsd:documentation>User-defined variable-resolution testing Image -
24 ASCII/Binary</xsd:documentation>
25     </xsd:annotation>
26   </xsd:enumeration>
27   <xsd:enumeration value="17">
28     <xsd:annotation>
29     <xsd:documentation>Iris image - ASCII/Binary</xsd:documentation>
30     </xsd:annotation>
31   </xsd:enumeration>
32   <xsd:enumeration value="2">
33     <xsd:annotation>
34     <xsd:documentation>User-defined descriptive text - ASCII</xsd:documentation>
35     </xsd:annotation>
36   </xsd:enumeration>
37   <xsd:enumeration value="3">
38     <xsd:annotation>
39     <xsd:documentation>Low-resolution grayscale fingerprint image - Binary</xsd:documentation>
40     </xsd:annotation>
41   </xsd:enumeration>
42   <xsd:enumeration value="4">
43     <xsd:annotation>
44     <xsd:documentation>High-resolution grayscale fingerprint image -
45 Binary</xsd:documentation>
46     </xsd:annotation>
47   </xsd:enumeration>
48   <xsd:enumeration value="5">
49     <xsd:annotation>
50     <xsd:documentation>Low-resolution binary fingerprint image - Binary</xsd:documentation>
51     </xsd:annotation>
52   </xsd:enumeration>
53   <xsd:enumeration value="6">
54     <xsd:annotation>
55     <xsd:documentation>High-resolution binary fingerprint image - Binary</xsd:documentation>
56     </xsd:annotation>
57   </xsd:enumeration>
58   <xsd:enumeration value="7">
59     <xsd:annotation>
60     <xsd:documentation>User-defined image - Binary</xsd:documentation>
61     </xsd:annotation>
```

```

1      </xsd:enumeration>
2      <xsd:enumeration value="8">
3          <xsd:annotation>
4              <xsd:documentation>Signature image - Binary</xsd:documentation>
5          </xsd:annotation>
6      </xsd:enumeration>
7      <xsd:enumeration value="9">
8          <xsd:annotation>
9              <xsd:documentation>Minutiae data - ASCII</xsd:documentation>
10         </xsd:annotation>
11     </xsd:enumeration>
12     <xsd:enumeration value="99">
13         <xsd:annotation>
14             <xsd:documentation>CBEFF Biometric data record - ASCII/Binary</xsd:documentation>
15         </xsd:annotation>
16     </xsd:enumeration>
17 </xsd:restriction>
18 </xsd:simpleType>
19 <xsd:complexType name="IRTCODEType">
20     <xsd:annotation>
21         <xsd:appinfo>
22             <i:Base i:namespace="http://niem.gov/niem/structures/2.0" i:name="Object"/>
23         </xsd:appinfo>
24     </xsd:annotation>
25     <xsd:simpleContent>
26         <xsd:extension base="ansi-nist:IRTCODESimpleType">
27             <xsd:attributeGroup ref="s:SimpleObjectAttributeGroup"/>
28         </xsd:extension>
29     </xsd:simpleContent>
30 </xsd:complexType>
31 <!-- ===== -->
32 <xsd:simpleType name="ISRCODESimpleType">
33     <xsd:annotation>
34         <xsd:appinfo>
35             <i:Base i:namespace="http://niem.gov/niem/structures/2.0" i:name="Object"/>
36         </xsd:appinfo>
37     </xsd:annotation>
38     <xsd:restriction base="xsd:token">
39         <xsd:enumeration value="0">
40             <xsd:annotation>
41                 <xsd:documentation>Types 3 and 5, half minimum; Types 4, 6 and 8, minimum; Type 8
42 vector</xsd:documentation>
43             </xsd:annotation>
44         </xsd:enumeration>
45         <xsd:enumeration value="1">
46             <xsd:annotation>
47                 <xsd:documentation>Types 3 and 5, half native; Types 4, 6, and 8 native
48 </xsd:documentation>
49             </xsd:annotation>
50         </xsd:enumeration>
51     </xsd:restriction>
52 </xsd:simpleType>
53 <xsd:complexType name="ISRCODEType">
54     <xsd:annotation>
55         <xsd:appinfo>
56             <i:Base i:namespace="http://niem.gov/niem/structures/2.0" i:name="Object"/>
57         </xsd:appinfo>
58     </xsd:annotation>
59     <xsd:simpleContent>
60         <xsd:extension base="ansi-nist:ISRCODESimpleType">
61             <xsd:attributeGroup ref="s:SimpleObjectAttributeGroup"/>

```

```

1     </xsd:extension>
2     </xsd:simpleContent>
3 </xsd:complexType>
4 <!-- ===== -->
5 <xsd:complexType name="IdentificationRangeType">
6     <xsd:annotation>
7         <xsd:appinfo>
8             <i:Base i:namespace="http://niem.gov/niem/structures/2.0" i:name="Object"/>
9         </xsd:appinfo>
10    </xsd:annotation>
11    <xsd:complexContent>
12        <xsd:extension base="s:ComplexObjectType">
13            <xsd:sequence>
14                <xsd:element ref="ansi-nist:MaximumRangeIdentification" minOccurs="0"
15maxOccurs="unbounded"/>
16                <xsd:element ref="ansi-nist:MinimumRangeIdentification" minOccurs="0"
17maxOccurs="unbounded"/>
18            </xsd:sequence>
19        </xsd:extension>
20    </xsd:complexContent>
21 </xsd:complexType>
22 <!-- ===== -->
23 <xsd:complexType name="ImageCaptureType">
24     <xsd:annotation>
25         <xsd:appinfo>
26             <i:Base i:namespace="http://niem.gov/niem/structures/2.0" i:name="Object"/>
27         </xsd:appinfo>
28    </xsd:annotation>
29    <xsd:complexContent>
30        <xsd:extension base="s:ComplexObjectType">
31            <xsd:sequence>
32                <!-- =====fieldID="10.005"
33fieldMnemonic="PHD" == -->
34                <!-- =====fieldID="13.005"
35fieldMnemonic="LCD" == -->
36                <!-- =====fieldID="14.005"
37fieldMnemonic="FCD" == -->
38                <!-- =====fieldID="15.005"
39fieldMnemonic="PCD" == -->
40                <!-- =====fieldID="16.005"
41fieldMnemonic="UTD" == -->
42                <!-- =====fieldID="17.005"
43fieldMnemonic="ICD" == -->
44                <!-- =====fieldID="99.005"
45fieldMnemonic="BCD" == -->
46                <xsd:element ref="ansi-nist:CaptureDate" minOccurs="0"/>
47                <!-- =====not used
48===== -->
49                <xsd:element ref="ansi-nist:CaptureDescription" minOccurs="0" maxOccurs="0"/>
50                <!-- =====fieldID="17.018"
51fieldMnemonic="GUI" == -->
52                <xsd:element ref="ansi-nist:CaptureDeviceGlobalIdentification" minOccurs="0"/>
53                <!-- =====fieldID="17.017"
54fieldMnemonic="DUI" == -->
55                <xsd:element ref="ansi-nist:CaptureDeviceIdentification" minOccurs="0"/>
56                <!-- =====fieldID="17.019"
57fieldMnemonic="MMS" == -->
58                <xsd:element ref="ansi-nist:CaptureDeviceMakeText" minOccurs="0"/>
59                <xsd:element ref="ansi-nist:CaptureDeviceModelText" minOccurs="0"/>
60                <xsd:element ref="ansi-nist:CaptureDeviceSerialNumberText" minOccurs="0"/>

```

```

1      <!-- =====fieldID="XX.016"
2 fieldMnemonic="SHPS" == -->
3      <xsd:element ref="ansi-nist:CaptureHorizontalPixelDensityValue" minOccurs="0"/>
4      <!-- =====fieldID="XX.004"
5 fieldMnemonic="SRC" == -->
6      <xsd:element ref="ansi-nist:CaptureOrganization" minOccurs="0"/>
7      <!--
8 =====fieldMnemonic="ISR" == -->
9      <xsd:element ref="ansi-nist:CaptureResolution" minOccurs="0"/>
10     <!-- =====fieldID="10.023"
11 fieldMnemonic="PAS" == -->
12     <xsd:element ref="ansi-nist:CaptureSource" minOccurs="0"/>
13     <!-- =====fieldID="XX.017"
14 fieldMnemonic="SVPS" == -->
15     <xsd:element ref="ansi-nist:CaptureVerticalPixelDensityValue" minOccurs="0"/>
16     <!-- =====fieldID="XX.030"
17 fieldMnemonic="DMM" == -->
18     <xsd:element ref="ansi-nist:CaptureDeviceMonitoringMode" minOccurs="0"/>
19     </xsd:sequence>
20 </xsd:extension>
21 </xsd:complexContent>
22 </xsd:complexType>
23 <!-- ===== -->
24 <xsd:complexType name="ImageQualityType">
25     <xsd:annotation>
26     <xsd:appinfo>
27     <i:Base i:namespace="http://niem.gov/niem/structures/2.0" i:name="Object"/>
28     </xsd:appinfo>
29     </xsd:annotation>
30     <xsd:complexContent>
31     <xsd:extension base="s:ComplexObjectType">
32     <xsd:sequence>
33     <xsd:element ref="ansi-nist:QualityAlgorithmProductIdentification" minOccurs="0"
34 maxOccurs="unbounded"/>
35     <xsd:element ref="ansi-nist:QualityValue" minOccurs="0" maxOccurs="unbounded"/>
36     <xsd:element ref="ansi-nist:QualityMeasureVendorIdentification" minOccurs="0"
37 maxOccurs="unbounded"/>
38     </xsd:sequence>
39     </xsd:extension>
40     </xsd:complexContent>
41 </xsd:complexType>
42 <!-- ===== -->
43 <xsd:simpleType name="IndicatorCodeSimpleType">
44     <xsd:annotation>
45     <xsd:appinfo>
46     <i:Base i:namespace="http://niem.gov/niem/structures/2.0" i:name="Object"/>
47     </xsd:appinfo>
48     </xsd:annotation>
49     <xsd:restriction base="xsd:token">
50     <xsd:enumeration value="false ">
51     <xsd:annotation>
52     <xsd:documentation>Indicates the record does not meet the
53 specification</xsd:documentation>
54     </xsd:annotation>
55     </xsd:enumeration>
56     <xsd:enumeration value="true ">
57     <xsd:annotation>
58     <xsd:documentation>Indicates the record meets the specification</xsd:documentation>
59     </xsd:annotation>
60     </xsd:enumeration>
61     <xsd:enumeration value="unknown">

```

```

1      <xsd:annotation>
2      <xsd:documentation>Indicates it is not known if the record meets the
3 specification</xsd:documentation>
4      </xsd:annotation>
5      </xsd:enumeration>
6      </xsd:restriction>
7      </xsd:simpleType>
8      <xsd:complexType name="IndicatorCodeType">
9      <xsd:annotation>
10     <xsd:appinfo>
11       <i:Base i:namespace="http://niem.gov/niem/structures/2.0" i:name="Object"/>
12     </xsd:appinfo>
13   </xsd:annotation>
14   <xsd:simpleContent>
15     <xsd:extension base="ansi-nist:IndicatorCodeSimpleType">
16       <xsd:attributeGroup ref="s:SimpleObjectAttributeGroup"/>
17     </xsd:extension>
18   </xsd:simpleContent>
19 </xsd:complexType>
20 <!-- ===== -->
21 <xsd:complexType name="IrisImageCaptureType">
22   <xsd:annotation>
23     <xsd:appinfo>
24       <i:Base i:name="ImageCaptureType"/>
25     </xsd:appinfo>
26   </xsd:annotation>
27   <xsd:complexContent>
28     <xsd:extension base="ansi-nist:ImageCaptureType">
29       <xsd:sequence>
30         <!-- =====fieldID="17.016"
31 fieldMnemonic="IPC" == -->
32         <xsd:element ref="ansi-nist:IrisImageHorizontalOrientation" minOccurs="0"/>
33         <xsd:element ref="ansi-nist:IrisImageScanCategory" minOccurs="0"/>
34         <xsd:element ref="ansi-nist:IrisImageVerticalOrientation" minOccurs="0"/>
35       </xsd:sequence>
36     </xsd:extension>
37   </xsd:complexContent>
38 </xsd:complexType>
39 <!-- ===== -->
40 <!-- ansi-nist:IrisImageType has been replaced by itl:IrisImageType -->
41 <!-- ===== -->
42 <xsd:complexType name="IrisImageType">
43   <xsd:annotation>
44     <xsd:appinfo>
45       <i:Base i:name="NISTImageType"/>
46     </xsd:appinfo>
47   </xsd:annotation>
48   <xsd:complexContent>
49     <xsd:extension base="ansi-nist:NISTImageType">
50       <xsd:sequence>
51         <xsd:element ref="ansi-nist:IrisEyeColorAttributeCode" minOccurs="0"
52 maxOccurs="unbounded"/>
53         <xsd:element ref="ansi-nist:IrisEyePosition" minOccurs="0" maxOccurs="unbounded"/>
54         <xsd:element ref="ansi-nist:IrisEyeRotationAngleMeasure" minOccurs="0"
55 maxOccurs="unbounded"/>
56         <xsd:element ref="ansi-nist:IrisEyeRotationUncertaintyValueText" minOccurs="0"
57 maxOccurs="unbounded"/>
58         <xsd:element ref="ansi-nist:IrisImageAcquisitionLightingSpectrumValue" minOccurs="0"
59 maxOccurs="unbounded"/>
60         <xsd:element ref="ansi-nist:IrisImageCapture" minOccurs="0" maxOccurs="unbounded"/>
61       </xsd:sequence>

```

```
1     </xsd:extension>
2   </xsd:complexContent>
3 </xsd:complexType>
4 <!-- ===== -->
5 <xsd:simpleType name="MILCodeSimpleType">
6   <xsd:annotation>
7     <xsd:appinfo>
8       <i:Base i:namespace="http://niem.gov/niem/structures/2.0" i:name="Object"/>
9     </xsd:appinfo>
10  </xsd:annotation>
11 <xsd:restriction base="xsd:token">
12   <xsd:enumeration value="A">
13     <xsd:annotation>
14       <xsd:documentation>Army</xsd:documentation>
15     </xsd:annotation>
16   </xsd:enumeration>
17   <xsd:enumeration value="F">
18     <xsd:annotation>
19       <xsd:documentation>Air Force</xsd:documentation>
20     </xsd:annotation>
21   </xsd:enumeration>
22   <xsd:enumeration value="G">
23     <xsd:annotation>
24       <xsd:documentation>Coast Guard</xsd:documentation>
25     </xsd:annotation>
26   </xsd:enumeration>
27   <xsd:enumeration value="M">
28     <xsd:annotation>
29       <xsd:documentation>Marines</xsd:documentation>
30     </xsd:annotation>
31   </xsd:enumeration>
32   <xsd:enumeration value="N">
33     <xsd:annotation>
34       <xsd:documentation>Navy</xsd:documentation>
35     </xsd:annotation>
36   </xsd:enumeration>
37 </xsd:restriction>
38 </xsd:simpleType>
39 <xsd:complexType name="MILCodeType">
40   <xsd:annotation>
41     <xsd:appinfo>
42       <i:Base i:namespace="http://niem.gov/niem/structures/2.0" i:name="Object"/>
43     </xsd:appinfo>
44   </xsd:annotation>
45   <xsd:simpleContent>
46     <xsd:extension base="ansi-nist:MILCodeSimpleType">
47       <xsd:attributeGroup ref="s:SimpleObjectAttributeGroup"/>
48     </xsd:extension>
49   </xsd:simpleContent>
50 </xsd:complexType>
51 <!-- ===== -->
52 <xsd:simpleType name="MTCCodeSimpleType">
53   <xsd:annotation>
54     <xsd:appinfo>
55       <i:Base i:namespace="http://niem.gov/niem/structures/2.0" i:name="Object"/>
56     </xsd:appinfo>
57   </xsd:annotation>
58   <xsd:restriction base="xsd:token">
59     <xsd:enumeration value="A">
60       <xsd:annotation>
61         <xsd:documentation>Ridge ending</xsd:documentation>
```

```

1      </xsd:annotation>
2    </xsd:enumeration>
3    <xsd:enumeration value="B">
4      <xsd:annotation>
5        <xsd:documentation>Bifurcation</xsd:documentation>
6      </xsd:annotation>
7    </xsd:enumeration>
8    <xsd:enumeration value="C">
9      <xsd:annotation>
10       <xsd:documentation>Compound</xsd:documentation>
11     </xsd:annotation>
12   </xsd:enumeration>
13   <xsd:enumeration value="D">
14     <xsd:annotation>
15       <xsd:documentation>Undetermined</xsd:documentation>
16     </xsd:annotation>
17   </xsd:enumeration>
18 </xsd:restriction>
19 </xsd:simpleType>
20 <xsd:complexType name="MTCCodeType">
21   <xsd:annotation>
22     <xsd:appinfo>
23       <i:Base i:namespace="http://niem.gov/niem/structures/2.0" i:name="Object"/>
24     </xsd:appinfo>
25   </xsd:annotation>
26   <xsd:simpleContent>
27     <xsd:extension base="ansi-nist:MTCCodeSimpleType">
28       <xsd:attributeGroup ref="s:SimpleObjectAttributeGroup"/>
29     </xsd:extension>
30   </xsd:simpleContent>
31 </xsd:complexType>
32 <!-- ===== -->
33 <xsd:complexType name="MajorCasePrintSegmentOffsetType">
34   <xsd:annotation>
35     <xsd:appinfo>
36       <i:Base i:name="FingerprintType"/>
37     </xsd:appinfo>
38   </xsd:annotation>
39   <xsd:complexContent>
40     <xsd:extension base="ansi-nist:FingerprintType">
41       <xsd:sequence>
42         <xsd:element ref="ansi-nist:SegmentBottomVerticalCoordinateValue"/>
43         <xsd:element ref="ansi-nist:SegmentLocationCode"/>
44         <xsd:element ref="ansi-nist:SegmentFingerViewCode"/>
45         <!-- =====not used===== -->
46         <xsd:element ref="ansi-nist:SegmentFingerText" minOccurs="0" maxOccurs="0"/>
47         <!-- ===== -->
48         <xsd:element ref="ansi-nist:SegmentLeftHorizontalCoordinateValue"/>
49         <xsd:element ref="ansi-nist:SegmentRightHorizontalCoordinateValue"/>
50         <!-- =====not used===== -->
51         <xsd:element ref="ansi-nist:SegmentText" minOccurs="0" maxOccurs="0"/>
52         <!-- ===== -->
53         <xsd:element ref="ansi-nist:SegmentTopVerticalCoordinateValue"/>
54       </xsd:sequence>
55     </xsd:extension>
56   </xsd:complexContent>
57 </xsd:complexType>
58 <!-- ===== -->
59 <!-- =====not used===== -->
60 <!-- =====replaced, mainly by itl:MinutiaType ===== -->
61 <!-- ===== -->

```



```
1 <xsd:complexType name="MinutiaPositionType">
2 <xsd:annotation>
3 <xsd:appinfo>
4 <i:Base i:namespace="http://niem.gov/niem/structures/2.0" i:name="Object"/>
5 </xsd:appinfo>
6 </xsd:annotation>
7 <xsd:complexContent>
8 <xsd:extension base="s:ComplexObjectType">
9 <xsd:sequence>
10 <xsd:element ref="ansi-nist:PositionBottomCoordinateValue" minOccurs="0"
11 maxOccurs="unbounded"/>
12 <xsd:element ref="ansi-nist:PositionDirectionDegreeValue" minOccurs="0"
13 maxOccurs="unbounded"/>
14 <xsd:element ref="ansi-nist:PositionHorizontalCoordinateValue" minOccurs="0"
15 maxOccurs="unbounded"/>
16 <xsd:element ref="ansi-nist:PositionThetaAngleMeasure" minOccurs="0"
17 maxOccurs="unbounded"/>
18 <xsd:element ref="ansi-nist:PositionTopCoordinateValue" minOccurs="0"
19 maxOccurs="unbounded"/>
20 <xsd:element ref="ansi-nist:PositionUncertaintyValue" minOccurs="0"
21 maxOccurs="unbounded"/>
22 <xsd:element ref="ansi-nist:PositionVerticalCoordinateValue" minOccurs="0"
23 maxOccurs="unbounded"/>
24 </xsd:sequence>
25 </xsd:extension>
26 </xsd:complexContent>
27 </xsd:complexType>
28 <!-- ===== -->
29 <xsd:complexType name="MinutiaRidgeCountType">
30 <xsd:annotation>
31 <xsd:appinfo>
32 <i:Base i:name="MinutiaPositionType"/>
33 </xsd:appinfo>
34 </xsd:annotation>
35 <xsd:complexContent>
36 <xsd:extension base="ansi-nist:MinutiaPositionType">
37 <xsd:sequence>
38 <xsd:element ref="ansi-nist:RidgeCountReferenceIdentification"/>
39 <xsd:element ref="ansi-nist:RidgeCountValue"/>
40 </xsd:sequence>
41 </xsd:extension>
42 </xsd:complexContent>
43 </xsd:complexType>
44 <!-- ===== -->
45 <!-- =====not used===== -->
46 <!-- =====replaced, mainly by itl:MinutiaType ===== -->
47 <!-- ===== -->
48 <xsd:complexType name="MinutiaType">
49 <xsd:annotation>
50 <xsd:appinfo>
51 <i:Base i:namespace="http://niem.gov/niem/structures/2.0" i:name="Object"/>
52 </xsd:appinfo>
53 </xsd:annotation>
54 <xsd:complexContent>
55 <xsd:extension base="s:ComplexObjectType">
56 <xsd:sequence>
57 <xsd:element ref="ansi-nist:PositionHorizontalCoordinateValue" minOccurs="0"
58 maxOccurs="unbounded"/>
59 <xsd:element ref="ansi-nist:PositionVerticalCoordinateValue" minOccurs="0"
60 maxOccurs="unbounded"/>
61 <xsd:element ref="ansi-nist:MinutiaIdentification" minOccurs="0" maxOccurs="unbounded"/>
```

```
1         <xsd:element ref="ansi-nist:PositionThetaAngleMeasure" minOccurs="0"
2 maxOccurs="unbounded" />
3         <xsd:element ref="ansi-nist:MinutiaPosition" minOccurs="0" maxOccurs="unbounded" />
4         </xsd:sequence>
5     </xsd:extension>
6 </xsd:complexContent>
7 </xsd:complexType>
8 <!-- ===== -->
9 <xsd:complexType name="MinutiaeFingerPatternType">
10     <xsd:annotation>
11         <xsd:appinfo>
12             <i:Base i:namespace="http://niem.gov/niem/structures/2.0" i:name="Object" />
13         </xsd:appinfo>
14     </xsd:annotation>
15     <xsd:complexContent>
16         <xsd:extension base="s:ComplexObjectType">
17             <xsd:sequence>
18                 <xsd:element ref="ansi-nist:FingerPatternCodeSourceCode" />
19                 <xsd:element ref="ansi-nist:FingerPattern" />
20             </xsd:sequence>
21         </xsd:extension>
22     </xsd:complexContent>
23 </xsd:complexType>
24 <!-- ===== -->
25 <xsd:complexType name="MinutiaeFingerPositionType">
26     <xsd:annotation>
27         <xsd:appinfo>
28             <i:Base i:namespace="http://niem.gov/niem/structures/2.0" i:name="Object" />
29         </xsd:appinfo>
30     </xsd:annotation>
31     <xsd:complexContent>
32         <xsd:extension base="s:ComplexObjectType">
33             <xsd:sequence>
34                 <xsd:element ref="ansi-nist:PositionHorizontalCoordinateValue" />
35                 <xsd:element ref="ansi-nist:PositionVerticalCoordinateValue" />
36             </xsd:sequence>
37         </xsd:extension>
38     </xsd:complexContent>
39 </xsd:complexType>
40 <!-- ===== -->
41 <xsd:complexType name="MinutiaeReadingSystemType">
42     <xsd:annotation>
43         <xsd:appinfo>
44             <i:Base i:namespace="http://niem.gov/niem/structures/2.0" i:name="Object" />
45         </xsd:appinfo>
46     </xsd:annotation>
47     <xsd:complexContent>
48         <xsd:extension base="s:ComplexObjectType">
49             <xsd:sequence>
50                 <xsd:element ref="ansi-nist:ReadingSystemCodingMethodCode" />
51                 <xsd:element ref="ansi-nist:ReadingSystemName" />
52                 <xsd:element ref="ansi-nist:ReadingSystemSubsystemIdentification" minOccurs="0" />
53             </xsd:sequence>
54         </xsd:extension>
55     </xsd:complexContent>
56 </xsd:complexType>
57 <!-- ===== -->
58 <!-- ==ansi-nist:MinutiaeType has been replaced by itl:MinutiaeType===== -->
59 <!-- ===== -->
60 <xsd:complexType name="MinutiaeType">
61     <xsd:annotation>
```

```

1      <xsd:appinfo>
2          <i:Base i:namespace="http://niem.gov/niem/structures/2.0" i:name="Object"/>
3      </xsd:appinfo>
4  </xsd:annotation>
5  <xsd:complexContent>
6      <xsd:extension base="s:ComplexObjectType">
7          <xsd:sequence>
8              <xsd:element ref="ansi-nist:MinutiaeNISTStandard" minOccurs="0" maxOccurs="unbounded"/>
9              <xsd:element ref="ansi-nist:MinutiaeFingerCorePosition" minOccurs="0"
10 maxOccurs="unbounded"/>
11              <xsd:element ref="ansi-nist:MinutiaeFingerDeltaPosition" minOccurs="0"
12 maxOccurs="unbounded"/>
13              <xsd:element ref="ansi-nist:MinutiaeFingerPatternDetail" minOccurs="0"
14 maxOccurs="unbounded"/>
15              <xsd:element ref="ansi-nist:MinutiaeFormatNISTStandardIndicator" minOccurs="0"
16 maxOccurs="unbounded"/>
17              <xsd:element ref="ansi-nist:MinutiaeImpressionCaptureCategory" minOccurs="0"
18 maxOccurs="unbounded"/>
19              <xsd:element ref="ansi-nist:MinutiaeFingerPosition" minOccurs="0" maxOccurs="unbounded"/>
20              <xsd:element ref="ansi-nist:MinutiaePalmPosition" minOccurs="0" maxOccurs="unbounded"/>
21          </xsd:sequence>
22      </xsd:extension>
23  </xsd:complexContent>
24 </xsd:complexType>
25 <!-- ===== -->
26 <xsd:complexType name="NISTImageType">
27     <xsd:annotation>
28         <xsd:appinfo>
29             <i:Base i:namespace="http://niem.gov/niem/niem-core/2.0" i:name="ImageType"/>
30         </xsd:appinfo>
31     </xsd:annotation>
32     <xsd:complexContent>
33         <xsd:extension base="nc:ImageType">
34             <xsd:sequence>
35                 <!-- =====fieldID="XX.012"
36 fieldMnemonic="BPX" == -->
37                 <xsd:element ref="ansi-nist:ImageBitsPerPixelQuantity" minOccurs="0"/>
38                 <!-- =====fieldID="XX.005"-date, various
39 mnemonics -->
40                 <xsd:element ref="ansi-nist:ImageCaptureDetail" minOccurs="0"/>
41                 <!-- =====fieldID="XX.012"
42 fieldMnemonic="CSP" == -->
43                 <xsd:element ref="ansi-nist:ImageColorSpace" minOccurs="0"/>
44                 <!-- =====fieldID="XX.020"
45 fieldMnemonic="COM" == -->
46                 <!-- =====fieldID="17.021"
47 fieldMnemonic="COM" == -->
48                 <xsd:element ref="ansi-nist:ImageCommentText" minOccurs="0" maxOccurs="unbounded"/>
49                 <!-- =====fieldID="XX.011"
50 fieldMnemonic="CGA" == -->
51                 <xsd:element ref="ansi-nist:ImageCompressionAlgorithm" minOccurs="0"/>
52                 <!-- =====fieldID="XX.006"
53 fieldMnemonic="HLL" == -->
54                 <xsd:element ref="ansi-nist:ImageHorizontalLineLengthPixelQuantity" minOccurs="0"/>
55                 <!-- =====fieldID="XX.009"
56 fieldMnemonic="HPS" == -->
57                 <xsd:element ref="ansi-nist:ImageHorizontalPixelDensityValue" minOccurs="0"/>
58                 <!-- =====fieldID="10.024"
59 fieldMnemonic="SQS" == -->
60                 <!-- =====fieldID="16.024"
61 fieldMnemonic="UQS" == -->

```

```

1      <!-- =====fieldID="17.024"
2 fieldMnemonic="IQS" == -->
3      <!-- =====fieldID="99.102"
4 fieldMnemonic="BDQ" == -->
5      <xsd:element ref="ansi-nist:ImageQuality" minOccurs="0" maxOccurs="unbounded"/>
6      <!-- =====not used
7 ===== -->
8      <xsd:element ref="ansi-nist:ImageRecordCategoryCode" minOccurs="0" maxOccurs="0"/>
9      <!-- =====not used
10 ===== -->
11      <xsd:element ref="ansi-nist:ImageReferenceIdentification" minOccurs="0" maxOccurs="0"/>
12      <!-- =====fieldID="XX.008"
13 fieldMnemonic="SLC" == -->
14      <xsd:element ref="ansi-nist:ImageScaleUnitsCode" minOccurs="0"/>
15      <!-- =====fieldID="10.003"
16 fieldMnemonic="IMT" == -->
17      <xsd:element ref="ansi-nist:ImageCategoryCode" minOccurs="0"/>
18      <!-- =====fieldID="XX.007"
19 fieldMnemonic="VLL" == -->
20      <xsd:element ref="ansi-nist:ImageVerticalLineLengthPixelQuantity" minOccurs="0"/>
21      <!-- =====fieldID="XX.010"
22 fieldMnemonic="VPS" == -->
23      <xsd:element ref="ansi-nist:ImageVerticalPixelDensityValue" minOccurs="0"/>
24      </xsd:sequence>
25      </xsd:extension>
26      </xsd:complexContent>
27 </xsd:complexType>
28 <!-- ===== -->
29 <!-- ==ansi-nist:NISTStandardMinutiaeType has been replaced by an itl: version == -->
30 <!-- ===== -->
31 <xsd:complexType name="NISTStandardMinutiaeType">
32   <xsd:annotation>
33     <xsd:appinfo>
34       <i:Base i:namespace="http://niem.gov/niem/structures/2.0" i:name="Object"/>
35     </xsd:appinfo>
36   </xsd:annotation>
37   <xsd:complexContent>
38     <xsd:extension base="s:ComplexObjectType">
39       <xsd:sequence>
40         <xsd:element ref="ansi-nist:MinutiaDetail" minOccurs="0" maxOccurs="unbounded"/>
41         <xsd:element ref="ansi-nist:MinutiaeQuantity" minOccurs="0" maxOccurs="unbounded"/>
42         <xsd:element ref="ansi-nist:MinutiaeReadingSystem" minOccurs="0" maxOccurs="unbounded"/>
43         <xsd:element ref="ansi-nist:MinutiaeRidgeCountIndicator" minOccurs="0"
44 maxOccurs="unbounded"/>
45         <!-- ===== -->
46         <!-- ==The three elements below belong in MinutiaType (singular)===== -->
47         <!-- ===== -->
48         <xsd:element ref="ansi-nist:MinutiaQualityValue" minOccurs="0" maxOccurs="unbounded"/>
49         <xsd:element ref="ansi-nist:MinutiaCategory" minOccurs="0" maxOccurs="unbounded"/>
50         <xsd:element ref="ansi-nist:MinutiaRidgeCount" minOccurs="0" maxOccurs="unbounded"/>
51       </xsd:sequence>
52     </xsd:extension>
53   </xsd:complexContent>
54 </xsd:complexType>
55 <!-- ===== -->
56 <xsd:simpleType name="OFRCodeSimpleType">
57   <xsd:annotation>
58     <xsd:appinfo>
59       <i:Base i:namespace="http://niem.gov/niem/structures/2.0" i:name="Object"/>
60     </xsd:appinfo>
61   </xsd:annotation>

```

```

1   <xsd:restriction base="xsd:token">
2     <xsd:enumeration value="A">
3       <xsd:annotation>
4         <xsd:documentation>Automatic, human never involved</xsd:documentation>
5       </xsd:annotation>
6     </xsd:enumeration>
7     <xsd:enumeration value="E">
8       <xsd:annotation>
9         <xsd:documentation>Automatic, human edited</xsd:documentation>
10      </xsd:annotation>
11    </xsd:enumeration>
12    <xsd:enumeration value="M">
13      <xsd:annotation>
14        <xsd:documentation>Manual</xsd:documentation>
15      </xsd:annotation>
16    </xsd:enumeration>
17    <xsd:enumeration value="U">
18      <xsd:annotation>
19        <xsd:documentation>Automatic, human unneeded</xsd:documentation>
20      </xsd:annotation>
21    </xsd:enumeration>
22  </xsd:restriction>
23 </xsd:simpleType>
24 <xsd:complexType name="OFRCodeType">
25   <xsd:annotation>
26     <xsd:appinfo>
27       <i:Base i:namespace="http://niem.gov/niem/structures/2.0" i:name="Object"/>
28     </xsd:appinfo>
29   </xsd:annotation>
30   <xsd:simpleContent>
31     <xsd:extension base="ansi-nist:OFRCodeSimpleType">
32       <xsd:attributeGroup ref="s:SimpleObjectAttributeGroup"/>
33     </xsd:extension>
34   </xsd:simpleContent>
35 </xsd:complexType>
36 <!-- ===== -->
37 <!-- =====not used===== -->
38 <!-- ===== -->
39 <xsd:complexType name="OrganizationDocumentCountType">
40   <xsd:annotation>
41     <xsd:appinfo>
42       <i:Base i:namespace="http://niem.gov/niem/structures/2.0" i:name="Object"/>
43     </xsd:appinfo>
44   </xsd:annotation>
45   <xsd:complexContent>
46     <xsd:extension base="s:ComplexObjectType">
47       <xsd:sequence>
48         <xsd:element ref="ansi-nist:CodeManualCount" minOccurs="0" maxOccurs="unbounded"/>
49         <xsd:element ref="ansi-nist:NewsletterCount" minOccurs="0" maxOccurs="unbounded"/>
50         <xsd:element ref="ansi-nist:OperatingManualCount" minOccurs="0" maxOccurs="unbounded"/>
51         <xsd:element ref="ansi-nist:TOUCount" minOccurs="0" maxOccurs="unbounded"/>
52       </xsd:sequence>
53     </xsd:extension>
54   </xsd:complexContent>
55 </xsd:complexType>
56 <!-- ===== -->
57 <xsd:simpleType name="PASCodeSimpleType">
58   <xsd:annotation>
59     <xsd:appinfo>
60       <i:Base i:namespace="http://niem.gov/niem/structures/2.0" i:name="Object"/>
61     </xsd:appinfo>

```

```
1 </xsd:annotation>
2 <xsd:restriction base="xsd:token">
3   <xsd:enumeration value="ANALOGUE VIDEO">
4     <xsd:annotation>
5       <xsd:documentation>Analogue Video</xsd:documentation>
6     </xsd:annotation>
7   </xsd:enumeration>
8   <xsd:enumeration value="DIGITAL CAMERA">
9     <xsd:annotation>
10      <xsd:documentation>Digital Camera</xsd:documentation>
11    </xsd:annotation>
12  </xsd:enumeration>
13  <xsd:enumeration value="DIGITAL VIDEO">
14    <xsd:annotation>
15      <xsd:documentation>Digital Video</xsd:documentation>
16    </xsd:annotation>
17  </xsd:enumeration>
18  <xsd:enumeration value="SCANNER">
19    <xsd:annotation>
20      <xsd:documentation>Scanner</xsd:documentation>
21    </xsd:annotation>
22  </xsd:enumeration>
23  <xsd:enumeration value="UNKNOWN">
24    <xsd:annotation>
25      <xsd:documentation>Unknown</xsd:documentation>
26    </xsd:annotation>
27  </xsd:enumeration>
28  <xsd:enumeration value="UNKNOWN PHOTO">
29    <xsd:annotation>
30      <xsd:documentation>Unknown Photo</xsd:documentation>
31    </xsd:annotation>
32  </xsd:enumeration>
33  <xsd:enumeration value="UNKNOWN VIDEO">
34    <xsd:annotation>
35      <xsd:documentation>Unknown Video</xsd:documentation>
36    </xsd:annotation>
37  </xsd:enumeration>
38  <xsd:enumeration value="UNSPECIFIED">
39    <xsd:annotation>
40      <xsd:documentation>Unspecified</xsd:documentation>
41    </xsd:annotation>
42  </xsd:enumeration>
43  <xsd:enumeration value="VENDOR">
44    <xsd:annotation>
45      <xsd:documentation>Vendor</xsd:documentation>
46    </xsd:annotation>
47  </xsd:enumeration>
48 </xsd:restriction>
49 </xsd:simpleType>
50 <xsd:complexType name="PASCodeType">
51   <xsd:annotation>
52     <xsd:appinfo>
53       <i:Base i:namespace="http://niem.gov/niem/structures/2.0" i:name="Object"/>
54     </xsd:appinfo>
55   </xsd:annotation>
56   <xsd:simpleContent>
57     <xsd:extension base="ansi-nist:PASCodeSimpleType">
58       <xsd:attributeGroup ref="s:SimpleObjectAttributeGroup"/>
59     </xsd:extension>
60   </xsd:simpleContent>
61 </xsd:complexType>
```

```
1 <!-- ===== -->
2 <xsd:simpleType name="PCCCodeSimpleType">
3   <xsd:annotation>
4     <xsd:appinfo>
5       <i:Base i:namespace="http://niem.gov/niem/structures/2.0" i:name="Object"/>
6     </xsd:appinfo>
7   </xsd:annotation>
8   <xsd:restriction base="xsd:token">
9     <xsd:enumeration value="ABSTRACT">
10      <xsd:annotation>
11        <xsd:documentation>Abstractions</xsd:documentation>
12      </xsd:annotation>
13    </xsd:enumeration>
14    <xsd:enumeration value="ANIMAL">
15      <xsd:annotation>
16        <xsd:documentation>Animals and Animal Features</xsd:documentation>
17      </xsd:annotation>
18    </xsd:enumeration>
19    <xsd:enumeration value="FLAG">
20      <xsd:annotation>
21        <xsd:documentation>Flags</xsd:documentation>
22      </xsd:annotation>
23    </xsd:enumeration>
24    <xsd:enumeration value="HUMAN">
25      <xsd:annotation>
26        <xsd:documentation>Human Forms and Features</xsd:documentation>
27      </xsd:annotation>
28    </xsd:enumeration>
29    <xsd:enumeration value="OBJECT">
30      <xsd:annotation>
31        <xsd:documentation>Objects</xsd:documentation>
32      </xsd:annotation>
33    </xsd:enumeration>
34    <xsd:enumeration value="OTHER">
35      <xsd:annotation>
36        <xsd:documentation>Other Images</xsd:documentation>
37      </xsd:annotation>
38    </xsd:enumeration>
39    <xsd:enumeration value="PLANT">
40      <xsd:annotation>
41        <xsd:documentation>Plants</xsd:documentation>
42      </xsd:annotation>
43    </xsd:enumeration>
44    <xsd:enumeration value="SYMBOL">
45      <xsd:annotation>
46        <xsd:documentation>Insignias & Symbols</xsd:documentation>
47      </xsd:annotation>
48    </xsd:enumeration>
49  </xsd:restriction>
50 </xsd:simpleType>
51 <xsd:complexType name="PCCCodeType">
52   <xsd:annotation>
53     <xsd:appinfo>
54       <i:Base i:namespace="http://niem.gov/niem/structures/2.0" i:name="Object"/>
55     </xsd:appinfo>
56   </xsd:annotation>
57   <xsd:simpleContent>
58     <xsd:extension base="ansi-nist:PCCCodeSimpleType">
59       <xsd:attributeGroup ref="s:SimpleObjectAttributeGroup"/>
60     </xsd:extension>
61   </xsd:simpleContent>
```

```
1 </xsd:complexType>
2 <!-- ===== -->
3 <xsd:simpleType name="PCSCodeSimpleType">
4   <xsd:annotation>
5     <xsd:appinfo>
6       <i:Base i:namespace="http://niem.gov/niem/structures/2.0" i:name="Object"/>
7     </xsd:appinfo>
8   </xsd:annotation>
9   <xsd:restriction base="xsd:token">
10     <xsd:enumeration value="AW">
11       <xsd:annotation>
12         <xsd:documentation>Accidental whorl</xsd:documentation>
13       </xsd:annotation>
14     </xsd:enumeration>
15     <xsd:enumeration value="CP">
16       <xsd:annotation>
17         <xsd:documentation>Central pocket loop</xsd:documentation>
18       </xsd:annotation>
19     </xsd:enumeration>
20     <xsd:enumeration value="DL">
21       <xsd:annotation>
22         <xsd:documentation>Double loop</xsd:documentation>
23       </xsd:annotation>
24     </xsd:enumeration>
25     <xsd:enumeration value="LS">
26       <xsd:annotation>
27         <xsd:documentation>Left slant loop</xsd:documentation>
28       </xsd:annotation>
29     </xsd:enumeration>
30     <xsd:enumeration value="PA">
31       <xsd:annotation>
32         <xsd:documentation>Plain arch </xsd:documentation>
33       </xsd:annotation>
34     </xsd:enumeration>
35     <xsd:enumeration value="PW">
36       <xsd:annotation>
37         <xsd:documentation>Plain whorl</xsd:documentation>
38       </xsd:annotation>
39     </xsd:enumeration>
40     <xsd:enumeration value="RL">
41       <xsd:annotation>
42         <xsd:documentation>Radial loop</xsd:documentation>
43       </xsd:annotation>
44     </xsd:enumeration>
45     <xsd:enumeration value="RS">
46       <xsd:annotation>
47         <xsd:documentation>Right slant loop</xsd:documentation>
48       </xsd:annotation>
49     </xsd:enumeration>
50     <xsd:enumeration value="SR">
51       <xsd:annotation>
52         <xsd:documentation>Scar</xsd:documentation>
53       </xsd:annotation>
54     </xsd:enumeration>
55     <xsd:enumeration value="TA">
56       <xsd:annotation>
57         <xsd:documentation>Tented arch </xsd:documentation>
58       </xsd:annotation>
59     </xsd:enumeration>
60     <xsd:enumeration value="UL">
61       <xsd:annotation>
```



```
1      <xsd:documentation>Ulnar loop</xsd:documentation>
2    </xsd:annotation>
3  </xsd:enumeration>
4  <xsd:enumeration value="UN">
5    <xsd:annotation>
6      <xsd:documentation>Unknown or unclassifiable </xsd:documentation>
7    </xsd:annotation>
8  </xsd:enumeration>
9  <xsd:enumeration value="WN">
10   <xsd:annotation>
11     <xsd:documentation>Whorl, type not designated</xsd:documentation>
12   </xsd:annotation>
13 </xsd:enumeration>
14 <xsd:enumeration value="XX">
15   <xsd:annotation>
16     <xsd:documentation>Amputation</xsd:documentation>
17   </xsd:annotation>
18 </xsd:enumeration>
19 </xsd:restriction>
20 </xsd:simpleType>
21 <xsd:complexType name="PCSCodeType">
22   <xsd:annotation>
23     <xsd:appinfo>
24       <i:Base i:namespace="http://niem.gov/niem/structures/2.0" i:name="Object"/>
25     </xsd:appinfo>
26   </xsd:annotation>
27   <xsd:simpleContent>
28     <xsd:extension base="ansi-nist:PCSCodeSimpleType">
29       <xsd:attributeGroup ref="s:SimpleObjectAttributeGroup"/>
30     </xsd:extension>
31   </xsd:simpleContent>
32 </xsd:complexType>
33 <!-- ===== -->
34 <xsd:simpleType name="POSCodeSimpleType">
35   <xsd:annotation>
36     <xsd:appinfo>
37       <i:Base i:namespace="http://niem.gov/niem/structures/2.0" i:name="Object"/>
38     </xsd:appinfo>
39   </xsd:annotation>
40   <xsd:restriction base="xsd:token">
41     <xsd:enumeration value="A">
42       <xsd:annotation>
43         <xsd:documentation>Angled</xsd:documentation>
44       </xsd:annotation>
45     </xsd:enumeration>
46     <xsd:enumeration value="D">
47       <xsd:annotation>
48         <xsd:documentation>Determined 3D</xsd:documentation>
49       </xsd:annotation>
50     </xsd:enumeration>
51     <xsd:enumeration value="F">
52       <xsd:annotation>
53         <xsd:documentation>Full face frontal </xsd:documentation>
54       </xsd:annotation>
55     </xsd:enumeration>
56     <xsd:enumeration value="L">
57       <xsd:annotation>
58         <xsd:documentation>Left profile 90 degree</xsd:documentation>
59       </xsd:annotation>
60     </xsd:enumeration>
61     <xsd:enumeration value="R">
```

```
1      <xsd:annotation>
2        <xsd:documentation>Right profile 90 degree</xsd:documentation>
3      </xsd:annotation>
4    </xsd:enumeration>
5  </xsd:restriction>
6 </xsd:simpleType>
7 <xsd:complexType name="POSCodeType">
8   <xsd:annotation>
9     <xsd:appinfo>
10      <i:Base i:namespace="http://niem.gov/niem/structures/2.0" i:name="Object"/>
11    </xsd:appinfo>
12  </xsd:annotation>
13  <xsd:simpleContent>
14    <xsd:extension base="ansi-nist:POSCodeSimpleType">
15      <xsd:attributeGroup ref="s:SimpleObjectAttributeGroup"/>
16    </xsd:extension>
17  </xsd:simpleContent>
18 </xsd:complexType>
19 <!-- ===== -->
20 <xsd:simpleType name="PCCCodeSimpleType">
21   <xsd:annotation>
22     <xsd:appinfo>
23      <i:Base i:namespace="http://niem.gov/niem/structures/2.0" i:name="Object"/>
24    </xsd:appinfo>
25  </xsd:annotation>
26  <xsd:restriction base="xsd:token">
27    <xsd:enumeration value="20">
28      <xsd:annotation>
29        <xsd:documentation>Unknown</xsd:documentation>
30      </xsd:annotation>
31    </xsd:enumeration>
32    <xsd:enumeration value="21">
33      <xsd:annotation>
34        <xsd:documentation>Right full</xsd:documentation>
35      </xsd:annotation>
36    </xsd:enumeration>
37    <xsd:enumeration value="22">
38      <xsd:annotation>
39        <xsd:documentation>Right writers</xsd:documentation>
40      </xsd:annotation>
41    </xsd:enumeration>
42    <xsd:enumeration value="23">
43      <xsd:annotation>
44        <xsd:documentation>Left full</xsd:documentation>
45      </xsd:annotation>
46    </xsd:enumeration>
47    <xsd:enumeration value="24">
48      <xsd:annotation>
49        <xsd:documentation>Left writers</xsd:documentation>
50      </xsd:annotation>
51    </xsd:enumeration>
52    <xsd:enumeration value="25">
53      <xsd:annotation>
54        <xsd:documentation>Right lower</xsd:documentation>
55      </xsd:annotation>
56    </xsd:enumeration>
57    <xsd:enumeration value="26">
58      <xsd:annotation>
59        <xsd:documentation>Right upper</xsd:documentation>
60      </xsd:annotation>
61    </xsd:enumeration>
```

```
1 <xsd:enumeration value="27">
2 <xsd:annotation>
3 <xsd:documentation>Left lower</xsd:documentation>
4 </xsd:annotation>
5 </xsd:enumeration>
6 <xsd:enumeration value="28">
7 <xsd:annotation>
8 <xsd:documentation>Left upper</xsd:documentation>
9 </xsd:annotation>
10 </xsd:enumeration>
11 <xsd:enumeration value="29">
12 <xsd:annotation>
13 <xsd:documentation>Right other</xsd:documentation>
14 </xsd:annotation>
15 </xsd:enumeration>
16 <xsd:enumeration value="30">
17 <xsd:annotation>
18 <xsd:documentation>Left other</xsd:documentation>
19 </xsd:annotation>
20 </xsd:enumeration>
21 <xsd:enumeration value="31">
22 <xsd:annotation>
23 <xsd:documentation>Right interdigital</xsd:documentation>
24 </xsd:annotation>
25 </xsd:enumeration>
26 <xsd:enumeration value="32">
27 <xsd:annotation>
28 <xsd:documentation>Right thenar</xsd:documentation>
29 </xsd:annotation>
30 </xsd:enumeration>
31 <xsd:enumeration value="33">
32 <xsd:annotation>
33 <xsd:documentation>Right hypothenar</xsd:documentation>
34 </xsd:annotation>
35 </xsd:enumeration>
36 <xsd:enumeration value="34">
37 <xsd:annotation>
38 <xsd:documentation>Left interdigital</xsd:documentation>
39 </xsd:annotation>
40 </xsd:enumeration>
41 <xsd:enumeration value="35">
42 <xsd:annotation>
43 <xsd:documentation>Left thenar</xsd:documentation>
44 </xsd:annotation>
45 </xsd:enumeration>
46 <xsd:enumeration value="36">
47 <xsd:annotation>
48 <xsd:documentation>Left hypothenar</xsd:documentation>
49 </xsd:annotation>
50 </xsd:enumeration>
51 </xsd:restriction>
52 </xsd:simpleType>
53 <xsd:complexType name="PPCCodeType">
54 <xsd:annotation>
55 <xsd:appinfo>
56 <i:Base i:namespace="http://niem.gov/niem/structures/2.0" i:name="Object"/>
57 </xsd:appinfo>
58 </xsd:annotation>
59 <xsd:simpleContent>
60 <xsd:extension base="ansi-nist:PPCCodeSimpleType">
61 <xsd:attributeGroup ref="s:SimpleObjectAttributeGroup"/>
```

```
1     </xsd:extension>
2   </xsd:simpleContent>
3 </xsd:complexType>
4 <!-- ===== -->
5 <xsd:simpleType name="PPLCodeSimpleType">
6   <xsd:annotation>
7     <xsd:appinfo>
8       <i:Base i:namespace="http://niem.gov/niem/structures/2.0" i:name="Object"/>
9     </xsd:appinfo>
10  </xsd:annotation>
11 <xsd:restriction base="xsd:token">
12   <xsd:enumeration value="C">
13     <xsd:annotation>
14       <xsd:documentation>Complete Shipment</xsd:documentation>
15     </xsd:annotation>
16   </xsd:enumeration>
17   <xsd:enumeration value="P">
18     <xsd:annotation>
19       <xsd:documentation>Partial Shipment</xsd:documentation>
20     </xsd:annotation>
21   </xsd:enumeration>
22 </xsd:restriction>
23 </xsd:simpleType>
24 <xsd:complexType name="PPLCodeType">
25   <xsd:annotation>
26     <xsd:appinfo>
27       <i:Base i:namespace="http://niem.gov/niem/structures/2.0" i:name="Object"/>
28     </xsd:appinfo>
29   </xsd:annotation>
30   <xsd:simpleContent>
31     <xsd:extension base="ansi-nist:PPLCodeSimpleType">
32       <xsd:attributeGroup ref="s:SimpleObjectAttributeGroup"/>
33     </xsd:extension>
34   </xsd:simpleContent>
35 </xsd:complexType>
36 <!-- ===== -->
37 <xsd:simpleType name="PSCCodeSimpleType">
38   <xsd:annotation>
39     <xsd:appinfo>
40       <i:Base i:namespace="http://niem.gov/niem/structures/2.0" i:name="Object"/>
41     </xsd:appinfo>
42   </xsd:annotation>
43 <xsd:restriction base="xsd:token">
44   <xsd:enumeration value="ABBODY">
45     <xsd:annotation>
46       <xsd:documentation>Abstract Body</xsd:documentation>
47     </xsd:annotation>
48   </xsd:enumeration>
49   <xsd:enumeration value="ABBPART">
50     <xsd:annotation>
51       <xsd:documentation>Abstract Body Parts</xsd:documentation>
52     </xsd:annotation>
53   </xsd:enumeration>
54   <xsd:enumeration value="ABFACE">
55     <xsd:annotation>
56       <xsd:documentation>Abstract Face</xsd:documentation>
57     </xsd:annotation>
58   </xsd:enumeration>
59   <xsd:enumeration value="ABSTRACT">
60     <xsd:annotation>
61       <xsd:documentation>Abstract Animals</xsd:documentation>
```

```
1     </xsd:annotation>
2 </xsd:enumeration>
3 <xsd:enumeration value="ANKLET">
4   <xsd:annotation>
5     <xsd:documentation>Anklet</xsd:documentation>
6   </xsd:annotation>
7 </xsd:enumeration>
8 <xsd:enumeration value="BIRD">
9   <xsd:annotation>
10    <xsd:documentation>Birds (Cardinal, Hawk, etc.)</xsd:documentation>
11  </xsd:annotation>
12 </xsd:enumeration>
13 <xsd:enumeration value="BLUEFL">
14   <xsd:annotation>
15    <xsd:documentation>Blue Flowers</xsd:documentation>
16  </xsd:annotation>
17 </xsd:enumeration>
18 <xsd:enumeration value="BODBND">
19   <xsd:annotation>
20    <xsd:documentation>Body Band</xsd:documentation>
21  </xsd:annotation>
22 </xsd:enumeration>
23 <xsd:enumeration value="BRACE">
24   <xsd:annotation>
25    <xsd:documentation>Bracelet</xsd:documentation>
26  </xsd:annotation>
27 </xsd:enumeration>
28 <xsd:enumeration value="BRIT">
29   <xsd:annotation>
30    <xsd:documentation>British Flag</xsd:documentation>
31  </xsd:annotation>
32 </xsd:enumeration>
33 <xsd:enumeration value="CAT">
34   <xsd:annotation>
35    <xsd:documentation>Cats & Cat Heads</xsd:documentation>
36  </xsd:annotation>
37 </xsd:enumeration>
38 <xsd:enumeration value="CONFED">
39   <xsd:annotation>
40    <xsd:documentation>Confederate Flag</xsd:documentation>
41  </xsd:annotation>
42 </xsd:enumeration>
43 <xsd:enumeration value="DOG">
44   <xsd:annotation>
45    <xsd:documentation>Dogs & Dog Heads</xsd:documentation>
46  </xsd:annotation>
47 </xsd:enumeration>
48 <xsd:enumeration value="DOMESTIC">
49   <xsd:annotation>
50    <xsd:documentation>Other Domestic Animals</xsd:documentation>
51  </xsd:annotation>
52 </xsd:enumeration>
53 <xsd:enumeration value="DRAGON">
54   <xsd:annotation>
55    <xsd:documentation>Dragons</xsd:documentation>
56  </xsd:annotation>
57 </xsd:enumeration>
58 <xsd:enumeration value="DRAW">
59   <xsd:annotation>
60    <xsd:documentation>Drawings of Flowers</xsd:documentation>
61  </xsd:annotation>
```

```
1      </xsd:enumeration>
2      <xsd:enumeration value="FBODY">
3          <xsd:annotation>
4              <xsd:documentation>Female Body</xsd:documentation>
5          </xsd:annotation>
6      </xsd:enumeration>
7      <xsd:enumeration value="FBPART">
8          <xsd:annotation>
9              <xsd:documentation>Female Body Parts</xsd:documentation>
10         </xsd:annotation>
11     </xsd:enumeration>
12     <xsd:enumeration value="FFACE">
13         <xsd:annotation>
14             <xsd:documentation>Female Face</xsd:documentation>
15         </xsd:annotation>
16     </xsd:enumeration>
17     <xsd:enumeration value="FIGURE">
18         <xsd:annotation>
19             <xsd:documentation>Figure(s)</xsd:documentation>
20         </xsd:annotation>
21     </xsd:enumeration>
22     <xsd:enumeration value="FIRE">
23         <xsd:annotation>
24             <xsd:documentation>Fire</xsd:documentation>
25         </xsd:annotation>
26     </xsd:enumeration>
27     <xsd:enumeration value="FRATERNAL">
28         <xsd:annotation>
29             <xsd:documentation>Fraternal Symbols</xsd:documentation>
30         </xsd:annotation>
31     </xsd:enumeration>
32     <xsd:enumeration value="FREEFRM">
33         <xsd:annotation>
34             <xsd:documentation>Freeform Drawings</xsd:documentation>
35         </xsd:annotation>
36     </xsd:enumeration>
37     <xsd:enumeration value="GANG">
38         <xsd:annotation>
39             <xsd:documentation>Gang Symbols</xsd:documentation>
40         </xsd:annotation>
41     </xsd:enumeration>
42     <xsd:enumeration value="HEADBND">
43         <xsd:annotation>
44             <xsd:documentation>Head Band</xsd:documentation>
45         </xsd:annotation>
46     </xsd:enumeration>
47     <xsd:enumeration value="HORSE">
48         <xsd:annotation>
49             <xsd:documentation>Horses (Donkeys, Mules, etc.)</xsd:documentation>
50         </xsd:annotation>
51     </xsd:enumeration>
52     <xsd:enumeration value="INSECT">
53         <xsd:annotation>
54             <xsd:documentation>Spiders, Bugs, and Insects</xsd:documentation>
55         </xsd:annotation>
56     </xsd:enumeration>
57     <xsd:enumeration value="LILY">
58         <xsd:annotation>
59             <xsd:documentation>Lily</xsd:documentation>
60         </xsd:annotation>
61     </xsd:enumeration>
```

```
1 <xsd:enumeration value="MABSTRACT">
2   <xsd:annotation>
3     <xsd:documentation>Miscellaneous Abstract</xsd:documentation>
4   </xsd:annotation>
5 </xsd:enumeration>
6 <xsd:enumeration value="MANIMAL">
7   <xsd:annotation>
8     <xsd:documentation>Miscellaneous Animal Forms</xsd:documentation>
9   </xsd:annotation>
10 </xsd:enumeration>
11 <xsd:enumeration value="MBODY">
12   <xsd:annotation>
13     <xsd:documentation>Male Body</xsd:documentation>
14   </xsd:annotation>
15 </xsd:enumeration>
16 <xsd:enumeration value="MBPART">
17   <xsd:annotation>
18     <xsd:documentation>Male Body Parts</xsd:documentation>
19   </xsd:annotation>
20 </xsd:enumeration>
21 <xsd:enumeration value="MFACE">
22   <xsd:annotation>
23     <xsd:documentation>Male Face</xsd:documentation>
24   </xsd:annotation>
25 </xsd:enumeration>
26 <xsd:enumeration value="MFLAG">
27   <xsd:annotation>
28     <xsd:documentation>Miscellaneous Flags</xsd:documentation>
29   </xsd:annotation>
30 </xsd:enumeration>
31 <xsd:enumeration value="MHUMAN">
32   <xsd:annotation>
33     <xsd:documentation>Miscellaneous Human Forms</xsd:documentation>
34   </xsd:annotation>
35 </xsd:enumeration>
36 <xsd:enumeration value="MILITARY">
37   <xsd:annotation>
38     <xsd:documentation>Military Symbols</xsd:documentation>
39   </xsd:annotation>
40 </xsd:enumeration>
41 <xsd:enumeration value="MISC">
42   <xsd:annotation>
43     <xsd:documentation>Miscellaneous Images</xsd:documentation>
44   </xsd:annotation>
45 </xsd:enumeration>
46 <xsd:enumeration value="MOBJECTS">
47   <xsd:annotation>
48     <xsd:documentation>Miscellaneous Objects</xsd:documentation>
49   </xsd:annotation>
50 </xsd:enumeration>
51 <xsd:enumeration value="MPLANT">
52   <xsd:annotation>
53     <xsd:documentation>Miscellaneous Plants, Flowers, Vegetables</xsd:documentation>
54   </xsd:annotation>
55 </xsd:enumeration>
56 <xsd:enumeration value="MSYMBOLS">
57   <xsd:annotation>
58     <xsd:documentation>Miscellaneous Symbols</xsd:documentation>
59   </xsd:annotation>
60 </xsd:enumeration>
61 <xsd:enumeration value="MYTH">
```

```
1      <xsd:annotation>
2        <xsd:documentation>Mythical (Unicorns, etc.)</xsd:documentation>
3      </xsd:annotation>
4    </xsd:enumeration>
5    <xsd:enumeration value="NARCOTICS">
6      <xsd:annotation>
7        <xsd:documentation>Narcotics</xsd:documentation>
8      </xsd:annotation>
9    </xsd:enumeration>
10   <xsd:enumeration value="NATION">
11     <xsd:annotation>
12       <xsd:documentation>National Symbols</xsd:documentation>
13     </xsd:annotation>
14   </xsd:enumeration>
15   <xsd:enumeration value="NATURE">
16     <xsd:annotation>
17       <xsd:documentation>Water & Nature Scenes(Rivers, Sky, Trees, etc.)</xsd:documentation>
18     </xsd:annotation>
19   </xsd:enumeration>
20   <xsd:enumeration value="NAZI">
21     <xsd:annotation>
22       <xsd:documentation>Nazi Flag</xsd:documentation>
23     </xsd:annotation>
24   </xsd:enumeration>
25   <xsd:enumeration value="NECKLC">
26     <xsd:annotation>
27       <xsd:documentation>Necklace</xsd:documentation>
28     </xsd:annotation>
29   </xsd:enumeration>
30   <xsd:enumeration value="PARTS">
31     <xsd:annotation>
32       <xsd:documentation>Animal Parts</xsd:documentation>
33     </xsd:annotation>
34   </xsd:enumeration>
35   <xsd:enumeration value="PLANE">
36     <xsd:annotation>
37       <xsd:documentation>Airplanes</xsd:documentation>
38     </xsd:annotation>
39   </xsd:enumeration>
40   <xsd:enumeration value="POLITIC">
41     <xsd:annotation>
42       <xsd:documentation>Political Symbols</xsd:documentation>
43     </xsd:annotation>
44   </xsd:enumeration>
45   <xsd:enumeration value="PROFESS">
46     <xsd:annotation>
47       <xsd:documentation>Professional Symbols</xsd:documentation>
48     </xsd:annotation>
49   </xsd:enumeration>
50   <xsd:enumeration value="REDFL">
51     <xsd:annotation>
52       <xsd:documentation>Red Flowers</xsd:documentation>
53     </xsd:annotation>
54   </xsd:enumeration>
55   <xsd:enumeration value="ROLES">
56     <xsd:annotation>
57       <xsd:documentation>Roles (Knight, Witch, man, etc.)</xsd:documentation>
58     </xsd:annotation>
59   </xsd:enumeration>
60   <xsd:enumeration value="ROSE">
61     <xsd:annotation>
```



```
1      <xsd:documentation>Rose</xsd:documentation>
2    </xsd:annotation>
3  </xsd:enumeration>
4  <xsd:enumeration value="SHIRT">
5    <xsd:annotation>
6      <xsd:documentation>Shirt</xsd:documentation>
7    </xsd:annotation>
8  </xsd:enumeration>
9  <xsd:enumeration value="SKULL">
10   <xsd:annotation>
11     <xsd:documentation>Skulls</xsd:documentation>
12   </xsd:annotation>
13 </xsd:enumeration>
14 <xsd:enumeration value="SLEEVE">
15   <xsd:annotation>
16     <xsd:documentation>Sleeve</xsd:documentation>
17   </xsd:annotation>
18 </xsd:enumeration>
19 <xsd:enumeration value="SNAKE">
20   <xsd:annotation>
21     <xsd:documentation>Snakes</xsd:documentation>
22   </xsd:annotation>
23 </xsd:enumeration>
24 <xsd:enumeration value="SPORT">
25   <xsd:annotation>
26     <xsd:documentation>Sports Figures (Football Player, Skier, etc.) or Sporting Objects
27 (Football, Ski, Hurdles, etc.)</xsd:documentation>
28   </xsd:annotation>
29 </xsd:enumeration>
30 <xsd:enumeration value="STATE">
31   <xsd:annotation>
32     <xsd:documentation>State Flag</xsd:documentation>
33   </xsd:annotation>
34 </xsd:enumeration>
35 <xsd:enumeration value="TRAIN">
36   <xsd:annotation>
37     <xsd:documentation>Trains</xsd:documentation>
38   </xsd:annotation>
39 </xsd:enumeration>
40 <xsd:enumeration value="TULIP">
41   <xsd:annotation>
42     <xsd:documentation>Tulip</xsd:documentation>
43   </xsd:annotation>
44 </xsd:enumeration>
45 <xsd:enumeration value="USA">
46   <xsd:annotation>
47     <xsd:documentation>American Flag</xsd:documentation>
48   </xsd:annotation>
49 </xsd:enumeration>
50 <xsd:enumeration value="VEHICLE">
51   <xsd:annotation>
52     <xsd:documentation>Cars, Trucks, and Vehicles</xsd:documentation>
53   </xsd:annotation>
54 </xsd:enumeration>
55 <xsd:enumeration value="VESSEL">
56   <xsd:annotation>
57     <xsd:documentation>Boats, Ships, & Other Vessels</xsd:documentation>
58   </xsd:annotation>
59 </xsd:enumeration>
60 <xsd:enumeration value="VICIOUS">
61   <xsd:annotation>
```

```
1      <xsd:documentation>Vicious Animals (Lions, etc.)</xsd:documentation>
2    </xsd:annotation>
3  </xsd:enumeration>
4  <xsd:enumeration value="WEAP">
5    <xsd:annotation>
6      <xsd:documentation>Weapons(Guns, Arrows, etc.)</xsd:documentation>
7    </xsd:annotation>
8  </xsd:enumeration>
9  <xsd:enumeration value="WILD">
10   <xsd:annotation>
11     <xsd:documentation>Other Wild Animals</xsd:documentation>
12   </xsd:annotation>
13 </xsd:enumeration>
14 <xsd:enumeration value="WORDING">
15   <xsd:annotation>
16     <xsd:documentation>Wording (Mom, Dad, Mary, ect.)</xsd:documentation>
17   </xsd:annotation>
18 </xsd:enumeration>
19 <xsd:enumeration value="YELFL">
20   <xsd:annotation>
21     <xsd:documentation>Yellow Flowers</xsd:documentation>
22   </xsd:annotation>
23 </xsd:enumeration>
24 </xsd:restriction>
25 </xsd:simpleType>
26 <xsd:complexType name="PSCCodeType">
27   <xsd:annotation>
28     <xsd:appinfo>
29       <i:Base i:namespace="http://niem.gov/niem/structures/2.0" i:name="Object"/>
30     </xsd:appinfo>
31   </xsd:annotation>
32   <xsd:simpleContent>
33     <xsd:extension base="ansi-nist:PSCCodeSimpleType">
34       <xsd:attributeGroup ref="s:SimpleObjectAttributeGroup"/>
35     </xsd:extension>
36   </xsd:simpleContent>
37 </xsd:complexType>
38 <!-- ===== -->
39 <xsd:simpleType name="PXSCCodeSimpleType">
40   <xsd:annotation>
41     <xsd:appinfo>
42       <i:Base i:namespace="http://niem.gov/niem/structures/2.0" i:name="Object"/>
43     </xsd:appinfo>
44   </xsd:annotation>
45   <xsd:restriction base="xsd:token">
46     <xsd:enumeration value="GLASSES">
47       <xsd:annotation>
48         <xsd:documentation>Glasses</xsd:documentation>
49       </xsd:annotation>
50     </xsd:enumeration>
51     <xsd:enumeration value="HAT">
52       <xsd:annotation>
53         <xsd:documentation>Hat</xsd:documentation>
54       </xsd:annotation>
55     </xsd:enumeration>
56     <xsd:enumeration value="OTHER">
57       <xsd:annotation>
58         <xsd:documentation>Other</xsd:documentation>
59       </xsd:annotation>
60     </xsd:enumeration>
61     <xsd:enumeration value="PHYSICAL">
```

```

1      <xsd:annotation>
2          <xsd:documentation>Physical</xsd:documentation>
3      </xsd:annotation>
4  </xsd:enumeration>
5  <xsd:enumeration value="SCARF">
6      <xsd:annotation>
7          <xsd:documentation>Scarf</xsd:documentation>
8      </xsd:annotation>
9  </xsd:enumeration>
10 </xsd:restriction>
11 </xsd:simpleType>
12 <xsd:complexType name="PXSCodeType">
13     <xsd:annotation>
14         <xsd:appinfo>
15             <i:Base i:namespace="http://niem.gov/niem/structures/2.0" i:name="Object"/>
16         </xsd:appinfo>
17     </xsd:annotation>
18     <xsd:simpleContent>
19         <xsd:extension base="ansi-nist:PXSCodeSimpleType">
20             <xsd:attributeGroup ref="s:SimpleObjectAttributeGroup"/>
21         </xsd:extension>
22     </xsd:simpleContent>
23 </xsd:complexType>
24 <!-- ===== -->
25 <!-- ansi-nist:PalmpointImageType has been replaced by itl:PalmpointImageType -->
26 <!-- ===== -->
27 <xsd:complexType name="PalmpointImageType">
28     <xsd:annotation>
29         <xsd:appinfo>
30             <i:Base i:name="NISTImageType"/>
31         </xsd:appinfo>
32     </xsd:annotation>
33     <xsd:complexContent>
34         <xsd:extension base="ansi-nist:NISTImageType">
35             <xsd:sequence>
36                 <xsd:element ref="ansi-nist:PalmPosition" minOccurs="0" maxOccurs="unbounded"/>
37                 <xsd:element ref="ansi-nist:FingerprintImageImpressionCaptureCategory" minOccurs="0"
38 maxOccurs="unbounded"/>
39             </xsd:sequence>
40         </xsd:extension>
41     </xsd:complexContent>
42 </xsd:complexType>
43 <!-- ===== -->
44 <xsd:complexType name="PhysicalFeatureColorDetailType">
45     <xsd:annotation>
46         <xsd:appinfo>
47             <i:Base i:namespace="http://niem.gov/niem/structures/2.0" i:name="Object"/>
48         </xsd:appinfo>
49     </xsd:annotation>
50     <xsd:complexContent>
51         <xsd:extension base="s:ComplexObjectType">
52             <xsd:sequence>
53                 <xsd:element ref="ansi-nist:PhysicalFeaturePrimaryColorCode"/>
54                 <xsd:element ref="ansi-nist:PhysicalFeatureSecondaryColorCode" minOccurs="0"
55 maxOccurs="unbounded"/>
56             </xsd:sequence>
57         </xsd:extension>
58     </xsd:complexContent>
59 </xsd:complexType>
60 <!-- ===== -->
61 <xsd:complexType name="PhysicalFeatureDescriptionType">

```

```

1  <xsd:annotation>
2  <xsd:appinfo>
3  <i:Base i:namespace="http://niem.gov/niem/structures/2.0" i:name="Object"/>
4  </xsd:appinfo>
5  </xsd:annotation>
6  <xsd:complexContent>
7  <xsd:extension base="s:ComplexObjectType">
8  <xsd:sequence>
9  <!-- =Req'd to be associated with 10.042=====fieldID="10.043" fieldMnemonic="COL" == -->
10 <xsd:element ref="ansi-nist:PhysicalFeatureColorDetail" minOccurs="0"/>
11 <!-- =====SubFields for "10.042" fieldMnemonic="SMD" == -->
12 <xsd:element ref="ansi-nist:PhysicalFeatureCategoryCode"/>
13 <xsd:element ref="ansi-nist:PhysicalFeatureClassCode"/>
14 <xsd:element ref="ansi-nist:PhysicalFeatureDescriptionText" minOccurs="0"/>
15 <xsd:element ref="ansi-nist:PhysicalFeatureSubClassCode"/>
16 </xsd:sequence>
17 </xsd:extension>
18 </xsd:complexContent>
19 </xsd:complexType>
20 <!-- ===== -->
21 <xsd:complexType name="PhysicalFeatureImageType">
22 <xsd:annotation>
23 <xsd:appinfo>
24 <i:Base i:name="NISTImageType"/>
25 </xsd:appinfo>
26 </xsd:annotation>
27 <xsd:complexContent>
28 <xsd:extension base="ansi-nist:NISTImageType">
29 <xsd:sequence>
30 <!-- =====fieldID="10.042"
31 fieldMnemonic="SMD" == -->
32 <xsd:element ref="ansi-nist:PhysicalFeatureDescriptionDetail" minOccurs="0"
33 maxOccurs="unbounded"/>
34 <!-- =====fieldID="10.040"
35 fieldMnemonic="SMT" == -->
36 <xsd:element ref="ansi-nist:PhysicalFeatureNCICCode" minOccurs="0" maxOccurs="unbounded"/>
37 <!-- =====fieldID="10.041"
38 fieldMnemonic="SMS" == -->
39 <xsd:element ref="ansi-nist:PhysicalFeatureSize" minOccurs="0"/>
40 </xsd:sequence>
41 </xsd:extension>
42 </xsd:complexContent>
43 </xsd:complexType>
44 <!-- ===== -->
45 <xsd:complexType name="PhysicalFeatureSizeType">
46 <xsd:annotation>
47 <xsd:appinfo>
48 <i:Base i:namespace="http://niem.gov/niem/structures/2.0" i:name="Object"/>
49 </xsd:appinfo>
50 </xsd:annotation>
51 <xsd:complexContent>
52 <xsd:extension base="s:ComplexObjectType">
53 <xsd:sequence>
54 <xsd:element ref="ansi-nist:PhysicalFeatureHeightMeasure"/>
55 <xsd:element ref="ansi-nist:PhysicalFeatureWidthMeasure"/>
56 </xsd:sequence>
57 </xsd:extension>
58 </xsd:complexContent>
59 </xsd:complexType>
60 <!-- ===== -->
61 <xsd:complexType name="PoseAngleType">

```

```
1 <xsd:annotation>
2 <xsd:appinfo>
3 <i:Base i:namespace="http://niem.gov/niem/structures/2.0" i:name="Object"/>
4 </xsd:appinfo>
5 </xsd:annotation>
6 <xsd:complexContent>
7 <xsd:extension base="s:ComplexObjectType">
8 <xsd:sequence>
9 <xsd:element ref="ansi-nist:PosePitchAngleMeasure"/>
10 <xsd:element ref="ansi-nist:PosePitchUncertaintyValue" minOccurs="0"/>
11 <xsd:element ref="ansi-nist:PoseRollAngleMeasure"/>
12 <xsd:element ref="ansi-nist:PoseRollUncertaintyValue" minOccurs="0"/>
13 <xsd:element ref="ansi-nist:PoseYawAngleMeasure"/>
14 <xsd:element ref="ansi-nist:PoseYawUncertaintyValue" minOccurs="0"/>
15 </xsd:sequence>
16 </xsd:extension>
17 </xsd:complexContent>
18 </xsd:complexType>
19 <!-- ===== -->
20 <!-- =====not used===== -->
21 <!-- ===== -->
22 <xsd:complexType name="ProtectionOrderAugmentationType">
23 <xsd:annotation>
24 <xsd:documentation>A data type for additional information about a protection
25 order.</xsd:documentation>
26 <xsd:appinfo>
27 <i:Base i:namespace="http://niem.gov/niem/structures/2.0" i:name="AugmentationType"/>
28 </xsd:appinfo>
29 </xsd:annotation>
30 <xsd:complexContent>
31 <xsd:extension base="s:AugmentationType">
32 <xsd:sequence>
33 <xsd:element ref="ansi-nist:ProtectionOrderBradyIndicator" minOccurs="0"
34 maxOccurs="unbounded"/>
35 <xsd:element ref="ansi-nist:ProtectionOrderConditionText" minOccurs="0"
36 maxOccurs="unbounded"/>
37 </xsd:sequence>
38 </xsd:extension>
39 </xsd:complexContent>
40 </xsd:complexType>
41 <!-- ===== -->
42 <xsd:complexType name="RTCCodeType">
43 <xsd:annotation>
44 <xsd:appinfo>
45 <i:Base i:namespace="http://niem.gov/niem/structures/2.0" i:name="Object"/>
46 </xsd:appinfo>
47 </xsd:annotation>
48 <xsd:simpleContent>
49 <xsd:extension base="xsd:token">
50 <xsd:attributeGroup ref="s:SimpleObjectAttributeGroup"/>
51 </xsd:extension>
52 </xsd:simpleContent>
53 </xsd:complexType>
54 <!-- ===== -->
55 <!-- =====not used===== -->
56 <!-- ===== -->
57 <xsd:complexType name="RecordType">
58 <xsd:annotation>
59 <xsd:appinfo>
60 <i:Base i:namespace="http://niem.gov/niem/structures/2.0" i:name="Object"/>
61 </xsd:appinfo>
```

```
1     </xsd:annotation>
2     <xsd:complexContent>
3       <xsd:extension base="s:ComplexObjectType">
4         <xsd:sequence>
5           <xsd:element ref="ansi-nist:RecordRetentionIndicator" minOccurs="0"
6 maxOccurs="unbounded"/>
7           <xsd:element ref="ansi-nist:RecordForwardOrganizations" minOccurs="0"
8 maxOccurs="unbounded"/>
9           <xsd:element ref="ansi-nist:RecordImage" minOccurs="0" maxOccurs="unbounded"/>
10          <xsd:element ref="ansi-nist:RecordRapSheetRequestIndicator" minOccurs="0"
11 maxOccurs="unbounded"/>
12          <xsd:element ref="ansi-nist:RecordTransactionData" minOccurs="0" maxOccurs="unbounded"/>
13        </xsd:sequence>
14      </xsd:extension>
15    </xsd:complexContent>
16  </xsd:complexType>
17  <!-- ===== -->
18  <xsd:simpleType name="SAPCodeSimpleType">
19    <xsd:annotation>
20      <xsd:appinfo>
21        <i:Base i:namespace="http://niem.gov/niem/structures/2.0" i:name="Object"/>
22      </xsd:appinfo>
23    </xsd:annotation>
24    <xsd:restriction base="xsd:token">
25      <xsd:enumeration value="0">
26        <xsd:annotation>
27          <xsd:documentation>Unknown</xsd:documentation>
28        </xsd:annotation>
29      </xsd:enumeration>
30      <xsd:enumeration value="1">
31        <xsd:annotation>
32          <xsd:documentation>Latent facial</xsd:documentation>
33        </xsd:annotation>
34      </xsd:enumeration>
35      <xsd:enumeration value="10">
36        <xsd:annotation>
37          <xsd:documentation>Drivers license</xsd:documentation>
38        </xsd:annotation>
39      </xsd:enumeration>
40      <xsd:enumeration value="11">
41        <xsd:annotation>
42          <xsd:documentation>ANSI full frontal</xsd:documentation>
43        </xsd:annotation>
44      </xsd:enumeration>
45      <xsd:enumeration value="12">
46        <xsd:annotation>
47          <xsd:documentation>ANSI token</xsd:documentation>
48        </xsd:annotation>
49      </xsd:enumeration>
50      <xsd:enumeration value="13">
51        <xsd:annotation>
52          <xsd:documentation>ISO full frontal</xsd:documentation>
53        </xsd:annotation>
54      </xsd:enumeration>
55      <xsd:enumeration value="14">
56        <xsd:annotation>
57          <xsd:documentation>ISO token</xsd:documentation>
58        </xsd:annotation>
59      </xsd:enumeration>
60      <xsd:enumeration value="15">
61        <xsd:annotation>
```

```
1         <xsd:documentation>PIV facial</xsd:documentation>
2     </xsd:annotation>
3 </xsd:enumeration>
4 <xsd:enumeration value="20">
5     <xsd:annotation>
6         <xsd:documentation>Legacy mugshot</xsd:documentation>
7     </xsd:annotation>
8 </xsd:enumeration>
9 <xsd:enumeration value="30">
10    <xsd:annotation>
11        <xsd:documentation>Best practice level 30</xsd:documentation>
12    </xsd:annotation>
13 </xsd:enumeration>
14 <xsd:enumeration value="40">
15    <xsd:annotation>
16        <xsd:documentation>Best practice level 40</xsd:documentation>
17    </xsd:annotation>
18 </xsd:enumeration>
19 <xsd:enumeration value="50">
20    <xsd:annotation>
21        <xsd:documentation>Best practice level 50</xsd:documentation>
22    </xsd:annotation>
23 </xsd:enumeration>
24 <xsd:enumeration value="51">
25    <xsd:annotation>
26        <xsd:documentation>Best practice level 51</xsd:documentation>
27    </xsd:annotation>
28 </xsd:enumeration>
29 </xsd:restriction>
30 </xsd:simpleType>
31 <xsd:complexType name="SAPCodeType">
32     <xsd:annotation>
33         <xsd:appinfo>
34             <i:Base i:namespace="http://niem.gov/niem/structures/2.0" i:name="Object"/>
35         </xsd:appinfo>
36     </xsd:annotation>
37     <xsd:simpleContent>
38         <xsd:extension base="ansi-nist:SAPCodeSimpleType">
39             <xsd:attributeGroup ref="s:SimpleObjectAttributeGroup"/>
40         </xsd:extension>
41     </xsd:simpleContent>
42 </xsd:complexType>
43 <!-- ===== -->
44 <xsd:simpleType name="SECCCodeSimpleType">
45     <xsd:annotation>
46         <xsd:appinfo>
47             <i:Base i:namespace="http://niem.gov/niem/structures/2.0" i:name="Object"/>
48         </xsd:appinfo>
49     </xsd:annotation>
50     <xsd:restriction base="xsd:token">
51         <xsd:enumeration value="BLK">
52             <xsd:annotation>
53                 <xsd:documentation>Black</xsd:documentation>
54             </xsd:annotation>
55         </xsd:enumeration>
56         <xsd:enumeration value="BLU">
57             <xsd:annotation>
58                 <xsd:documentation>Blue</xsd:documentation>
59             </xsd:annotation>
60         </xsd:enumeration>
61         <xsd:enumeration value="BRO">
```

```
1      <xsd:annotation>
2        <xsd:documentation>Brown</xsd:documentation>
3      </xsd:annotation>
4    </xsd:enumeration>
5    <xsd:enumeration value="GRN">
6      <xsd:annotation>
7        <xsd:documentation>Green</xsd:documentation>
8      </xsd:annotation>
9    </xsd:enumeration>
10   <xsd:enumeration value="GRY">
11     <xsd:annotation>
12       <xsd:documentation>Gray</xsd:documentation>
13     </xsd:annotation>
14   </xsd:enumeration>
15   <xsd:enumeration value="HAZ">
16     <xsd:annotation>
17       <xsd:documentation>Hazel</xsd:documentation>
18     </xsd:annotation>
19   </xsd:enumeration>
20   <xsd:enumeration value="MAR">
21     <xsd:annotation>
22       <xsd:documentation>Maroon</xsd:documentation>
23     </xsd:annotation>
24   </xsd:enumeration>
25   <xsd:enumeration value="MUL">
26     <xsd:annotation>
27       <xsd:documentation>Multicolored</xsd:documentation>
28     </xsd:annotation>
29   </xsd:enumeration>
30   <xsd:enumeration value="PNK">
31     <xsd:annotation>
32       <xsd:documentation>Pink</xsd:documentation>
33     </xsd:annotation>
34   </xsd:enumeration>
35   <xsd:enumeration value="XXX">
36     <xsd:annotation>
37       <xsd:documentation>Unknown</xsd:documentation>
38     </xsd:annotation>
39   </xsd:enumeration>
40 </xsd:restriction>
41 </xsd:simpleType>
42 <xsd:complexType name="SECCodeType">
43   <xsd:annotation>
44     <xsd:appinfo>
45       <i:Base i:namespace="http://niem.gov/niem/structures/2.0" i:name="Object"/>
46     </xsd:appinfo>
47   </xsd:annotation>
48   <xsd:simpleContent>
49     <xsd:extension base="ansi-nist:SECCodeSimpleType">
50       <xsd:attributeGroup ref="s:SimpleObjectAttributeGroup"/>
51     </xsd:extension>
52   </xsd:simpleContent>
53 </xsd:complexType>
54 <!-- ===== -->
55 <xsd:simpleType name="SFPCCodeSimpleType">
56   <xsd:annotation>
57     <xsd:appinfo>
58       <i:Base i:namespace="http://niem.gov/niem/structures/2.0" i:name="Object"/>
59     </xsd:appinfo>
60   </xsd:annotation>
61   <xsd:restriction base="xsd:token">
```



```
1      <xsd:enumeration value="1">
2        <xsd:annotation>
3          <xsd:documentation>A 2D feature point </xsd:documentation>
4        </xsd:annotation>
5      </xsd:enumeration>
6    </xsd:restriction>
7  </xsd:simpleType>
8  <xsd:complexType name="SFPCodeType">
9    <xsd:annotation>
10     <xsd:appinfo>
11       <i:Base i:namespace="http://niem.gov/niem/structures/2.0" i:name="Object"/>
12     </xsd:appinfo>
13   </xsd:annotation>
14   <xsd:simpleContent>
15     <xsd:extension base="ansi-nist:SFPCodeSimpleType">
16       <xsd:attributeGroup ref="s:SimpleObjectAttributeGroup"/>
17     </xsd:extension>
18   </xsd:simpleContent>
19 </xsd:complexType>
20 <!-- ===== -->
21 <xsd:simpleType name="SHCCodeSimpleType">
22   <xsd:annotation>
23     <xsd:appinfo>
24       <i:Base i:namespace="http://niem.gov/niem/structures/2.0" i:name="Object"/>
25     </xsd:appinfo>
26   </xsd:annotation>
27   <xsd:restriction base="xsd:token">
28     <xsd:enumeration value="BAL">
29       <xsd:annotation>
30         <xsd:documentation>Bald</xsd:documentation>
31       </xsd:annotation>
32     </xsd:enumeration>
33     <xsd:enumeration value="BLK">
34       <xsd:annotation>
35         <xsd:documentation>Black</xsd:documentation>
36       </xsd:annotation>
37     </xsd:enumeration>
38     <xsd:enumeration value="BLN">
39       <xsd:annotation>
40         <xsd:documentation>Blonde or Strawberry</xsd:documentation>
41       </xsd:annotation>
42     </xsd:enumeration>
43     <xsd:enumeration value="BLU">
44       <xsd:annotation>
45         <xsd:documentation>Blue</xsd:documentation>
46       </xsd:annotation>
47     </xsd:enumeration>
48     <xsd:enumeration value="BRO">
49       <xsd:annotation>
50         <xsd:documentation>Brown</xsd:documentation>
51       </xsd:annotation>
52     </xsd:enumeration>
53     <xsd:enumeration value="GRN">
54       <xsd:annotation>
55         <xsd:documentation>Green</xsd:documentation>
56       </xsd:annotation>
57     </xsd:enumeration>
58     <xsd:enumeration value="GRY">
59       <xsd:annotation>
60         <xsd:documentation>Gray or Partially Gray</xsd:documentation>
61       </xsd:annotation>
```

```

1      </xsd:enumeration>
2      <xsd:enumeration value="ONG">
3          <xsd:annotation>
4              <xsd:documentation>Orange</xsd:documentation>
5          </xsd:annotation>
6      </xsd:enumeration>
7      <xsd:enumeration value="PLE">
8          <xsd:annotation>
9              <xsd:documentation>Purple</xsd:documentation>
10         </xsd:annotation>
11     </xsd:enumeration>
12     <xsd:enumeration value="PNK">
13         <xsd:annotation>
14             <xsd:documentation>Pink</xsd:documentation>
15         </xsd:annotation>
16     </xsd:enumeration>
17     <xsd:enumeration value="RED">
18         <xsd:annotation>
19             <xsd:documentation>Red or Auburn</xsd:documentation>
20         </xsd:annotation>
21     </xsd:enumeration>
22     <xsd:enumeration value="SDY">
23         <xsd:annotation>
24             <xsd:documentation>Sandy</xsd:documentation>
25         </xsd:annotation>
26     </xsd:enumeration>
27     <xsd:enumeration value="WHI">
28         <xsd:annotation>
29             <xsd:documentation>White</xsd:documentation>
30         </xsd:annotation>
31     </xsd:enumeration>
32     <xsd:enumeration value="XXX">
33         <xsd:annotation>
34             <xsd:documentation>Unspecified or unknown </xsd:documentation>
35         </xsd:annotation>
36     </xsd:enumeration>
37 </xsd:restriction>
38 </xsd:simpleType>
39 <xsd:complexType name="SHCCodeType">
40     <xsd:annotation>
41         <xsd:appinfo>
42             <i:Base i:namespace="http://niem.gov/niem/structures/2.0" i:name="Object"/>
43         </xsd:appinfo>
44     </xsd:annotation>
45     <xsd:simpleContent>
46         <xsd:extension base="ansi-nist:SHCCodeSimpleType">
47             <xsd:attributeGroup ref="s:SimpleObjectAttributeGroup"/>
48         </xsd:extension>
49     </xsd:simpleContent>
50 </xsd:complexType>
51 <!-- ===== -->
52 <xsd:simpleType name="SIGCodeSimpleType">
53     <xsd:annotation>
54         <xsd:appinfo>
55             <i:Base i:namespace="http://niem.gov/niem/structures/2.0" i:name="Object"/>
56         </xsd:appinfo>
57     </xsd:annotation>
58     <xsd:restriction base="xsd:token">
59         <xsd:enumeration value="0">
60             <xsd:annotation>
61                 <xsd:documentation>Signature image of the subject</xsd:documentation>

```

```
1     </xsd:annotation>
2   </xsd:enumeration>
3   <xsd:enumeration value="1">
4     <xsd:annotation>
5       <xsd:documentation>Signature image of the official processing the
6 transaction</xsd:documentation>
7     </xsd:annotation>
8   </xsd:enumeration>
9 </xsd:restriction>
10 </xsd:simpleType>
11 <xsd:complexType name="SIGCodeType">
12   <xsd:annotation>
13     <xsd:appinfo>
14       <i:Base i:namespace="http://niem.gov/niem/structures/2.0" i:name="Object"/>
15     </xsd:appinfo>
16   </xsd:annotation>
17   <xsd:simpleContent>
18     <xsd:extension base="ansi-nist:SIGCodeSimpleType">
19       <xsd:attributeGroup ref="s:SimpleObjectAttributeGroup"/>
20     </xsd:extension>
21   </xsd:simpleContent>
22 </xsd:complexType>
23 <!-- ===== -->
24 <xsd:simpleType name="SLCCCodeSimpleType">
25   <xsd:annotation>
26     <xsd:appinfo>
27       <i:Base i:namespace="http://niem.gov/niem/structures/2.0" i:name="Object"/>
28     </xsd:appinfo>
29   </xsd:annotation>
30   <xsd:restriction base="xsd:token">
31     <xsd:enumeration value="0">
32       <xsd:annotation>
33         <xsd:documentation>No scale given</xsd:documentation>
34       </xsd:annotation>
35     </xsd:enumeration>
36     <xsd:enumeration value="1">
37       <xsd:annotation>
38         <xsd:documentation>Pixels per inch</xsd:documentation>
39       </xsd:annotation>
40     </xsd:enumeration>
41     <xsd:enumeration value="2">
42       <xsd:annotation>
43         <xsd:documentation>Pixels per centimeter</xsd:documentation>
44       </xsd:annotation>
45     </xsd:enumeration>
46   </xsd:restriction>
47 </xsd:simpleType>
48 <xsd:complexType name="SLCCCodeType">
49   <xsd:annotation>
50     <xsd:appinfo>
51       <i:Base i:namespace="http://niem.gov/niem/structures/2.0" i:name="Object"/>
52     </xsd:appinfo>
53   </xsd:annotation>
54   <xsd:simpleContent>
55     <xsd:extension base="ansi-nist:SLCCCodeSimpleType">
56       <xsd:attributeGroup ref="s:SimpleObjectAttributeGroup"/>
57     </xsd:extension>
58   </xsd:simpleContent>
59 </xsd:complexType>
60 <!-- ===== -->
61 <xsd:simpleType name="SMDCCodeSimpleType">
```

```
1     <xsd:annotation>
2     <xsd:appinfo>
3         <i:Base i:namespace="http://niem.gov/niem/structures/2.0" i:name="Object"/>
4     </xsd:appinfo>
5 </xsd:annotation>
6 <xsd:restriction base="xsd:token">
7     <xsd:enumeration value="BRANDED">
8         <xsd:annotation>
9             <xsd:documentation>Image burned into the skin using a branding iron or other form of
10 heat.</xsd:documentation>
11         </xsd:annotation>
12     </xsd:enumeration>
13     <xsd:enumeration value="CHEMICAL">
14         <xsd:annotation>
15             <xsd:documentation>Image created by the use of chemicals to burn the image into the
16 skin.</xsd:documentation>
17         </xsd:annotation>
18     </xsd:enumeration>
19     <xsd:enumeration value="CUT">
20         <xsd:annotation>
21             <xsd:documentation>Image caused by an incision of the skin.</xsd:documentation>
22         </xsd:annotation>
23     </xsd:enumeration>
24     <xsd:enumeration value="MARK">
25         <xsd:annotation>
26             <xsd:documentation>Pattern resulting from needle or "Track" marks.</xsd:documentation>
27         </xsd:annotation>
28     </xsd:enumeration>
29     <xsd:enumeration value="SCAR">
30         <xsd:annotation>
31             <xsd:documentation>Healed scar tissue that was the result an accident or medical
32 procedure.</xsd:documentation>
33         </xsd:annotation>
34     </xsd:enumeration>
35     <xsd:enumeration value="TATTOO">
36         <xsd:annotation>
37             <xsd:documentation>A common tattoo or indelible image resulting from the pricking of the
38 skin with a coloring matter.</xsd:documentation>
39         </xsd:annotation>
40     </xsd:enumeration>
41 </xsd:restriction>
42 </xsd:simpleType>
43 <xsd:complexType name="SMDCCodeType">
44     <xsd:annotation>
45         <xsd:appinfo>
46             <i:Base i:namespace="http://niem.gov/niem/structures/2.0" i:name="Object"/>
47         </xsd:appinfo>
48     </xsd:annotation>
49     <xsd:simpleContent>
50         <xsd:extension base="ansi-nist:SMDCCodeSimpleType">
51             <xsd:attributeGroup ref="s:SimpleObjectAttributeGroup"/>
52         </xsd:extension>
53     </xsd:simpleContent>
54 </xsd:complexType>
55 <!-- ===== -->
56 <xsd:simpleType name="SRMCodeSimpleType">
57     <xsd:annotation>
58         <xsd:appinfo>
59             <i:Base i:namespace="http://niem.gov/niem/structures/2.0" i:name="Object"/>
60         </xsd:appinfo>
61     </xsd:annotation>
```

```
1 <xsd:restriction base="xsd:token">
2 <xsd:enumeration value="B">
3 <xsd:annotation>
4 <xsd:documentation>Bait money</xsd:documentation>
5 </xsd:annotation>
6 </xsd:enumeration>
7 <xsd:enumeration value="C">
8 <xsd:annotation>
9 <xsd:documentation>Counterfeit</xsd:documentation>
10 </xsd:annotation>
11 </xsd:enumeration>
12 <xsd:enumeration value="R">
13 <xsd:annotation>
14 <xsd:documentation>Ransom</xsd:documentation>
15 </xsd:annotation>
16 </xsd:enumeration>
17 </xsd:restriction>
18 </xsd:simpleType>
19 <xsd:complexType name="SRMCodeType">
20 <xsd:annotation>
21 <xsd:appinfo>
22 <i:Base i:namespace="http://niem.gov/niem/structures/2.0" i:name="Object"/>
23 </xsd:appinfo>
24 </xsd:annotation>
25 <xsd:simpleContent>
26 <xsd:extension base="ansi-nist:SRMCodeSimpleType">
27 <xsd:attributeGroup ref="s:SimpleObjectAttributeGroup"/>
28 </xsd:extension>
29 </xsd:simpleContent>
30 </xsd:complexType>
31 <!-- ===== -->
32 <xsd:simpleType name="SRTCCodeSimpleType">
33 <xsd:annotation>
34 <xsd:appinfo>
35 <i:Base i:namespace="http://niem.gov/niem/structures/2.0" i:name="Object"/>
36 </xsd:appinfo>
37 </xsd:annotation>
38 <xsd:restriction base="xsd:token">
39 <xsd:enumeration value="0">
40 <xsd:annotation>
41 <xsd:documentation>Scanned uncompressed</xsd:documentation>
42 </xsd:annotation>
43 </xsd:enumeration>
44 <xsd:enumeration value="1">
45 <xsd:annotation>
46 <xsd:documentation>Scanned compressed</xsd:documentation>
47 </xsd:annotation>
48 </xsd:enumeration>
49 <xsd:enumeration value="2">
50 <xsd:annotation>
51 <xsd:documentation>Vector</xsd:documentation>
52 </xsd:annotation>
53 </xsd:enumeration>
54 </xsd:restriction>
55 </xsd:simpleType>
56 <xsd:complexType name="SRTCCodeType">
57 <xsd:annotation>
58 <xsd:appinfo>
59 <i:Base i:namespace="http://niem.gov/niem/structures/2.0" i:name="Object"/>
60 </xsd:appinfo>
61 </xsd:annotation>
```

```
1 <xsd:simpleContent>
2 <xsd:extension base="ansi-nist:SRTCodeSimpleType">
3 <xsd:attributeGroup ref="s:SimpleObjectAttributeGroup"/>
4 </xsd:extension>
5 </xsd:simpleContent>
6 </xsd:complexType>
7 <!-- ===== -->
8 <xsd:simpleType name="SXSCodeSimpleType">
9 <xsd:annotation>
10 <xsd:appinfo>
11 <i:Base i:namespace="http://niem.gov/niem/structures/2.0" i:name="Object"/>
12 </xsd:appinfo>
13 </xsd:annotation>
14 <xsd:restriction base="xsd:token">
15 <xsd:enumeration value="BEARD">
16 <xsd:annotation>
17 <xsd:documentation>Having Beard</xsd:documentation>
18 </xsd:annotation>
19 </xsd:enumeration>
20 <xsd:enumeration value="BLINK">
21 <xsd:annotation>
22 <xsd:documentation>Blinking (either or both eyes closed)</xsd:documentation>
23 </xsd:annotation>
24 </xsd:enumeration>
25 <xsd:enumeration value="CLEAR GLASSES">
26 <xsd:annotation>
27 <xsd:documentation>Subject Wearing Clear Glasses</xsd:documentation>
28 </xsd:annotation>
29 </xsd:enumeration>
30 <xsd:enumeration value="DARK GLASSES">
31 <xsd:annotation>
32 <xsd:documentation>Subject Wearing Dark or Visible Colored Glasses
33 (medical)</xsd:documentation>
34 </xsd:annotation>
35 </xsd:enumeration>
36 <xsd:enumeration value="DISTORTING CONDITION">
37 <xsd:annotation>
38 <xsd:documentation>Having Distorting Medical Condition impacting Feature Point
39 detection</xsd:documentation>
40 </xsd:annotation>
41 </xsd:enumeration>
42 <xsd:enumeration value="EYES AWAY">
43 <xsd:annotation>
44 <xsd:documentation>Looking away from the camera</xsd:documentation>
45 </xsd:annotation>
46 </xsd:enumeration>
47 <xsd:enumeration value="FROWNING">
48 <xsd:annotation>
49 <xsd:documentation>Frowning</xsd:documentation>
50 </xsd:annotation>
51 </xsd:enumeration>
52 <xsd:enumeration value="HAT">
53 <xsd:annotation>
54 <xsd:documentation>Head covering/hat </xsd:documentation>
55 </xsd:annotation>
56 </xsd:enumeration>
57 <xsd:enumeration value="LEFT EYE PATCH">
58 <xsd:annotation>
59 <xsd:documentation>Subject Wearing Left Eye Patch</xsd:documentation>
60 </xsd:annotation>
61 </xsd:enumeration>
```

```
1      <xsd:enumeration value="MOUSTACHE">
2        <xsd:annotation>
3          <xsd:documentation>Having Moustache</xsd:documentation>
4        </xsd:annotation>
5      </xsd:enumeration>
6      <xsd:enumeration value="MOUTH OPEN">
7        <xsd:annotation>
8          <xsd:documentation>Subject Having Mouth open </xsd:documentation>
9        </xsd:annotation>
10     </xsd:enumeration>
11     <xsd:enumeration value="NEUTRAL">
12       <xsd:annotation>
13         <xsd:documentation>Neutral (non-smiling) with both eyes open and mouth
14 closed)</xsd:documentation>
15       </xsd:annotation>
16     </xsd:enumeration>
17     <xsd:enumeration value="NO EAR">
18       <xsd:annotation>
19         <xsd:documentation>Ear(s) obscured by hair</xsd:documentation>
20       </xsd:annotation>
21     </xsd:enumeration>
22     <xsd:enumeration value="RAISED EYEBROWS">
23       <xsd:annotation>
24         <xsd:documentation>Raising eyebrows</xsd:documentation>
25       </xsd:annotation>
26     </xsd:enumeration>
27     <xsd:enumeration value="RIGHT EYE PATCH">
28       <xsd:annotation>
29         <xsd:documentation>Subject Wearing Right Eye Patch</xsd:documentation>
30       </xsd:annotation>
31     </xsd:enumeration>
32     <xsd:enumeration value="SCARF">
33       <xsd:annotation>
34         <xsd:documentation>Wearing Scarf</xsd:documentation>
35       </xsd:annotation>
36     </xsd:enumeration>
37     <xsd:enumeration value="SMILE">
38       <xsd:annotation>
39         <xsd:documentation>Smiling where the inside of the mouth and/or teeth is not exposed
40 (closed jaw).</xsd:documentation>
41       </xsd:annotation>
42     </xsd:enumeration>
43     <xsd:enumeration value="SQUINTING">
44       <xsd:annotation>
45         <xsd:documentation>Squinting</xsd:documentation>
46       </xsd:annotation>
47     </xsd:enumeration>
48     <xsd:enumeration value="TEETH VISIBLE">
49       <xsd:annotation>
50         <xsd:documentation>Having Teeth visible</xsd:documentation>
51       </xsd:annotation>
52     </xsd:enumeration>
53     <xsd:enumeration value="UNKNOWN">
54       <xsd:annotation>
55         <xsd:documentation>Expression unspecified</xsd:documentation>
56       </xsd:annotation>
57     </xsd:enumeration>
58   </xsd:restriction>
59 </xsd:simpleType>
60 <xsd:complexType name="SXSCodeType">
61   <xsd:annotation>
```

```

1      <xsd:appinfo>
2          <i:Base i:namespace="http://niem.gov/niem/structures/2.0" i:name="Object"/>
3      </xsd:appinfo>
4  </xsd:annotation>
5  <xsd:simpleContent>
6      <xsd:extension base="ansi-nist:XSCodeSimpleType">
7          <xsd:attributeGroup ref="s:SimpleObjectAttributeGroup"/>
8      </xsd:extension>
9  </xsd:simpleContent>
10 </xsd:complexType>
11 <!-- ===== -->
12 <xsd:complexType name="SignatureImageType">
13     <xsd:annotation>
14         <xsd:appinfo>
15             <i:Base i:name="NISTImageType"/>
16         </xsd:appinfo>
17     </xsd:annotation>
18     <xsd:complexContent>
19         <xsd:extension base="ansi-nist:NISTImageType">
20             <xsd:sequence>
21                 <xsd:element ref="ansi-nist:SignatureImageVectorRepresentation" minOccurs="0"/>
22                 <!--
23 =====fieldMnemonic="SRT" == -->
24                 <xsd:element ref="ansi-nist:SignatureRepresentationCode"/>
25                 <!--
26 =====fieldMnemonic="SIG" == -->
27                 <xsd:element ref="ansi-nist:SignatureCategoryCode"/>
28             </xsd:sequence>
29         </xsd:extension>
30     </xsd:complexContent>
31 </xsd:complexType>
32 <!-- ===== -->
33 <xsd:complexType name="SignatureImageVectorRepresentationType">
34     <xsd:annotation>
35         <xsd:appinfo>
36             <i:Base i:namespace="http://niem.gov/niem/structures/2.0" i:name="Object"/>
37         </xsd:appinfo>
38     </xsd:annotation>
39     <xsd:complexContent>
40         <xsd:extension base="s:ComplexObjectType">
41             <xsd:sequence>
42                 <xsd:element ref="ansi-nist:SignatureImageVector" minOccurs="2" maxOccurs="unbounded"/>
43             </xsd:sequence>
44         </xsd:extension>
45     </xsd:complexContent>
46 </xsd:complexType>
47 <!-- ===== -->
48 <xsd:complexType name="SignatureImageVectorType">
49     <xsd:annotation>
50         <xsd:appinfo>
51             <i:Base i:namespace="http://niem.gov/niem/structures/2.0" i:name="Object"/>
52         </xsd:appinfo>
53     </xsd:annotation>
54     <xsd:complexContent>
55         <xsd:extension base="s:ComplexObjectType">
56             <xsd:sequence>
57                 <xsd:element ref="ansi-nist:VectorPenPressureValue"/>
58                 <xsd:element ref="ansi-nist:VectorPositionVerticalCoordinateValue"/>
59                 <xsd:element ref="ansi-nist:VectorPositionHorizontalCoordinateValue"/>
60             </xsd:sequence>
61         </xsd:extension>

```



```
1     </xsd:complexContent>
2 </xsd:complexType>
3 <!-- ===== -->
4 <xsd:simpleType name="TMZCodeSimpleType">
5     <xsd:annotation>
6         <xsd:appinfo>
7             <i:Base i:namespace="http://niem.gov/niem/structures/2.0" i:name="Object"/>
8         </xsd:appinfo>
9     </xsd:annotation>
10    <xsd:restriction base="xsd:token">
11        <xsd:enumeration value="EDT">
12            <xsd:annotation>
13                <xsd:documentation>Eastern Daylight Time</xsd:documentation>
14            </xsd:annotation>
15        </xsd:enumeration>
16        <xsd:enumeration value="EST">
17            <xsd:annotation>
18                <xsd:documentation>Eastern Standard Time</xsd:documentation>
19            </xsd:annotation>
20        </xsd:enumeration>
21    </xsd:restriction>
22 </xsd:simpleType>
23 <xsd:complexType name="TMZCodeType">
24     <xsd:annotation>
25         <xsd:appinfo>
26             <i:Base i:namespace="http://niem.gov/niem/structures/2.0" i:name="Object"/>
27         </xsd:appinfo>
28     </xsd:annotation>
29     <xsd:simpleContent>
30         <xsd:extension base="ansi-nist:TMZCodeSimpleType">
31             <xsd:attributeGroup ref="s:SimpleObjectAttributeGroup"/>
32         </xsd:extension>
33     </xsd:simpleContent>
34 </xsd:complexType>
35 <!-- ===== -->
36 <xsd:simpleType name="TOTCodeSimpleType">
37     <xsd:annotation>
38         <xsd:appinfo>
39             <i:Base i:namespace="http://niem.gov/niem/structures/2.0" i:name="Object"/>
40         </xsd:appinfo>
41     </xsd:annotation>
42     <xsd:restriction base="xsd:token">
43         <xsd:enumeration value="AMN">
44             <xsd:annotation>
45                 <xsd:documentation>AMNESIA VICTIM</xsd:documentation>
46             </xsd:annotation>
47         </xsd:enumeration>
48         <xsd:enumeration value="CAR">
49             <xsd:annotation>
50                 <xsd:documentation>CRIMINAL TEN-PRINT SUBMISSION - ANSWER REQUIRED</xsd:documentation>
51             </xsd:annotation>
52         </xsd:enumeration>
53         <xsd:enumeration value="CFS">
54             <xsd:annotation>
55                 <xsd:documentation>COMPARISON FINGERPRINT IMAGE SUBMISSION</xsd:documentation>
56             </xsd:annotation>
57         </xsd:enumeration>
58         <xsd:enumeration value="CNA">
59             <xsd:annotation>
60                 <xsd:documentation>CRIMINAL TEN-PRINT SUBMISSION - NO ANSWER REQUIRED</xsd:documentation>
61             </xsd:annotation>
```

```
1      </xsd:enumeration>
2      <xsd:enumeration value="CPD">
3          <xsd:annotation>
4              <xsd:documentation>CRIMINAL SUBJECT PHOTO DELETE REQUEST</xsd:documentation>
5          </xsd:annotation>
6      </xsd:enumeration>
7      <xsd:enumeration value="CPR">
8          <xsd:annotation>
9              <xsd:documentation>CRIMINAL SUBJECT PHOTO REQUEST</xsd:documentation>
10         </xsd:annotation>
11     </xsd:enumeration>
12     <xsd:enumeration value="DEK">
13         <xsd:annotation>
14             <xsd:documentation>KNOWN DECEASED</xsd:documentation>
15         </xsd:annotation>
16     </xsd:enumeration>
17     <xsd:enumeration value="DEU">
18         <xsd:annotation>
19             <xsd:documentation>UNKNOWN DECEASED</xsd:documentation>
20         </xsd:annotation>
21     </xsd:enumeration>
22     <xsd:enumeration value="ELR">
23         <xsd:annotation>
24             <xsd:documentation>EVALUATION LATENT FINGERPRINT IMAGE SUBMISSION</xsd:documentation>
25         </xsd:annotation>
26     </xsd:enumeration>
27     <xsd:enumeration value="FANC">
28         <xsd:annotation>
29             <xsd:documentation>FEDERAL APPLICANT - NO CHARGE</xsd:documentation>
30         </xsd:annotation>
31     </xsd:enumeration>
32     <xsd:enumeration value="FAUF">
33         <xsd:annotation>
34             <xsd:documentation>FEDERAL APPLICANT - USER FEE</xsd:documentation>
35         </xsd:annotation>
36     </xsd:enumeration>
37     <xsd:enumeration value="FIS">
38         <xsd:annotation>
39             <xsd:documentation>FINGERPRINT IMAGE SUBMISSION</xsd:documentation>
40         </xsd:annotation>
41     </xsd:enumeration>
42     <xsd:enumeration value="IRQ">
43         <xsd:annotation>
44             <xsd:documentation>FINGERPRINT IMAGE REQUEST</xsd:documentation>
45         </xsd:annotation>
46     </xsd:enumeration>
47     <xsd:enumeration value="LFFS">
48         <xsd:annotation>
49             <xsd:documentation>LATENT FINGERPRINT FEATURES SEARCH</xsd:documentation>
50         </xsd:annotation>
51     </xsd:enumeration>
52     <xsd:enumeration value="LFIS">
53         <xsd:annotation>
54             <xsd:documentation> FINGERPRINT IMAGE SEARCH</xsd:documentation>
55         </xsd:annotation>
56     </xsd:enumeration>
57     <xsd:enumeration value="LFS">
58         <xsd:annotation>
59             <xsd:documentation>LATENT FINGERPRINT IMAGE SUBMISSION</xsd:documentation>
60         </xsd:annotation>
61     </xsd:enumeration>
```

```
1 <xsd:enumeration value="LPNQ">
2   <xsd:annotation>
3     <xsd:documentation>LATENT PENETRATION QUERY</xsd:documentation>
4   </xsd:annotation>
5 </xsd:enumeration>
6 <xsd:enumeration value="LSRQ">
7   <xsd:annotation>
8     <xsd:documentation>LATENT REPOSITORY STATISTICS QUERY</xsd:documentation>
9   </xsd:annotation>
10 </xsd:enumeration>
11 <xsd:enumeration value="MAP">
12   <xsd:annotation>
13     <xsd:documentation>MISCELLANEOUS APPLICANT - CIVIL</xsd:documentation>
14   </xsd:annotation>
15 </xsd:enumeration>
16 <xsd:enumeration value="MCS">
17   <xsd:annotation>
18     <xsd:documentation>MAJOR CASE IMAGE SUBMISSION</xsd:documentation>
19   </xsd:annotation>
20 </xsd:enumeration>
21 <xsd:enumeration value="MPR">
22   <xsd:annotation>
23     <xsd:documentation>MISSING PERSON</xsd:documentation>
24   </xsd:annotation>
25 </xsd:enumeration>
26 <xsd:enumeration value="NFUF">
27   <xsd:annotation>
28     <xsd:documentation>NON-FEDERAL APPLICANT USER FEE</xsd:documentation>
29   </xsd:annotation>
30 </xsd:enumeration>
31 <xsd:enumeration value="TPFS">
32   <xsd:annotation>
33     <xsd:documentation>TEN-PRINT FINGERPRINT FEATURES SEARCH</xsd:documentation>
34   </xsd:annotation>
35 </xsd:enumeration>
36 <xsd:enumeration value="TPIS">
37   <xsd:annotation>
38     <xsd:documentation>TEN-PRINT FINGERPRINT IMAGE SEARCH</xsd:documentation>
39   </xsd:annotation>
40 </xsd:enumeration>
41 <xsd:enumeration value="ULAC">
42   <xsd:annotation>
43     <xsd:documentation>UNSOLVED LATENT ADD CONFIRM REQUEST</xsd:documentation>
44   </xsd:annotation>
45 </xsd:enumeration>
46 <xsd:enumeration value="ULD">
47   <xsd:annotation>
48     <xsd:documentation>UNSOLVED LATENT RECORD DELETE REQUEST</xsd:documentation>
49   </xsd:annotation>
50 </xsd:enumeration>
51 </xsd:restriction>
52 </xsd:simpleType>
53 <xsd:complexType name="TOTCodeType">
54   <xsd:annotation>
55     <xsd:appinfo>
56       <i:Base i:namespace="http://niem.gov/niem/structures/2.0" i:name="Object"/>
57     </xsd:appinfo>
58   </xsd:annotation>
59   <xsd:simpleContent>
60     <xsd:extension base="ansi-nist:TOTCodeSimpleType">
61       <xsd:attributeGroup ref="s:SimpleObjectAttributeGroup"/>

```

```
1     </xsd:extension>
2   </xsd:simpleContent>
3 </xsd:complexType>
4 <!-- ===== -->
5 <xsd:simpleType name="TSRCodeSimpleType">
6   <xsd:annotation>
7     <xsd:appinfo>
8       <i:Base i:namespace="http://niem.gov/niem/structures/2.0" i:name="Object"/>
9     </xsd:appinfo>
10  </xsd:annotation>
11  <xsd:restriction base="xsd:token">
12    <xsd:enumeration value="P">
13      <xsd:annotation>
14        <xsd:documentation>Pre-commission candidate record with fingerprints</xsd:documentation>
15      </xsd:annotation>
16    </xsd:enumeration>
17    <xsd:enumeration value="V">
18      <xsd:annotation>
19        <xsd:documentation>Civil submission in support of the National Child Protection Act of
20 1993</xsd:documentation>
21      </xsd:annotation>
22    </xsd:enumeration>
23  </xsd:restriction>
24 </xsd:simpleType>
25 <xsd:complexType name="TSRCodeType">
26   <xsd:annotation>
27     <xsd:appinfo>
28       <i:Base i:namespace="http://niem.gov/niem/structures/2.0" i:name="Object"/>
29     </xsd:appinfo>
30   </xsd:annotation>
31   <xsd:simpleContent>
32     <xsd:extension base="ansi-nist:TSRCodeSimpleType">
33       <xsd:attributeGroup ref="s:SimpleObjectAttributeGroup"/>
34     </xsd:extension>
35   </xsd:simpleContent>
36 </xsd:complexType>
37 <!-- ===== -->
38 <xsd:complexType name="TransactionCharacterSetDirectoryType">
39   <xsd:annotation>
40     <xsd:appinfo>
41       <i:Base i:namespace="http://niem.gov/niem/structures/2.0" i:name="Object"/>
42     </xsd:appinfo>
43   </xsd:annotation>
44   <xsd:complexContent>
45     <xsd:extension base="s:ComplexObjectType">
46       <xsd:sequence>
47         <xsd:element ref="ansi-nist:CharacterSetCommonNameCode"/>
48         <xsd:element ref="ansi-nist:CharacterSetIndexCode"/>
49         <xsd:element ref="ansi-nist:CharacterSetVersionIdentification" minOccurs="0"/>
50       </xsd:sequence>
51     </xsd:extension>
52   </xsd:complexContent>
53 </xsd:complexType>
54 <!-- ===== -->
55 <xsd:complexType name="TransactionContentSummaryType">
56   <xsd:annotation>
57     <xsd:appinfo>
58       <i:Base i:namespace="http://niem.gov/niem/structures/2.0" i:name="Object"/>
59     </xsd:appinfo>
60   </xsd:annotation>
61   <xsd:complexContent>
```

```

1      <xsd:extension base="s:ComplexObjectType">
2          <xsd:sequence>
3              <xsd:element ref="ansi-nist:ContentFirstRecordCategoryCode"/>
4              <xsd:element ref="ansi-nist:ContentRecordCount"/>
5              <xsd:element ref="ansi-nist:ContentRecordSummary" maxOccurs="unbounded"/>
6          </xsd:sequence>
7      </xsd:extension>
8  </xsd:complexContent>
9 </xsd:complexType>
10 <!-- ===== -->
11 <xsd:complexType name="TransactionDomainType">
12     <xsd:annotation>
13         <xsd:appinfo>
14             <i:Base i:namespace="http://niem.gov/niem/structures/2.0" i:name="Object"/>
15         </xsd:appinfo>
16     </xsd:annotation>
17     <xsd:complexContent>
18         <xsd:extension base="s:ComplexObjectType">
19             <xsd:sequence>
20                 <xsd:element ref="ansi-nist:DomainVersionNumberIdentification"/>
21                 <xsd:element ref="ansi-nist:OrganizationName" minOccurs="0"/>
22             </xsd:sequence>
23         </xsd:extension>
24     </xsd:complexContent>
25 </xsd:complexType>
26 <!-- ===== -->
27 <xsd:complexType name="TransactionImageResolutionType">
28     <xsd:annotation>
29         <xsd:appinfo>
30             <i:Base i:namespace="http://niem.gov/niem/structures/2.0" i:name="Object"/>
31         </xsd:appinfo>
32     </xsd:annotation>
33     <xsd:complexContent>
34         <xsd:extension base="s:ComplexObjectType">
35             <xsd:sequence>
36                 <!-- ===== -->
37 fieldID="1.011" fieldMnemonic="NSR" == -->
38                 <xsd:element ref="ansi-nist:NativeScanningResolutionValue"/>
39                 <!-- ===== -->
40 fieldID="1.012" fieldMnemonic="NTR" == -->
41                 <xsd:element ref="ansi-nist:NominalTransmittingResolutionValue"/>
42             </xsd:sequence>
43         </xsd:extension>
44     </xsd:complexContent>
45 </xsd:complexType>
46 <!-- ===== -->
47 <xsd:complexType name="TransactionType">
48     <xsd:annotation>
49         <xsd:documentation>A data type for information pertaining to the transaction being
50 transmitted.</xsd:documentation>
51     <xsd:appinfo>
52         <i:Base i:namespace="http://niem.gov/niem/structures/2.0" i:name="Object"/>
53     </xsd:appinfo>
54 </xsd:annotation>
55     <xsd:complexContent>
56         <xsd:extension base="s:ComplexObjectType">
57             <xsd:sequence>
58                 <!-- =====not used
59 ===== -->
60                 <xsd:element ref="ansi-nist:TransactionSearchRequestCategoryCode" minOccurs="0"
61 maxOccurs="0"/>

```

```
1      <!-- =====not used
2 ===== -->
3      <xsd:element ref="ansi-nist:TransactionSubmissionMilitaryCode" minOccurs="0"
4 maxOccurs="0"/>
5      <!-- =====
6 fieldID="1.005" fieldMnemonic="DAT" == -->
7      <xsd:element ref="ansi-nist:TransactionDate"/>
8      <!-- =====
9 fieldID="1.007" fieldMnemonic="DAI" == -->
10     <xsd:element ref="ansi-nist:TransactionDestinationOrganization"/>
11     <!-- =====not used
12 ===== -->
13     <xsd:element ref="ansi-nist:TransactionHeaderText" minOccurs="0" maxOccurs="0"/>
14     <!-- =====not used
15 ===== -->
16     <xsd:element ref="ansi-nist:TransactionKeyText" minOccurs="0" maxOccurs="0"/>
17     <!-- =====not used
18 ===== -->
19     <xsd:element ref="ansi-nist:TransactionKeyTranslationText" minOccurs="0" maxOccurs="0"/>
20     <!-- =====not used
21 ===== -->
22     <xsd:element ref="ansi-nist:TransactionOrganization" minOccurs="0" maxOccurs="0"/>
23     <!-- =====
24 fieldID="1.008" fieldMnemonic="ORI" == -->
25     <xsd:element ref="ansi-nist:TransactionOriginatingOrganization"/>
26     <!-- =====not used
27 ===== -->
28     <xsd:element ref="ansi-nist:TransactionReasonText" minOccurs="0" maxOccurs="0"/>
29     <!-- =====not used
30 ===== -->
31     <xsd:element ref="ansi-nist:TransactionUserIdentification" minOccurs="0" maxOccurs="0"/>
32     <!-- =====
33 fieldID="1.014" fieldMnemonic="GMT" == -->
34     <xsd:element ref="ansi-nist:TransactionUTCDate" minOccurs="0"/>
35     <!-- =====
36 fieldID="1.009" fieldMnemonic="TCN" == -->
37     <xsd:element ref="ansi-nist:TransactionControlIdentification"/>
38     <!-- =====
39 fieldID="1.010" fieldMnemonic="TCR" == -->
40     <xsd:element ref="ansi-nist:TransactionControlReferenceIdentification" minOccurs="0"/>
41     <!-- =====
42 fieldID="1.013" fieldMnemonic="DOM" == -->
43     <xsd:element ref="ansi-nist:TransactionDomain" minOccurs="0"/>
44     <!-- =====
45 fieldID="1.011" fieldMnemonic="NSR" == -->
46     <!-- =====
47 fieldID="1.012" fieldMnemonic="NTR" == -->
48     <xsd:element ref="ansi-nist:TransactionImageResolutionDetails"/>
49     <!-- =====
50 fieldID="1.002" fieldMnemonic="VER" == -->
51     <xsd:element ref="ansi-nist:TransactionMajorVersionValue"/>
52     <xsd:element ref="ansi-nist:TransactionMinorVersionValue"/>
53     <!-- =====
54 fieldID="1.006" fieldMnemonic="PRY" == -->
55     <xsd:element ref="ansi-nist:TransactionPriorityValue" minOccurs="0"/>
56     <!-- =====
57 fieldID="1.004" fieldMnemonic="TOT" == -->
58     <xsd:element ref="ansi-nist:TransactionCategoryCode"/>
59     <!-- =====
60 fieldID="1.003" fieldMnemonic="CNT" == -->
61     <xsd:element ref="ansi-nist:TransactionContentSummary"/>
```

```
1      <!-- =====>
2 fieldID="1.015" fieldMnemonic="DCS" == -->
3      <xsd:element ref="ansi-nist:TransactionCharacterSetDirectory" minOccurs="0"
4 maxOccurs="unbounded"/>
5      </xsd:sequence>
6      </xsd:extension>
7      </xsd:complexContent>
8 </xsd:complexType>
9 <!-- ===== -->
10 <xsd:simpleType name="VODCodeSimpleType">
11   <xsd:annotation>
12     <xsd:appinfo>
13       <i:Base i:namespace="http://niem.gov/niem/structures/2.0" i:name="Object"/>
14     </xsd:appinfo>
15   </xsd:annotation>
16   <xsd:restriction base="xsd:token">
17     <xsd:enumeration value="A">
18       <xsd:annotation>
19         <xsd:documentation>GANICBAOO INTEREST (Atlanta, Georgia)</xsd:documentation>
20       </xsd:annotation>
21     </xsd:enumeration>
22     <xsd:enumeration value="C">
23       <xsd:annotation>
24         <xsd:documentation>ILNICBCOO INTEREST (Chicago, Illinois)</xsd:documentation>
25       </xsd:annotation>
26     </xsd:enumeration>
27     <xsd:enumeration value="D">
28       <xsd:annotation>
29         <xsd:documentation>TXNICBDOO INTEREST (Dallas, Texas)</xsd:documentation>
30       </xsd:annotation>
31     </xsd:enumeration>
32     <xsd:enumeration value="N">
33       <xsd:annotation>
34         <xsd:documentation>NYNICBNOO INTEREST (New York, New York)</xsd:documentation>
35       </xsd:annotation>
36     </xsd:enumeration>
37     <xsd:enumeration value="S">
38       <xsd:annotation>
39         <xsd:documentation>CANICBSOO INTEREST (San Francisco, California)</xsd:documentation>
40       </xsd:annotation>
41     </xsd:enumeration>
42   </xsd:restriction>
43 </xsd:simpleType>
44 <xsd:complexType name="VODCodeType">
45   <xsd:annotation>
46     <xsd:appinfo>
47       <i:Base i:namespace="http://niem.gov/niem/structures/2.0" i:name="Object"/>
48     </xsd:appinfo>
49   </xsd:annotation>
50   <xsd:simpleContent>
51     <xsd:extension base="ansi-nist:VODCodeSimpleType">
52       <xsd:attributeGroup ref="s:SimpleObjectAttributeGroup"/>
53     </xsd:extension>
54   </xsd:simpleContent>
55 </xsd:complexType>
56 <!-- ===== -->
57 <!-- =====not used===== -->
58 <!-- ===== -->
59 <xsd:element name="ActivityAgencyNotificationIndicator" type="niem-xsd:boolean" nillable="true">
60   <xsd:annotation>
```

```
1      <xsd:documentation>A flag which indicates the Investigative Agency is to be notified of any
2 query response which includes this Criminal Justice Entry. </xsd:documentation>
3    </xsd:annotation>
4  </xsd:element>
5  <xsd:element name="ActivityApprovalDate" type="nc:DateType" nillable="true">
6    <xsd:annotation>
7      <xsd:documentation>Date the information was reviewed, signed off, or otherwise approved as a
8 whole.</xsd:documentation>
9    </xsd:annotation>
10 </xsd:element>
11 <xsd:element name="ActivityAugmentation" type="ansi-nist:ActivityAugmentationType"
12 substitutionGroup="s:Augmentation">
13   <xsd:annotation>
14     <xsd:documentation>An augmentation that applies to type nc:ActivityType</xsd:documentation>
15     <xsd:appinfo>
16       <i:AppliesTo i:namespace="http://niem.gov/niem/niem-core/2.0" i:name="ActivityType"/>
17     </xsd:appinfo>
18   </xsd:annotation>
19 </xsd:element>
20 <xsd:element name="ActivityEndTimeZoneCode" type="ansi-nist:TMZCodeType" nillable="true">
21   <xsd:annotation>
22     <xsd:documentation>Time Zone corresponding to the Activity End time. EDT during the months of
23 Daylight Savings Time.</xsd:documentation>
24   </xsd:annotation>
25 </xsd:element>
26 <xsd:element name="ActivityTimeZoneCode" type="ansi-nist:TMZCodeType" nillable="true">
27   <xsd:annotation>
28     <xsd:documentation>Time Zone corresponding to the Activity time. EDT during the months of
29 Daylight Savings Time.</xsd:documentation>
30   </xsd:annotation>
31 </xsd:element>
32 <!-- ===== -->
33 <xsd:element name="CBEFFCategoryCode" type="ansi-nist:BTYCodeType" nillable="true">
34   <xsd:annotation>
35     <xsd:documentation>The type of biometric technology.</xsd:documentation>
36   </xsd:annotation>
37 </xsd:element>
38 <!-- ===== -->
39 <xsd:element name="CBEFFFormatCategoryIdentification" type="nc:IdentificationType"
40 nillable="true">
41   <xsd:annotation>
42     <xsd:documentation>The identifier assigned to the format by the owner.</xsd:documentation>
43   </xsd:annotation>
44 </xsd:element>
45 <!-- ===== -->
46 <xsd:element name="CBEFFFormatOwnerIdentification" type="nc:IdentificationType" nillable="true">
47   <xsd:annotation>
48     <xsd:documentation>The identifier assigned to the registered owner of the biometric format
49 used in this record.</xsd:documentation>
50   </xsd:annotation>
51 </xsd:element>
52 <!-- ===== -->
53 <xsd:element substitutionGroup="ansi-nist:RecordImage" name="CBEFFImage" type="ansi-
54 nist:CBEFFImageType" nillable="true">
55   <xsd:annotation>
56     <xsd:appinfo>
57       <i:Base i:name="RecordImage"/>
58     </xsd:appinfo>
59   </xsd:annotation>
60 </xsd:element>
61 <!-- ===== -->
```



```

1   <xsd:element name="CBEFFVersionIdentification" type="nc:IdentificationType" nillable="true">
2     <xsd:annotation>
3       <xsd:documentation>The version of CBEFF specification that this record conforms
4 to.</xsd:documentation>
5     </xsd:annotation>
6   </xsd:element>
7   <!-- ===== -->
8   <xsd:element name="CaptureDate" type="nc:DateType" nillable="true">
9     <xsd:annotation>
10      <xsd:documentation>Date image was captured.</xsd:documentation>
11    </xsd:annotation>
12  </xsd:element>
13  <!-- ===== -->
14  <xsd:element name="CaptureDescription" abstract="true">
15    <xsd:annotation>
16      <xsd:documentation>Type of human monitoring used to capture an image.</xsd:documentation>
17    </xsd:annotation>
18  </xsd:element>
19  <!-- ===== -->
20  <xsd:element substitutionGroup="ansi-nist:CaptureDescription" name="CaptureDescriptionCode"
21 type="ansi-nist:DMMCodeType" nillable="true">
22    <xsd:annotation>
23      <xsd:documentation>Table 25 level of human monitoring of image capture.</xsd:documentation>
24    <xsd:appinfo>
25      <i:Base i:name="CaptureDescription"/>
26    </xsd:appinfo>
27  </xsd:annotation>
28  </xsd:element>
29  <!-- ===== -->
30  <xsd:element substitutionGroup="ansi-nist:CaptureDescription" name="CaptureDescriptionText"
31 type="nc:TextType" nillable="true">
32    <xsd:annotation>
33      <xsd:documentation>Type of human monitoring used to capture an image.</xsd:documentation>
34    <xsd:appinfo>
35      <i:Base i:name="CaptureDescription"/>
36    </xsd:appinfo>
37  </xsd:annotation>
38  </xsd:element>
39  <!-- ===== -->
40  <xsd:element name="CaptureDeviceGlobalIdentification" type="nc:IdentificationType"
41 nillable="true">
42    <xsd:annotation>
43      <xsd:documentation>A globally unique identifier.</xsd:documentation>
44    </xsd:annotation>
45  </xsd:element>
46  <!-- ===== -->
47  <xsd:element name="CaptureDeviceIdentification" type="nc:IdentificationType" nillable="true">
48    <xsd:annotation>
49      <xsd:documentation>A string identifying the device or source of the image
50 data.</xsd:documentation>
51    </xsd:annotation>
52  </xsd:element>
53  <!-- ===== -->
54  <xsd:element name="CaptureDeviceMakeText" type="nc:TextType" nillable="true">
55    <xsd:annotation>
56      <xsd:documentation>The make of the image capture device.</xsd:documentation>
57    </xsd:annotation>
58  </xsd:element>
59  <!-- ===== -->
60  <xsd:element name="CaptureDeviceModelText" type="nc:TextType" nillable="true">
61    <xsd:annotation>

```

```
1     <xsd:documentation>The model of the image capture device.</xsd:documentation>
2   </xsd:annotation>
3 </xsd:element>
4 <!-- ===== -->
5 <xsd:element name="CaptureDeviceMonitoringMode" abstract="true"/>
6 <!-- ===== -->
7 <xsd:element substitutionGroup="ansi-nist:CaptureDeviceMonitoringMode"
8 name="CaptureDeviceMonitoringModeCode" type="nc:TextType" nillable="true">
9   <xsd:annotation>
10    <xsd:appinfo>
11      <i:Base i:name="CaptureDeviceMonitoringMode"/>
12    </xsd:appinfo>
13  </xsd:annotation>
14 </xsd:element>
15 <!-- ===== -->
16 <xsd:element substitutionGroup="ansi-nist:CaptureDeviceMonitoringMode"
17 name="CaptureDeviceMonitoringModeText" type="nc:TextType" nillable="true">
18   <xsd:annotation>
19    <xsd:appinfo>
20      <i:Base i:name="CaptureDeviceMonitoringMode"/>
21    </xsd:appinfo>
22  </xsd:annotation>
23 </xsd:element>
24 <!-- ===== -->
25 <xsd:element name="CaptureDeviceSerialNumberText" type="nc:TextType" nillable="true">
26   <xsd:annotation>
27    <xsd:documentation>The serial number of the image capture device.</xsd:documentation>
28  </xsd:annotation>
29 </xsd:element>
30 <!-- ===== -->
31 <xsd:element name="CaptureHorizontalPixelDensityValue" type="niem-xsd:nonNegativeInteger"
32 nillable="true">
33   <xsd:annotation>
34    <xsd:documentation>Transmitted pixel density in horizontal direction.</xsd:documentation>
35  </xsd:annotation>
36 </xsd:element>
37 <!-- ===== -->
38 <xsd:element name="CaptureOrganization" type="nc:OrganizationType" nillable="true">
39   <xsd:annotation>
40    <xsd:documentation>The organization that originally captured the facial or SMT image contained
41 in this record.</xsd:documentation>
42  </xsd:annotation>
43 </xsd:element>
44 <!-- ===== -->
45 <xsd:element name="CaptureResolution" abstract="true">
46   <xsd:annotation>
47    <xsd:documentation>A minimum or native resolution indicator.</xsd:documentation>
48  </xsd:annotation>
49 </xsd:element>
50 <!-- ===== -->
51 <xsd:element substitutionGroup="ansi-nist:CaptureResolution" name="CaptureResolutionCode"
52 type="ansi-nist:ISRCCodeType" nillable="true">
53   <xsd:annotation>
54    <xsd:documentation>Indicates the minimum or native resolution indicator.</xsd:documentation>
55  <xsd:appinfo>
56    <i:Base i:name="CaptureResolution"/>
57  </xsd:appinfo>
58 </xsd:annotation>
59 </xsd:element>
60 <!-- ===== -->
```

```
1 <xsd:element substitutionGroup="ansi-nist:CaptureResolution" name="CaptureResolutionText"
2 type="nc:TextType" nillable="true">
3 <xsd:annotation>
4 <xsd:documentation>A minimum or native resolution indicator.</xsd:documentation>
5 <xsd:appinfo>
6 <i:Base i:name="CaptureResolution"/>
7 </xsd:appinfo>
8 </xsd:annotation>
9 </xsd:element>
10 <!-- ===== -->
11 <xsd:element name="CaptureSource" abstract="true">
12 <xsd:annotation>
13 <xsd:documentation>Source of an image.</xsd:documentation>
14 </xsd:annotation>
15 </xsd:element>
16 <!-- ===== -->
17 <xsd:element substitutionGroup="ansi-nist:CaptureSource" name="CaptureSourceCode" type="ansi-
18 nist:PASCodeType" nillable="true">
19 <xsd:annotation>
20 <xsd:documentation>Indicates the classification of the source of the
21 image.</xsd:documentation>
22 <xsd:appinfo>
23 <i:Base i:name="CaptureSource"/>
24 </xsd:appinfo>
25 </xsd:annotation>
26 </xsd:element>
27 <!-- ===== -->
28 <xsd:element substitutionGroup="ansi-nist:CaptureSource" name="CaptureSourceText"
29 type="nc:TextType" nillable="true">
30 <xsd:annotation>
31 <xsd:documentation>Source of an image.</xsd:documentation>
32 <xsd:appinfo>
33 <i:Base i:name="CaptureSource"/>
34 </xsd:appinfo>
35 </xsd:annotation>
36 </xsd:element>
37 <!-- ===== -->
38 <xsd:element name="CaptureVerticalPixelDensityValue" type="niem-xsd:nonNegativeInteger"
39 nillable="true">
40 <xsd:annotation>
41 <xsd:documentation>Transmitted pixel density in the vertical direction.</xsd:documentation>
42 </xsd:annotation>
43 </xsd:element>
44 <!-- ===== -->
45 <xsd:element name="CharacterSetCommonNameCode" type="ansi-nist:CSNCodeType" nillable="true">
46 <xsd:annotation>
47 <xsd:documentation>Indicates the common name for the character set associated with the index
48 number that references an associated character set throughout a transaction.</xsd:documentation>
49 </xsd:annotation>
50 </xsd:element>
51 <!-- ===== -->
52 <xsd:element name="CharacterSetIndexCode" type="ansi-nist:CSICodeType" nillable="true">
53 <xsd:annotation>
54 <xsd:documentation>Indicates the three-character identifier for the character set index number
55 that references an associated character set throughout a transaction.</xsd:documentation>
56 </xsd:annotation>
57 </xsd:element>
58 <!-- ===== -->
59 <xsd:element name="CharacterSetVersionIdentification" type="nc:IdentificationType"
60 nillable="true">
61 <xsd:annotation>
```

```
1     <xsd:documentation>A specific character set version.</xsd:documentation>
2   </xsd:annotation>
3 </xsd:element>
4 <!-- ===== -->
5 <xsd:element name="CodeManualCount" type="niem-xsd:nonNegativeInteger" nillable="true">
6   <xsd:annotation>
7     <xsd:documentation>The number of NCIC Code Manuals needed.</xsd:documentation>
8   </xsd:annotation>
9 </xsd:element>
10 <!-- ===== -->
11 <xsd:element name="ContentFirstRecordCategoryCode" type="ansi-nist:RTCCodeType" nillable="true">
12   <xsd:annotation>
13     <xsd:documentation>Type code must be 01</xsd:documentation>
14   </xsd:annotation>
15 </xsd:element>
16 <!-- ===== -->
17 <xsd:element name="ContentRecordCount" type="niem-xsd:nonNegativeInteger" nillable="true">
18   <xsd:annotation>
19     <xsd:documentation>Sum of records, not counting the Type-01 transaction
20 record.</xsd:documentation>
21   </xsd:annotation>
22 </xsd:element>
23 <!-- ===== -->
24 <xsd:element name="ContentRecordSummary" type="ansi-nist:ContentRecordType" nillable="true">
25   <xsd:annotation>
26     <xsd:documentation>One sub-field entry for each logical record in this file other than the
27 Type-01 transaction record.</xsd:documentation>
28   </xsd:annotation>
29 </xsd:element>
30 <!-- ===== -->
31 <xsd:element name="DomainVersionNumberIdentification" type="nc:IdentificationType"
32 nillable="true">
33   <xsd:annotation>
34     <xsd:documentation>Unique version number of an implementation.</xsd:documentation>
35   </xsd:annotation>
36 </xsd:element>
37 <!-- ===== -->
38 <xsd:element substitutionGroup="ansi-nist:RecordImage" name="FaceImage" type="ansi-
39 nist:FaceImageType" nillable="true">
40   <xsd:annotation>
41     <xsd:appinfo>
42       <i:Base i:name="RecordImage"/>
43     </xsd:appinfo>
44   </xsd:annotation>
45 </xsd:element>
46 <!-- ===== -->
47 <xsd:element name="FaceImage3DPoseAngle" type="ansi-nist:PoseAngleType" nillable="true">
48   <xsd:annotation>
49     <xsd:documentation>The angular offsets of the subject from a full face or a profile, for pose
50 code &apos;D&apos;.</xsd:documentation>
51   </xsd:annotation>
52 </xsd:element>
53 <!-- ===== -->
54 <xsd:element name="FaceImageAcquisitionProfile" abstract="true">
55   <xsd:annotation>
56     <xsd:documentation>The criteria under which the facial image was captured.</xsd:documentation>
57   </xsd:annotation>
58 </xsd:element>
59 <!-- ===== -->
60 <xsd:element substitutionGroup="ansi-nist:FaceImageAcquisitionProfile"
61 name="FaceImageAcquisitionProfileCode" type="ansi-nist:SAPCodeType" nillable="true">
```

```

1      <xsd:annotation>
2      <xsd:documentation>Indicates the criteria under which the facial image was
3 captured.</xsd:documentation>
4      <xsd:appinfo>
5          <i:Base i:name="FaceImageAcquisitionProfile"/>
6      </xsd:appinfo>
7  </xsd:annotation>
8  </xsd:element>
9  <!-- ===== -->
10 <xsd:element substitutionGroup="ansi-nist:FaceImageAcquisitionProfile"
11 name="FaceImageAcquisitionProfileText" type="nc:TextType" nillable="true">
12 <xsd:annotation>
13 <xsd:documentation>The criteria under which the facial image was captured.</xsd:documentation>
14 <xsd:appinfo>
15 <i:Base i:name="FaceImageAcquisitionProfile"/>
16 </xsd:appinfo>
17 </xsd:annotation>
18 </xsd:element>
19 <!-- ===== -->
20 <xsd:element name="FaceImageAttribute" type="ansi-nist:FaceImageAttributeType" nillable="true">
21 <xsd:annotation>
22 <xsd:documentation>Information about a single facial attribute.</xsd:documentation>
23 </xsd:annotation>
24 </xsd:element>
25 <!-- ===== -->
26 <xsd:element name="FaceImageAttributeAbstract" abstract="true">
27 <xsd:annotation>
28 <xsd:documentation>Indicates special attributes of the captured facial
29 image.</xsd:documentation>
30 </xsd:annotation>
31 </xsd:element>
32 <!-- ===== -->
33 <xsd:element substitutionGroup="ansi-nist:FaceImageAttributeAbstract"
34 name="FaceImageAttributeCode" type="ansi-nist:PXSCodeType" nillable="true">
35 <xsd:annotation>
36 <xsd:documentation>Indicates special attributes of the captured facial
37 image.</xsd:documentation>
38 <xsd:appinfo>
39 <i:Base i:name="FaceImageAttributeAbstract"/>
40 </xsd:appinfo>
41 </xsd:annotation>
42 </xsd:element>
43 <!-- ===== -->
44 <xsd:element substitutionGroup="ansi-nist:FaceImageAttributeAbstract"
45 name="FaceImageAttributeText" type="nc:TextType" nillable="true">
46 <xsd:annotation>
47 <xsd:documentation>Part 4, Sec 13 NCIC code description, or free text additional information
48 for "other" attributes</xsd:documentation>
49 <xsd:appinfo>
50 <i:Base i:name="FaceImageAttributeAbstract"/>
51 </xsd:appinfo>
52 </xsd:annotation>
53 </xsd:element>
54 <!-- ===== -->
55 <xsd:element name="FaceImageDescription" abstract="true">
56 <xsd:annotation>
57 <xsd:documentation>Indicates the facial expression of the subject and other attributes
58 associated with the subject's captured facial image</xsd:documentation>
59 </xsd:annotation>
60 </xsd:element>
61 <!-- ===== -->

```

```
1 <xsd:element substitutionGroup="ansi-nist:FaceImageDescription" name="FaceImageDescriptionCode"
2 type="ansi-nist:SXSCodeType" nillable="true">
3 <xsd:annotation>
4 <xsd:documentation>Indicates the facial expression of the subject and other attributes
5 associated with the subject's captured facial image</xsd:documentation>
6 <xsd:appinfo>
7 <i:Base i:name="FaceImageDescription"/>
8 </xsd:appinfo>
9 </xsd:annotation>
10 </xsd:element>
11 <!-- ===== -->
12 <xsd:element substitutionGroup="ansi-nist:FaceImageDescription" name="FaceImageDescriptionText"
13 type="nc:TextType" nillable="true">
14 <xsd:annotation>
15 <xsd:documentation>Text description of the facial image.</xsd:documentation>
16 <xsd:appinfo>
17 <i:Base i:name="FaceImageDescription"/>
18 </xsd:appinfo>
19 </xsd:annotation>
20 </xsd:element>
21 <!-- ===== -->
22 <xsd:element name="FaceImageEyeColorAttribute" abstract="true">
23 <xsd:annotation>
24 <xsd:documentation>Eye Color shown in an image of a persons face</xsd:documentation>
25 </xsd:annotation>
26 </xsd:element>
27 <!-- ===== -->
28 <xsd:element substitutionGroup="ansi-nist:FaceImageEyeColorAttribute"
29 name="FaceImageEyeColorAttributeCode" type="ansi-nist:SECCodeType" nillable="true">
30 <xsd:annotation>
31 <xsd:documentation>Indicates the eye color of the subject as seen in the
32 photograph.</xsd:documentation>
33 <xsd:appinfo>
34 <i:Base i:name="FaceImageEyeColorAttribute"/>
35 </xsd:appinfo>
36 </xsd:annotation>
37 </xsd:element>
38 <!-- ===== -->
39 <xsd:element substitutionGroup="ansi-nist:FaceImageEyeColorAttribute"
40 name="FaceImageEyeColorAttributeText" type="nc:TextType" nillable="true">
41 <xsd:annotation>
42 <xsd:documentation>Eye Color shown in an image of a persons face</xsd:documentation>
43 <xsd:appinfo>
44 <i:Base i:name="FaceImageEyeColorAttribute"/>
45 </xsd:appinfo>
46 </xsd:annotation>
47 </xsd:element>
48 <!-- ===== -->
49 <xsd:element name="FaceImageFeaturePoint" type="ansi-nist:FaceImageFeaturePointType"
50 nillable="true">
51 <xsd:annotation>
52 <xsd:documentation>A set of attributes describing facial feature points and their
53 locations.</xsd:documentation>
54 </xsd:annotation>
55 </xsd:element>
56 <!-- ===== -->
57 <xsd:element name="FaceImageHairColorAttribute" abstract="true">
58 <xsd:annotation>
59 <xsd:documentation>Hair color shown in an image of a persons face</xsd:documentation>
60 </xsd:annotation>
61 </xsd:element>
```

```
1      <!-- ===== -->
2      <xsd:element substitutionGroup="ansi-nist:FaceImageHairColorAttribute"
3 name="FaceImageHairColorAttributeCode" type="ansi-nist:SHCCCodeType" nillable="true">
4          <xsd:annotation>
5              <xsd:documentation>Indicates the hair color of the subject as seen in the
6 photograph.</xsd:documentation>
7              <xsd:appinfo>
8                  <i:Base i:name="FaceImageHairColorAttribute"/>
9              </xsd:appinfo>
10             </xsd:annotation>
11         </xsd:element>
12     <!-- ===== -->
13     <xsd:element substitutionGroup="ansi-nist:FaceImageHairColorAttribute"
14 name="FaceImageHairColorAttributeText" type="nc:TextType" nillable="true">
15         <xsd:annotation>
16             <xsd:documentation>Hair color shown in an image of a persons face</xsd:documentation>
17             <xsd:appinfo>
18                 <i:Base i:name="FaceImageHairColorAttribute"/>
19             </xsd:appinfo>
20         </xsd:annotation>
21     </xsd:element>
22     <!-- ===== -->
23     <xsd:element name="FaceImagePoseOffsetAngleMeasure" type="niem-xsd:integer" nillable="true">
24         <xsd:annotation>
25             <xsd:documentation>The angular offset of the subject from full face or a profile, for pose
26 code &apos;A&apos;.</xsd:documentation>
27         </xsd:annotation>
28     </xsd:element>
29     <!-- ===== -->
30     <xsd:element name="FaceImageSubjectPose" abstract="true">
31         <xsd:annotation>
32             <xsd:documentation>Indicates the pose of the subject.</xsd:documentation>
33         </xsd:annotation>
34     </xsd:element>
35     <!-- ===== -->
36     <xsd:element substitutionGroup="ansi-nist:FaceImageSubjectPose" name="FaceImageSubjectPoseCode"
37 type="ansi-nist:POSCodeType" nillable="true">
38         <xsd:annotation>
39             <xsd:documentation>Indicates the pose of the subject.</xsd:documentation>
40             <xsd:appinfo>
41                 <i:Base i:name="FaceImageSubjectPose"/>
42             </xsd:appinfo>
43         </xsd:annotation>
44     </xsd:element>
45     <!-- ===== -->
46     <xsd:element substitutionGroup="ansi-nist:FaceImageSubjectPose" name="FaceImageSubjectPoseText"
47 type="nc:TextType" nillable="true">
48         <xsd:annotation>
49             <xsd:documentation>Text description of the pose of a subject.</xsd:documentation>
50             <xsd:appinfo>
51                 <i:Base i:name="FaceImageSubjectPose"/>
52             </xsd:appinfo>
53         </xsd:annotation>
54     </xsd:element>
55     <!-- ===== -->
56     <xsd:element name="FeaturePointCategory" abstract="true">
57         <xsd:annotation>
58             <xsd:documentation>Indicates the feature point type of the captured facial
59 image.</xsd:documentation>
60         </xsd:annotation>
61     </xsd:element>
```

```
1      <!-- ===== -->
2      <xsd:element substitutionGroup="ansi-nist:FeaturePointCategory" name="FeaturePointCategoryCode"
3 type="ansi-nist:SFPCodeType" nillable="true">
4          <xsd:annotation>
5              <xsd:documentation>Indicates the feature point type of the captured facial
6 image.</xsd:documentation>
7              <xsd:appinfo>
8                  <i:Base i:name="FeaturePointCategory"/>
9              </xsd:appinfo>
10             </xsd:annotation>
11         </xsd:element>
12     <!-- ===== -->
13     <xsd:element substitutionGroup="ansi-nist:FeaturePointCategory" name="FeaturePointCategoryText"
14 type="nc:IdentificationType" nillable="true">
15         <xsd:annotation>
16             <xsd:documentation>Text description indicating the type of feature point being
17 described.</xsd:documentation>
18             <xsd:appinfo>
19                 <i:Base i:name="FeaturePointCategory"/>
20             </xsd:appinfo>
21         </xsd:annotation>
22     </xsd:element>
23     <!-- ===== -->
24     <xsd:element name="FeaturePointHorizontalCoordinateValue" type="niem-xsd:decimal" nillable="true">
25         <xsd:annotation>
26             <xsd:documentation>The X coordinate of a core or delta position of a
27 biometric.</xsd:documentation>
28         </xsd:annotation>
29     </xsd:element>
30     <!-- ===== -->
31     <xsd:element name="FeaturePointIdentification" type="nc:IdentificationType" nillable="true">
32         <xsd:annotation>
33             <xsd:documentation>Annex K code for a particular feature point.</xsd:documentation>
34         </xsd:annotation>
35     </xsd:element>
36     <!-- ===== -->
37     <xsd:element name="FeaturePointVerticalCoordinateValue" type="niem-xsd:decimal" nillable="true">
38         <xsd:annotation>
39             <xsd:documentation>The Y coordinate of a core or delta position of a
40 biometric.</xsd:documentation>
41         </xsd:annotation>
42     </xsd:element>
43     <!-- ===== -->
44     <xsd:element name="FingerPattern" abstract="true">
45         <xsd:annotation>
46             <xsd:documentation>A particular pattern classification code.</xsd:documentation>
47         </xsd:annotation>
48     </xsd:element>
49     <!-- ===== -->
50     <xsd:element substitutionGroup="ansi-nist:FingerPattern" name="FingerPatternCode"
51 type="nc:TextType" nillable="true">
52         <xsd:annotation>
53             <xsd:appinfo>
54                 <i:Base i:name="FingerPattern"/>
55             </xsd:appinfo>
56         </xsd:annotation>
57     </xsd:element>
58     <!-- ===== -->
59     <xsd:element name="FingerPatternCodeSourceCode" type="ansi-nist:PCSCCodeType" nillable="true">
60         <xsd:annotation>
```



```
1      <xsd:documentation>Designator of Table 15, or user source of classification
2 codes.</xsd:documentation>
3    </xsd:annotation>
4  </xsd:element>
5  <!-- ===== -->
6  <xsd:element substitutionGroup="ansi-nist:FingerPattern" name="FingerPatternText"
7 type="nc:TextType" nillable="true">
8    <xsd:annotation>
9      <xsd:documentation>A particular pattern classification code. Table 15, or
10 other.</xsd:documentation>
11    <xsd:appinfo>
12      <i:Base i:name="FingerPattern"/>
13    </xsd:appinfo>
14  </xsd:annotation>
15 </xsd:element>
16 <!-- ===== -->
17 <xsd:element name="FingerPositionCode" type="ansi-nist:FPCCodeType" nillable="true">
18   <xsd:annotation>
19     <xsd:documentation>Set of possible finger position codes, most probable position
20 first.</xsd:documentation>
21   </xsd:annotation>
22 </xsd:element>
23 <!-- ===== -->
24 <xsd:element name="FingerPositionIndicator" type="niem-xsd:boolean" nillable="true">
25   <xsd:annotation>
26     <xsd:documentation>Indicator denoting whether or not a fingerprint image represents a latent
27 print </xsd:documentation>
28   </xsd:annotation>
29 </xsd:element>
30 <!-- ===== -->
31 <xsd:element substitutionGroup="ansi-nist:RecordImage" name="FingerprintImage" type="ansi-
32 nist:FingerprintImageType" nillable="true">
33   <xsd:annotation>
34     <xsd:appinfo>
35       <i:Base i:name="RecordImage"/>
36     </xsd:appinfo>
37   </xsd:annotation>
38 </xsd:element>
39 <!-- ===== -->
40 <xsd:element name="FingerprintImageImpressionCaptureCategory" abstract="true"/>
41 <!-- ===== -->
42 <xsd:element substitutionGroup="ansi-nist:FingerprintImageImpressionCaptureCategory"
43 name="FingerprintImageImpressionCaptureCategoryCode" type="ansi-nist:IMPCodeType" nillable="true">
44   <xsd:annotation>
45     <xsd:appinfo>
46       <i:Base i:name="FingerprintImageImpressionCaptureCategory"/>
47     </xsd:appinfo>
48   </xsd:annotation>
49 </xsd:element>
50 <!-- ===== -->
51 <xsd:element substitutionGroup="ansi-nist:FingerprintImageImpressionCaptureCategory"
52 name="FingerprintImageImpressionCaptureCategoryText" type="nc:TextType" nillable="true">
53   <xsd:annotation>
54     <xsd:appinfo>
55       <i:Base i:name="FingerprintImageImpressionCaptureCategory"/>
56     </xsd:appinfo>
57   </xsd:annotation>
58 </xsd:element>
59 <!-- ===== -->
60 <xsd:element name="FingerprintImageMajorCasePrint" type="ansi-
61 nist:FingerprintImageMajorCasePrintType" nillable="true">
```

```
1     <xsd:annotation>
2     <xsd:documentation>Information required when finger position code is "19" complete friction
3 ridge exemplars.</xsd:documentation>
4     </xsd:annotation>
5 </xsd:element>
6 <!-- ===== -->
7 <xsd:element name="FingerprintImageNISTQuality" type="ansi-nist:FingerprintImageNISTQualityType"
8 nillable="true"/>
9 <!-- ===== -->
10 <xsd:element name="FingerprintImagePosition" type="ansi-nist:FingerprintType" nillable="true">
11     <xsd:annotation>
12     <xsd:documentation>Set of possible finger position codes, most probable position
13 first.</xsd:documentation>
14     </xsd:annotation>
15 </xsd:element>
16 <!-- ===== -->
17 <xsd:element name="FingerprintImageSegmentationQuality" type="ansi-
18 nist:FingerprintImageQualityType" nillable="true">
19     <xsd:annotation>
20     <xsd:documentation>Information about the accuracy of the slap print
21 segmentation.</xsd:documentation>
22     </xsd:annotation>
23 </xsd:element>
24 <!-- ===== -->
25 <xsd:element name="FingerprintPattern" type="ansi-nist:FingerprintPatternType" nillable="true"/>
26 <!-- ===== -->
27 <xsd:element name="ImageBitsPerPixelQuantity" type="niem-xsd:nonNegativeInteger" nillable="true">
28     <xsd:annotation>
29     <xsd:documentation>The number of bits used to represent a pixel.</xsd:documentation>
30     </xsd:annotation>
31 </xsd:element>
32 <!-- ===== -->
33 <xsd:element name="ImageCaptureDetail" type="ansi-nist:ImageCaptureType" nillable="true">
34     <xsd:annotation>
35     <xsd:documentation>Information regarding the captured (e.g., scanned)
36 image.</xsd:documentation>
37     </xsd:annotation>
38 </xsd:element>
39 <!-- ===== -->
40 <xsd:element name="ImageCategoryCode" type="ansi-nist:IMTCodeType" nillable="true">
41     <xsd:annotation>
42     <xsd:documentation>Indicates the type of image contained in this record</xsd:documentation>
43     </xsd:annotation>
44 </xsd:element>
45 <!-- ===== -->
46 <xsd:element name="ImageColorSpace" abstract="true">
47     <xsd:annotation>
48     <xsd:documentation>Color space used to exchange an image.</xsd:documentation>
49     </xsd:annotation>
50 </xsd:element>
51 <!-- ===== -->
52 <xsd:element substitutionGroup="ansi-nist:ImageColorSpace" name="ImageColorSpaceCode" type="ansi-
53 nist:CSPCodeType" nillable="true">
54     <xsd:annotation>
55     <xsd:documentation>The color space code used to exchange an image from Table
56 3.</xsd:documentation>
57     <xsd:appinfo>
58     <i:Base i:name="ImageColorSpace"/>
59     </xsd:appinfo>
60     </xsd:annotation>
61 </xsd:element>
```

```
1      <!-- ===== -->
2      <xsd:element substitutionGroup="ansi-nist:ImageColorSpace" name="ImageColorSpaceText"
3 type="nc:TextType" nillable="true">
4          <xsd:annotation>
5              <xsd:documentation>Color space used to exchange an image.</xsd:documentation>
6              <xsd:appinfo>
7                  <i:Base i:name="ImageColorSpace"/>
8              </xsd:appinfo>
9          </xsd:annotation>
10     </xsd:element>
11     <!-- ===== -->
12     <xsd:element name="ImageCommentText" type="nc:TextType" nillable="true">
13         <xsd:annotation>
14             <xsd:documentation>Comments or other text information regarding an image.</xsd:documentation>
15         </xsd:annotation>
16     </xsd:element>
17     <!-- ===== -->
18     <xsd:element name="ImageCompressionAlgorithm" abstract="true">
19         <xsd:annotation>
20             <xsd:documentation>ASCII code from Table 1</xsd:documentation>
21         </xsd:annotation>
22     </xsd:element>
23     <!-- ===== -->
24     <xsd:element substitutionGroup="ansi-nist:ImageCompressionAlgorithm"
25 name="ImageCompressionAlgorithmCode" type="ansi-nist:GCACodeType" nillable="true">
26         <xsd:annotation>
27             <xsd:documentation>ASCII code from Table 1</xsd:documentation>
28         <xsd:appinfo>
29             <i:Base i:name="ImageCompressionAlgorithm"/>
30         </xsd:appinfo>
31     </xsd:annotation>
32 </xsd:element>
33     <!-- ===== -->
34     <xsd:element substitutionGroup="ansi-nist:ImageCompressionAlgorithm"
35 name="ImageCompressionAlgorithmText" type="nc:TextType" nillable="true">
36         <xsd:annotation>
37             <xsd:documentation>ASCII code from Table 1 (e.g. NONE or per domain registrar) or Integer code
38 from Table 2.</xsd:documentation>
39         <xsd:appinfo>
40             <i:Base i:name="ImageCompressionAlgorithm"/>
41         </xsd:appinfo>
42     </xsd:annotation>
43 </xsd:element>
44     <!-- ===== -->
45     <xsd:element name="ImageHorizontalLineLengthPixelQuantity" type="niem-xsd:integer"
46 nillable="true">
47         <xsd:annotation>
48             <xsd:documentation>Number of pixels on a single horizontal line.</xsd:documentation>
49         </xsd:annotation>
50     </xsd:element>
51     <!-- ===== -->
52     <xsd:element name="ImageHorizontalPixelDensityValue" type="niem-xsd:nonNegativeInteger"
53 nillable="true">
54         <xsd:annotation>
55             <xsd:documentation>Transmitted pixel density in horizontal direction.</xsd:documentation>
56         </xsd:annotation>
57     </xsd:element>
58     <!-- ===== -->
59     <xsd:element name="ImageQuality" type="ansi-nist:ImageQualityType" nillable="true">
60         <xsd:annotation>
61             <xsd:documentation>Details about the quality of an image.</xsd:documentation>
```

```
1     </xsd:annotation>
2 </xsd:element>
3 <!-- ===== -->
4 <xsd:element name="ImageRecordCategoryCode" type="ansi-nist:IRTCODEType" nillable="true">
5     <xsd:annotation>
6         <xsd:documentation>Indicates the type of logical image record.</xsd:documentation>
7     </xsd:annotation>
8 </xsd:element>
9 <!-- ===== -->
10 <xsd:element name="ImageReferenceIdentification" type="nc:IdentificationType" nillable="true">
11     <xsd:annotation>
12         <xsd:documentation>An integer value associated with a particular subject matter object (e.g.,
13 a particular finger).</xsd:documentation>
14     </xsd:annotation>
15 </xsd:element>
16 <!-- ===== -->
17 <xsd:element name="ImageScaleUnitsCode" type="ansi-nist:SLCCODEType" nillable="true">
18     <xsd:annotation>
19         <xsd:documentation>Indicates the sampling frequency unit designator, pixels per inch, or
20 pixels per centimeter.</xsd:documentation>
21     </xsd:annotation>
22 </xsd:element>
23 <!-- ===== -->
24 <xsd:element name="ImageVerticalLineLengthPixelQuantity" type="niem-xsd:integer" nillable="true">
25     <xsd:annotation>
26         <xsd:documentation>Number of horizontal lines.</xsd:documentation>
27     </xsd:annotation>
28 </xsd:element>
29 <!-- ===== -->
30 <xsd:element name="ImageVerticalPixelDensityValue" type="niem-xsd:nonNegativeInteger"
31 nillable="true">
32     <xsd:annotation>
33         <xsd:documentation>Transmitted pixel density in the vertical direction.</xsd:documentation>
34     </xsd:annotation>
35 </xsd:element>
36 <!-- ===== -->
37 <xsd:element name="IrisEyeColorAttributeCode" type="ansi-nist:SECCODEType" nillable="true">
38     <xsd:annotation>
39         <xsd:documentation>Table 22, eye color code.</xsd:documentation>
40     </xsd:annotation>
41 </xsd:element>
42 <!-- ===== -->
43 <xsd:element name="IrisEyePosition" abstract="true">
44     <xsd:annotation>
45         <xsd:documentation>Designates which eye is represented by the image.</xsd:documentation>
46     </xsd:annotation>
47 </xsd:element>
48 <!-- ===== -->
49 <xsd:element substitutionGroup="ansi-nist:IrisEyePosition" name="IrisEyePositionCode" type="ansi-
50 nist:FIDCODEType" nillable="true">
51     <xsd:annotation>
52         <xsd:documentation>Designates which eye is represented by the image.</xsd:documentation>
53     <xsd:appinfo>
54         <i:Base i:name="IrisEyePosition"/>
55     </xsd:appinfo>
56 </xsd:annotation>
57 </xsd:element>
58 <!-- ===== -->
59 <xsd:element substitutionGroup="ansi-nist:IrisEyePosition" name="IrisEyePositionText"
60 type="nc:TextType" nillable="true">
61     <xsd:annotation>
```

```

1      <xsd:documentation>Which eye is represented by the text.</xsd:documentation>
2      <xsd:appinfo>
3          <i:Base i:name="IrisEyePosition"/>
4      </xsd:appinfo>
5  </xsd:annotation>
6 </xsd:element>
7 <!-- ===== -->
8 <xsd:element name="IrisEyeRotationAngleMeasure" type="niem-xsd:nonNegativeInteger"
9 nillable="true">
10     <xsd:annotation>
11         <xsd:documentation>The rotation angle of the image.</xsd:documentation>
12     </xsd:annotation>
13 </xsd:element>
14 <!-- ===== -->
15 <xsd:element name="IrisEyeRotationUncertaintyValueText" type="nc:TextType" nillable="true">
16     <xsd:annotation>
17         <xsd:documentation>Image rotation uncertainty.</xsd:documentation>
18     </xsd:annotation>
19 </xsd:element>
20 <!-- ===== -->
21 <xsd:element substitutionGroup="ansi-nist:RecordImage" name="IrisImage" type="ansi-
22 nist:IrisImageType" nillable="true">
23     <xsd:annotation>
24         <xsd:appinfo>
25             <i:Base i:name="RecordImage"/>
26         </xsd:appinfo>
27     </xsd:annotation>
28 </xsd:element>
29 <!-- ===== -->
30 <xsd:element name="IrisImageAcquisitionLightingSpectrumValue" type="ansi-nist:ALSCCodeType"
31 nillable="true">
32     <xsd:annotation>
33         <xsd:documentation>Indicates the lighting spectrum used in capturing the iris
34 image.</xsd:documentation>
35     </xsd:annotation>
36 </xsd:element>
37 <!-- ===== -->
38 <xsd:element name="IrisImageCapture" type="ansi-nist:IrisImageCaptureType" nillable="true"/>
39 <!-- ===== -->
40 <xsd:element name="IrisImageHorizontalOrientation" abstract="true">
41     <xsd:annotation>
42         <xsd:documentation>Indicates the horizontal orientation of an image.</xsd:documentation>
43     </xsd:annotation>
44 </xsd:element>
45 <!-- ===== -->
46 <xsd:element substitutionGroup="ansi-nist:IrisImageHorizontalOrientation"
47 name="IrisImageHorizontalOrientationCode" type="ansi-nist:IOCCCodeType" nillable="true">
48     <xsd:annotation>
49         <xsd:documentation>Indicates the horizontal orientation of an image.</xsd:documentation>
50     <xsd:appinfo>
51         <i:Base i:name="IrisImageHorizontalOrientation"/>
52     </xsd:appinfo>
53 </xsd:annotation>
54 </xsd:element>
55 <!-- ===== -->
56 <xsd:element substitutionGroup="ansi-nist:IrisImageHorizontalOrientation"
57 name="IrisImageHorizontalOrientationText" type="nc:TextType" nillable="true">
58     <xsd:annotation>
59         <xsd:documentation>Indicates the horizontal orientation of an image.</xsd:documentation>
60     <xsd:appinfo>
61         <i:Base i:name="IrisImageHorizontalOrientation"/>

```

```
1     </xsd:appinfo>
2     </xsd:annotation>
3 </xsd:element>
4 <!-- ===== -->
5 <xsd:element name="IrisImageScanCategory" abstract="true">
6     <xsd:annotation>
7         <xsd:documentation>Criteria under which the image was captured.</xsd:documentation>
8     </xsd:annotation>
9 </xsd:element>
10 <!-- ===== -->
11 <xsd:element substitutionGroup="ansi-nist:IrisImageScanCategory" name="IrisImageScanCategoryCode"
12 type="ansi-nist:ICTCodeType" nillable="true">
13     <xsd:annotation>
14         <xsd:documentation>Iris image scan type code.</xsd:documentation>
15     <xsd:appinfo>
16         <i:Base i:name="IrisImageScanCategory"/>
17     </xsd:appinfo>
18 </xsd:annotation>
19 </xsd:element>
20 <!-- ===== -->
21 <xsd:element substitutionGroup="ansi-nist:IrisImageScanCategory" name="IrisImageScanCategoryText"
22 type="nc:TextType" nillable="true">
23     <xsd:annotation>
24         <xsd:documentation>Criteria under which the image was captured.</xsd:documentation>
25     <xsd:appinfo>
26         <i:Base i:name="IrisImageScanCategory"/>
27     </xsd:appinfo>
28 </xsd:annotation>
29 </xsd:element>
30 <!-- ===== -->
31 <xsd:element name="IrisImageVerticalOrientation" abstract="true">
32     <xsd:annotation>
33         <xsd:documentation>Indicates the vertical orientation of an image.</xsd:documentation>
34     </xsd:annotation>
35 </xsd:element>
36 <!-- ===== -->
37 <xsd:element substitutionGroup="ansi-nist:IrisImageVerticalOrientation"
38 name="IrisImageVerticalOrientationCode" type="ansi-nist:IOCCodeType" nillable="true">
39     <xsd:annotation>
40         <xsd:documentation>Indicates the vertical orientation of an image.</xsd:documentation>
41     <xsd:appinfo>
42         <i:Base i:name="IrisImageVerticalOrientation"/>
43     </xsd:appinfo>
44 </xsd:annotation>
45 </xsd:element>
46 <!-- ===== -->
47 <xsd:element substitutionGroup="ansi-nist:IrisImageVerticalOrientation"
48 name="IrisImageVerticalOrientationText" type="nc:TextType" nillable="true">
49     <xsd:annotation>
50         <xsd:documentation>Indicates the vertical orientation of an image.</xsd:documentation>
51     <xsd:appinfo>
52         <i:Base i:name="IrisImageVerticalOrientation"/>
53     </xsd:appinfo>
54 </xsd:annotation>
55 </xsd:element>
56 <!-- ===== -->
57 <xsd:element name="MajorCasePrintCode" type="ansi-nist:FERCodeType" nillable="true">
58     <xsd:annotation>
59         <xsd:documentation>An exemplar image type code from Table 30.</xsd:documentation>
60     </xsd:annotation>
61 </xsd:element>
```

```
1      <!-- ===== -->
2      <xsd:element name="MajorCasePrintSegmentOffset" type="ansi-nist:MajorCasePrintSegmentOffsetType"
3 nillable="true">
4          <xsd:annotation>
5              <xsd:documentation>Data describing the type and location of segments within a complete
6 friction ridge exemplars image or slap print image.</xsd:documentation>
7          </xsd:annotation>
8      </xsd:element>
9      <!-- ===== -->
10     <xsd:element name="MajorCasePrintText" type="nc:TextType" nillable="true">
11         <xsd:annotation>
12             <xsd:documentation>Type of exemplar image.</xsd:documentation>
13         </xsd:annotation>
14     </xsd:element>
15     <!-- ===== -->
16     <xsd:element name="MaximumRangeIdentification" type="nc:IdentificationType" nillable="true">
17         <xsd:annotation>
18             <xsd:documentation>Highest Value in consecutive Number Range</xsd:documentation>
19         </xsd:annotation>
20     </xsd:element>
21     <!-- ===== -->
22     <xsd:element name="MinimumRangeIdentification" type="nc:IdentificationType" nillable="true">
23         <xsd:annotation>
24             <xsd:documentation>Lowest Value in consecutive Number Range</xsd:documentation>
25         </xsd:annotation>
26     </xsd:element>
27     <!-- ===== -->
28     <xsd:element name="MinutiaCategory" abstract="true">
29         <xsd:annotation>
30             <xsd:documentation>Indicates the minutia type</xsd:documentation>
31         </xsd:annotation>
32     </xsd:element>
33     <!-- ===== -->
34     <xsd:element substitutionGroup="ansi-nist:MinutiaCategory" name="MinutiaCategoryCode" type="ansi-
35 nist:MTCCodeType" nillable="true">
36         <xsd:annotation>
37             <xsd:documentation>Indicates the minutia type</xsd:documentation>
38         <xsd:appinfo>
39             <i:Base i:name="MinutiaCategory"/>
40         </xsd:appinfo>
41     </xsd:annotation>
42 </xsd:element>
43 <!-- ===== -->
44 <xsd:element substitutionGroup="ansi-nist:MinutiaCategory" name="MinutiaCategoryText"
45 type="nc:TextType" nillable="true">
46     <xsd:annotation>
47         <xsd:documentation>Text describing the type of minutia</xsd:documentation>
48     <xsd:appinfo>
49         <i:Base i:name="MinutiaCategory"/>
50     </xsd:appinfo>
51 </xsd:annotation>
52 </xsd:element>
53 <!-- ===== -->
54 <xsd:element name="MinutiaDetail" type="ansi-nist:MinutiaType" nillable="true">
55     <xsd:annotation>
56         <xsd:documentation>Information about one finger or palmprint minutia
57 object.</xsd:documentation>
58     </xsd:annotation>
59 </xsd:element>
60 <!-- ===== -->
61 <xsd:element name="MinutiaIdentification" type="nc:IdentificationType" nillable="true">
```

```

1     <xsd:annotation>
2     <xsd:documentation>An integer value sequentially assigned to minutia in this
3 record.</xsd:documentation>
4     </xsd:annotation>
5 </xsd:element>
6 <!-- ===== -->
7 <xsd:element name="MinutiaPosition" type="ansi-nist:MinutiaPositionType" nillable="true">
8     <xsd:annotation>
9     <xsd:documentation>A set of coordinates describing the position of a single
10 minutia.</xsd:documentation>
11     </xsd:annotation>
12 </xsd:element>
13 <!-- ===== -->
14 <xsd:element name="MinutiaQualityValue" type="niem-xsd:nonNegativeInteger" nillable="true">
15     <xsd:annotation>
16     <xsd:documentation>A confidence level quality value.</xsd:documentation>
17     </xsd:annotation>
18 </xsd:element>
19 <!-- ===== -->
20 <xsd:element name="MinutiaRidgeCount" type="ansi-nist:MinutiaRidgeCountType" nillable="true">
21     <xsd:annotation>
22     <xsd:documentation>A set of measurements from this minutia point to distant minutia
23 points.</xsd:documentation>
24     </xsd:annotation>
25 </xsd:element>
26 <!-- ===== -->
27 <xsd:element name="Minutiae" type="ansi-nist:MinutiaeType" nillable="true"/>
28 <!-- ===== -->
29 <xsd:element name="MinutiaeFingerCorePosition" type="ansi-nist:MinutiaeFingerPositionType"
30 nillable="true">
31     <xsd:annotation>
32     <xsd:documentation>The position of the finger's pattern core.</xsd:documentation>
33     </xsd:annotation>
34 </xsd:element>
35 <!-- ===== -->
36 <xsd:element name="MinutiaeFingerDeltaPosition" type="ansi-nist:MinutiaeFingerPositionType"
37 nillable="true">
38     <xsd:annotation>
39     <xsd:documentation>The position of the finger's pattern delta.</xsd:documentation>
40     </xsd:annotation>
41 </xsd:element>
42 <!-- ===== -->
43 <xsd:element name="MinutiaeFingerPatternDetail" type="ansi-nist:MinutiaeFingerPatternType"
44 nillable="true">
45     <xsd:annotation>
46     <xsd:documentation>A repeatable subelement containing details about a fingerprint pattern.
47 The first occurrence is the primary pattern, others are reference patterns.</xsd:documentation>
48     </xsd:annotation>
49 </xsd:element>
50 <!-- ===== -->
51 <xsd:element name="MinutiaeFingerPosition" abstract="true"/>
52 <!-- ===== -->
53 <xsd:element substitutionGroup="ansi-nist:MinutiaeFingerPosition"
54 name="MinutiaeFingerPositionCode" type="nc:TextType" nillable="true">
55     <xsd:annotation>
56     <xsd:appinfo>
57     <i:Base i:name="MinutiaeFingerPosition"/>
58     </xsd:appinfo>
59     </xsd:annotation>
60 </xsd:element>
61 <!-- ===== -->

```



```
1 <xsd:element substitutionGroup="ansi-nist:MinutiaeFingerPosition"
2 name="MinutiaeFingerPositionText" type="nc:TextType" nillable="true">
3 <xsd:annotation>
4 <xsd:appinfo>
5 <i:Base i:name="MinutiaeFingerPosition"/>
6 </xsd:appinfo>
7 </xsd:annotation>
8 </xsd:element>
9 <!-- ===== -->
10 <xsd:element name="MinutiaeFormatNISTStandardIndicator" type="niem-xsd:boolean" nillable="true">
11 <xsd:annotation>
12 <xsd:documentation>Designator of standard or user-defined format.</xsd:documentation>
13 </xsd:annotation>
14 </xsd:element>
15 <!-- ===== -->
16 <xsd:element name="MinutiaeImpressionCaptureCategory" abstract="true"/>
17 <!-- ===== -->
18 <xsd:element substitutionGroup="ansi-nist:MinutiaeImpressionCaptureCategory"
19 name="MinutiaeImpressionCaptureCategoryCode" type="nc:TextType" nillable="true">
20 <xsd:annotation>
21 <xsd:appinfo>
22 <i:Base i:name="MinutiaeImpressionCaptureCategory"/>
23 </xsd:appinfo>
24 </xsd:annotation>
25 </xsd:element>
26 <!-- ===== -->
27 <xsd:element substitutionGroup="ansi-nist:MinutiaeImpressionCaptureCategory"
28 name="MinutiaeImpressionCaptureCategoryText" type="nc:TextType" nillable="true">
29 <xsd:annotation>
30 <xsd:appinfo>
31 <i:Base i:name="MinutiaeImpressionCaptureCategory"/>
32 </xsd:appinfo>
33 </xsd:annotation>
34 </xsd:element>
35 <!-- ===== -->
36 <xsd:element name="MinutiaeNISTStandard" type="ansi-nist:NISTStandardMinutiaeType"
37 nillable="true">
38 <xsd:annotation>
39 <xsd:documentation>Details regarding NIST Standard Minutiae</xsd:documentation>
40 </xsd:annotation>
41 </xsd:element>
42 <!-- ===== -->
43 <xsd:element name="MinutiaePalmPosition" abstract="true"/>
44 <!-- ===== -->
45 <xsd:element substitutionGroup="ansi-nist:MinutiaePalmPosition" name="MinutiaePalmPositionCode"
46 type="nc:TextType" nillable="true">
47 <xsd:annotation>
48 <xsd:appinfo>
49 <i:Base i:name="MinutiaePalmPosition"/>
50 </xsd:appinfo>
51 </xsd:annotation>
52 </xsd:element>
53 <!-- ===== -->
54 <xsd:element substitutionGroup="ansi-nist:MinutiaePalmPosition" name="MinutiaePalmPositionText"
55 type="nc:TextType" nillable="true">
56 <xsd:annotation>
57 <xsd:appinfo>
58 <i:Base i:name="MinutiaePalmPosition"/>
59 </xsd:appinfo>
60 </xsd:annotation>
61 </xsd:element>
```

```
1 <!-- ===== -->
2 <xsd:element name="MinutiaeQuantity" type="niem-xsd:nonNegativeInteger" nillable="true">
3   <xsd:annotation>
4     <xsd:documentation>The number of minutiae recorded for this finger or
5     palmprint.</xsd:documentation>
6   </xsd:annotation>
7 </xsd:element>
8 <!-- ===== -->
9 <xsd:element name="MinutiaeReadingSystem" type="ansi-nist:MinutiaeReadingSystemType"
10 nillable="true">
11   <xsd:annotation>
12     <xsd:documentation>Designator of standard or user-defined format.</xsd:documentation>
13   </xsd:annotation>
14 </xsd:element>
15 <!-- ===== -->
16 <xsd:element name="MinutiaeRidgeCountIndicator" type="niem-xsd:boolean" nillable="true">
17   <xsd:annotation>
18     <xsd:documentation>Designates whether minutiae data record contains ridge count
19     information.</xsd:documentation>
20   </xsd:annotation>
21 </xsd:element>
22 <!-- ===== -->
23 <xsd:element name="NISTImage" type="ansi-nist:NISTImageType" nillable="true"/>
24 <!-- ===== -->
25 <xsd:element name="NISTQualityMeasure" type="niem-xsd:nonNegativeInteger" nillable="true">
26   <xsd:annotation>
27     <xsd:documentation>The value of a NIST Fingerprint Image Quality score, predicted matcher
28     accuracy.</xsd:documentation>
29   </xsd:annotation>
30 </xsd:element>
31 <!-- ===== -->
32 <xsd:element name="NativeScanningResolutionValue" type="niem-xsd:decimal" nillable="true">
33   <xsd:annotation>
34     <xsd:documentation>In pixels per mm, the native resolution of transaction originator's
35     scanning equipment.</xsd:documentation>
36   </xsd:annotation>
37 </xsd:element>
38 <!-- ===== -->
39 <xsd:element name="NewsletterCount" type="niem-xsd:nonNegativeInteger" nillable="true">
40   <xsd:annotation>
41     <xsd:documentation>The number of CJIS newsletters needed.</xsd:documentation>
42   </xsd:annotation>
43 </xsd:element>
44 <!-- ===== -->
45 <xsd:element name="NominalTransmittingResolutionValue" type="niem-xsd:decimal" nillable="true">
46   <xsd:annotation>
47     <xsd:documentation>In pixels per mm, this transaction's transmitting
48     resolution.</xsd:documentation>
49   </xsd:annotation>
50 </xsd:element>
51 <!-- ===== -->
52 <xsd:element name="OperatingManualCount" type="niem-xsd:nonNegativeInteger" nillable="true">
53   <xsd:annotation>
54     <xsd:documentation>The number of Operating Manuals needed.</xsd:documentation>
55   </xsd:annotation>
56 </xsd:element>
57 <!-- ===== -->
58 <xsd:element name="OrganizationDocumentCount" type="ansi-nist:OrganizationDocumentCountType"
59 nillable="true">
60   <xsd:annotation>
```

```
1      <xsd:documentation>Data regarding the document counts for the ORI being
2 entered.</xsd:documentation>
3    </xsd:annotation>
4  </xsd:element>
5  <!-- ===== -->
6  <xsd:element name="OrganizationName" type="nc:TextType" nillable="true">
7    <xsd:annotation>
8      <xsd:documentation>Unique domain agency identifier.</xsd:documentation>
9    </xsd:annotation>
10 </xsd:element>
11 <!-- ===== -->
12 <xsd:element name="PalmPosition" abstract="true">
13   <xsd:annotation>
14     <xsd:documentation>Indicates the location on the palm that a print
15 represents.</xsd:documentation>
16   </xsd:annotation>
17 </xsd:element>
18 <!-- ===== -->
19 <xsd:element substitutionGroup="ansi-nist:PalmPosition" name="PalmPositionCode" type="ansi-
20 nist:PPCCodeType" nillable="true">
21   <xsd:annotation>
22     <xsd:documentation>Indicates the location on the palm that a print
23 represents.</xsd:documentation>
24   <xsd:appinfo>
25     <i:Base i:name="PalmPosition"/>
26   </xsd:appinfo>
27 </xsd:annotation>
28 </xsd:element>
29 <!-- ===== -->
30 <xsd:element substitutionGroup="ansi-nist:PalmPosition" name="PalmPositionText" type="nc:TextType"
31 nillable="true">
32   <xsd:annotation>
33     <xsd:documentation>Text indicating the location on the palm that a print
34 represents.</xsd:documentation>
35   <xsd:appinfo>
36     <i:Base i:name="PalmPosition"/>
37   </xsd:appinfo>
38 </xsd:annotation>
39 </xsd:element>
40 <!-- ===== -->
41 <xsd:element substitutionGroup="ansi-nist:RecordImage" name="PalmprintImage" type="ansi-
42 nist:PalmprintImageType" nillable="true">
43   <xsd:annotation>
44     <xsd:appinfo>
45       <i:Base i:name="RecordImage"/>
46     </xsd:appinfo>
47   </xsd:annotation>
48 </xsd:element>
49 <!-- ===== -->
50 <xsd:element name="PatternCodeSourceCode" type="ansi-nist:PCSCCodeType" nillable="true">
51   <xsd:annotation>
52     <xsd:documentation>Designator of Table 15, or user source of classification
53 codes.</xsd:documentation>
54   </xsd:annotation>
55 </xsd:element>
56 <!-- ===== -->
57 <xsd:element name="PatternCorePosition" type="ansi-nist:MinutiaPositionType" nillable="true">
58   <xsd:annotation>
59     <xsd:documentation>A set of coordinates describing the position of a pattern's core or
60 delta.</xsd:documentation>
61   </xsd:annotation>
```

```
1 </xsd:element>
2 <!-- ===== -->
3 <xsd:element name="PatternDeltaPosition" type="ansi-nist:MinutiaPositionType" nillable="true">
4   <xsd:annotation>
5     <xsd:documentation>The position of the finger's pattern delta.</xsd:documentation>
6   </xsd:annotation>
7 </xsd:element>
8 <!-- ===== -->
9 <xsd:element name="PatternNISTStandardText" type="nc:TextType" nillable="true">
10  <xsd:annotation>
11    <xsd:documentation>A particular pattern classification code. Table 15, or
12 other.</xsd:documentation>
13  </xsd:annotation>
14 </xsd:element>
15 <!-- ===== -->
16 <xsd:element name="PatternUserText" type="nc:TextType" nillable="true">
17  <xsd:annotation>
18    <xsd:documentation>A particular pattern classification code. Table 15, or
19 other.</xsd:documentation>
20  </xsd:annotation>
21 </xsd:element>
22 <!-- ===== -->
23 <xsd:element name="PhysicalFeatureCategoryCode" type="ansi-nist:SMDCodeType" nillable="true">
24  <xsd:annotation>
25    <xsd:documentation>Indicates the source of the image as being a scar, a mark, or a
26 tattoo.</xsd:documentation>
27  </xsd:annotation>
28 </xsd:element>
29 <!-- ===== -->
30 <xsd:element name="PhysicalFeatureClassCode" type="ansi-nist:PCCCodeType" nillable="true">
31  <xsd:annotation>
32    <xsd:documentation>Indicates the human tattoo class of an SMT, OTHER if not
33 tattoo.</xsd:documentation>
34  </xsd:annotation>
35 </xsd:element>
36 <!-- ===== -->
37 <xsd:element name="PhysicalFeatureColorDetail" type="ansi-nist:PhysicalFeatureColorDetailType"
38 nillable="true"/>
39 <!-- ===== -->
40 <xsd:element name="PhysicalFeatureDescriptionDetail" type="ansi-
41 nist:PhysicalFeatureDescriptionType" nillable="true">
42  <xsd:annotation>
43    <xsd:documentation>A complete description of scars, marks, or tattoos visible in a transmitted
44 image.</xsd:documentation>
45  </xsd:annotation>
46 </xsd:element>
47 <!-- ===== -->
48 <xsd:element name="PhysicalFeatureDescriptionText" type="nc:TextType" nillable="true">
49  <xsd:annotation>
50    <xsd:documentation>Additional free text qualifiers describing the contents of the
51 image.</xsd:documentation>
52  </xsd:annotation>
53 </xsd:element>
54 <!-- ===== -->
55 <xsd:element name="PhysicalFeatureHeightMeasure" type="niem-xsd:nonNegativeInteger"
56 nillable="true">
57  <xsd:annotation>
58    <xsd:documentation>The feature's height in whole centimeters</xsd:documentation>
59  </xsd:annotation>
60 </xsd:element>
61 <!-- ===== -->
```

```
1 <xsd:element substitutionGroup="ansi-nist:RecordImage" name="PhysicalFeatureImage" type="ansi-
2 nist:PhysicalFeatureImageType" nillable="true">
3 <xsd:annotation>
4 <xsd:appinfo>
5 <i:Base i:name="RecordImage"/>
6 </xsd:appinfo>
7 </xsd:annotation>
8 </xsd:element>
9 <!-- ===== -->
10 <xsd:element name="PhysicalFeatureNCICCode" type="fbi:SMTCodeType" nillable="true">
11 <xsd:annotation>
12 <xsd:documentation>NCIC code for a particular scar, mark, or tattoo.</xsd:documentation>
13 </xsd:annotation>
14 </xsd:element>
15 <!-- ===== -->
16 <xsd:element name="PhysicalFeaturePrimaryColorCode" type="ansi-nist:COLCodeType" nillable="true">
17 <xsd:annotation>
18 <xsd:documentation>Primary Color of a tattoo in an image.</xsd:documentation>
19 </xsd:annotation>
20 </xsd:element>
21 <!-- ===== -->
22 <xsd:element name="PhysicalFeatureSecondaryColorCode" type="ansi-nist:COLCodeType"
23 nillable="true">
24 <xsd:annotation>
25 <xsd:documentation>Secondary Color of a tattoo in an image.</xsd:documentation>
26 </xsd:annotation>
27 </xsd:element>
28 <!-- ===== -->
29 <xsd:element name="PhysicalFeatureSize" type="ansi-nist:PhysicalFeatureSizeType" nillable="true">
30 <xsd:annotation>
31 <xsd:documentation>The dimensions of the scar, mark, or tattoo.</xsd:documentation>
32 </xsd:annotation>
33 </xsd:element>
34 <!-- ===== -->
35 <xsd:element name="PhysicalFeatureSubClassCode" type="ansi-nist:PSCCodeType" nillable="true">
36 <xsd:annotation>
37 <xsd:documentation>Indicates the human tattoo subclass of an SMT, MISC if not
38 tattoo.</xsd:documentation>
39 </xsd:annotation>
40 </xsd:element>
41 <!-- ===== -->
42 <xsd:element name="PhysicalFeatureWidthMeasure" type="niem-xsd:nonNegativeInteger"
43 nillable="true">
44 <xsd:annotation>
45 <xsd:documentation>The feature's width in whole centimeters</xsd:documentation>
46 </xsd:annotation>
47 </xsd:element>
48 <!-- ===== -->
49 <xsd:element name="PosePitchAngleMeasure" type="niem-xsd:integer" nillable="true">
50 <xsd:annotation>
51 <xsd:documentation>Rogation about the horizontal &apos;x&apos; axis.</xsd:documentation>
52 </xsd:annotation>
53 </xsd:element>
54 <!-- ===== -->
55 <xsd:element name="PosePitchUncertaintyValue" type="niem-xsd:nonNegativeInteger" nillable="true">
56 <xsd:annotation>
57 <xsd:documentation>The pitch uncertainty.</xsd:documentation>
58 </xsd:annotation>
59 </xsd:element>
60 <!-- ===== -->
61 <xsd:element name="PoseRollAngleMeasure" type="niem-xsd:integer" nillable="true">
```

```
1     <xsd:annotation>
2       <xsd:documentation>Rotation about the &apos;z&apos; axis.</xsd:documentation>
3     </xsd:annotation>
4   </xsd:element>
5   <!-- ===== -->
6   <xsd:element name="PoseRollUncertaintyValue" type="niem-xsd:nonNegativeInteger" nillable="true">
7     <xsd:annotation>
8       <xsd:documentation>The roll uncertainty.</xsd:documentation>
9     </xsd:annotation>
10  </xsd:element>
11  <!-- ===== -->
12  <xsd:element name="PoseYawAngleMeasure" type="niem-xsd:integer" nillable="true">
13    <xsd:annotation>
14      <xsd:documentation>Rotation about the vertical &apos;y&apos; axis.</xsd:documentation>
15    </xsd:annotation>
16  </xsd:element>
17  <!-- ===== -->
18  <xsd:element name="PoseYawUncertaintyValue" type="niem-xsd:nonNegativeInteger" nillable="true">
19    <xsd:annotation>
20      <xsd:documentation>The yaw uncertainty.</xsd:documentation>
21    </xsd:annotation>
22  </xsd:element>
23  <!-- ===== -->
24  <xsd:element name="PositionBottomCoordinateValue" type="niem-xsd:nonNegativeInteger"
25  nillable="true">
26    <xsd:annotation>
27      <xsd:documentation>In pixels, the bottom vertical offset of the segment box within an
28  image.</xsd:documentation>
29    </xsd:annotation>
30  </xsd:element>
31  <!-- ===== -->
32  <xsd:element name="PositionDirectionDegreeValue" type="niem-xsd:nonNegativeInteger"
33  nillable="true">
34    <xsd:annotation>
35      <xsd:documentation>Direction of the core opening, through the center of curvature for the
36  innermost recurve at maximum curvature in integer degrees (000 to 360)</xsd:documentation>
37    </xsd:annotation>
38  </xsd:element>
39  <!-- ===== -->
40  <xsd:element name="PositionHorizontalCoordinateValue" type="niem-xsd:nonNegativeInteger"
41  nillable="true">
42    <xsd:annotation>
43      <xsd:documentation>The minutia&apos;s X coordinate</xsd:documentation>
44    </xsd:annotation>
45  </xsd:element>
46  <!-- ===== -->
47  <xsd:element name="PositionThetaAngleMeasure" type="niem-xsd:nonNegativeInteger" nillable="true">
48    <xsd:annotation>
49      <xsd:documentation>The minutia&apos;s theta angle</xsd:documentation>
50    </xsd:annotation>
51  </xsd:element>
52  <!-- ===== -->
53  <xsd:element name="PositionTopCoordinateValue" type="niem-xsd:nonNegativeInteger" nillable="true">
54    <xsd:annotation>
55      <xsd:documentation>In pixels, the top vertical offset of the segment box within an
56  image.</xsd:documentation>
57    </xsd:annotation>
58  </xsd:element>
59  <!-- ===== -->
60  <xsd:element name="PositionUncertaintyValue" type="niem-xsd:nonNegativeInteger" nillable="true">
61    <xsd:annotation>
```

```
1      <xsd:documentation>Radius of position uncertainty (PUM) in the manual or automatic placement
2 of the core in integer units of 10 micrometers.</xsd:documentation>
3    </xsd:annotation>
4  </xsd:element>
5  <!-- ===== -->
6  <xsd:element name="PositionVerticalCoordinateValue" type="niem-xsd:nonNegativeInteger"
7 nillable="true">
8    <xsd:annotation>
9      <xsd:documentation>The minutia's Y coordinate</xsd:documentation>
10     </xsd:annotation>
11   </xsd:element>
12   <!-- ===== -->
13   <xsd:element name="ProtectionOrderAugmentation" type="ansi-nist:ProtectionOrderAugmentationType"
14 substitutionGroup="s:Augmentation">
15     <xsd:annotation>
16       <xsd:documentation>An augmentation that applies to j:ProtectionOrderType</xsd:documentation>
17     <xsd:appinfo>
18       <i:AppliesTo i:namespace="http://niem.gov/niem/domains/jxdm/4.0"
19 i:name="ProtectionOrderType"/>
20     </xsd:appinfo>
21   </xsd:annotation>
22 </xsd:element>
23 <!-- ===== -->
24 <xsd:element name="ProtectionOrderBradyIndicator" type="nc:TextType" nillable="true">
25   <xsd:annotation>
26     <xsd:documentation>Indicates whether the subject is considered Brady
27 disqualified.</xsd:documentation>
28   </xsd:annotation>
29 </xsd:element>
30 <!-- ===== -->
31 <xsd:element name="ProtectionOrderConditionText" type="ansi-nist:IndicatorCodeType"
32 nillable="true">
33   <xsd:annotation>
34     <xsd:documentation>Translation of the Protection Order Condition Indicates Response
35 Message.</xsd:documentation>
36   </xsd:annotation>
37 </xsd:element>
38 <!-- ===== -->
39 <xsd:element name="QualityAlgorithmProductIdentification" type="nc:IdentificationType"
40 nillable="true">
41   <xsd:annotation>
42     <xsd:documentation>The numeric product code assigned by a vendor to the quality
43 algorithm.</xsd:documentation>
44   </xsd:annotation>
45 </xsd:element>
46 <!-- ===== -->
47 <xsd:element name="QualityAlgorithmVendorIdentification" type="nc:IdentificationType"
48 nillable="true">
49   <xsd:annotation>
50     <xsd:documentation>From a registry table, the ID of the vendor of the quality
51 algorithm.</xsd:documentation>
52   </xsd:annotation>
53 </xsd:element>
54 <!-- ===== -->
55 <xsd:element name="QualityMeasureVendorIdentification" type="nc:IdentificationType"
56 nillable="true">
57   <xsd:annotation>
58     <xsd:documentation>From a registry table, the ID of the vendor of the quality
59 algorithm.</xsd:documentation>
60   </xsd:annotation>
61 </xsd:element>
```

```
1 <!-- ===== -->
2 <xsd:element name="QualityValue" type="niem-xsd:integer" nillable="true">
3   <xsd:annotation>
4     <xsd:documentation>Predicted matching performance.</xsd:documentation>
5   </xsd:annotation>
6 </xsd:element>
7 <!-- ===== -->
8 <xsd:element name="ReadingSystemCodingMethodCode" type="ansi-nist:OFRCodeType" nillable="true">
9   <xsd:annotation>
10    <xsd:documentation>Indicates the method by which the minutiae data was read, encoded, and
11 recorded.</xsd:documentation>
12   </xsd:annotation>
13 </xsd:element>
14 <!-- ===== -->
15 <xsd:element name="ReadingSystemName" type="nc:TextType" nillable="true">
16   <xsd:annotation>
17     <xsd:documentation>The name of the system.</xsd:documentation>
18   </xsd:annotation>
19 </xsd:element>
20 <!-- ===== -->
21 <xsd:element name="ReadingSystemSubsystemIdentification" type="nc:IdentificationType"
22 nillable="true">
23   <xsd:annotation>
24     <xsd:documentation>A two-character unique identifier for the originator's
25 equipment.</xsd:documentation>
26   </xsd:annotation>
27 </xsd:element>
28 <!-- ===== -->
29 <xsd:element name="Record" type="ansi-nist:RecordType" nillable="true"/>
30 <!-- ===== -->
31 <xsd:element name="RecordCategoryCode" type="ansi-nist:RTCCodeType" nillable="true">
32   <xsd:annotation>
33     <xsd:documentation>The type of record (e.g., 02)</xsd:documentation>
34   </xsd:annotation>
35 </xsd:element>
36 <!-- ===== -->
37 <xsd:element name="RecordForwardOrganizations" type="nc:OrganizationType" nillable="true">
38   <xsd:annotation>
39     <xsd:documentation>Organizations that additional electronic responses need to be forwarded
40 to.</xsd:documentation>
41   </xsd:annotation>
42 </xsd:element>
43 <!-- ===== -->
44 <xsd:element name="RecordImage" abstract="true">
45   <xsd:annotation>
46     <xsd:documentation>Information regarding an Image being transmitted in an ITL Record
47 Transaction</xsd:documentation>
48   </xsd:annotation>
49 </xsd:element>
50 <!-- ===== -->
51 <xsd:element name="RecordRapSheetRequestIndicator" type="niem-xsd:boolean" nillable="true">
52   <xsd:annotation>
53     <xsd:documentation>Indicates whether an electronic rap sheet should be returned with the
54 response.</xsd:documentation>
55   </xsd:annotation>
56 </xsd:element>
57 <!-- ===== -->
58 <xsd:element name="RecordRetentionIndicator" type="niem-xsd:boolean" nillable="true">
59   <xsd:annotation>
```



```
1      <xsd:documentation>Indicates whether the arrest/civil submission information submitted is to
2 be retained as a permanent part of the FBI's Criminal Master File/Civil
3 File</xsd:documentation>
4     </xsd:annotation>
5   </xsd:element>
6   <!-- ===== -->
7   <xsd:element name="RecordTransactionData" type="ansi-nist:TransactionType" nillable="true">
8     <xsd:annotation>
9       <xsd:documentation>Detailed information pertaining to the transaction being
10 transmitted.</xsd:documentation>
11     </xsd:annotation>
12   </xsd:element>
13   <!-- ===== -->
14   <xsd:element name="RidgeCountReferenceIdentification" type="nc:IdentificationType"
15 nillable="true">
16     <xsd:annotation>
17       <xsd:documentation>The index number of the distant minutia point.</xsd:documentation>
18     </xsd:annotation>
19   </xsd:element>
20   <!-- ===== -->
21   <xsd:element name="RidgeCountValue" type="niem-xsd:nonNegativeInteger" nillable="true">
22     <xsd:annotation>
23       <xsd:documentation>The count of ridges between this and the distant point.</xsd:documentation>
24     </xsd:annotation>
25   </xsd:element>
26   <!-- ===== -->
27   <xsd:element name="SegmentBottomVerticalCoordinateValue" type="niem-xsd:nonNegativeInteger"
28 nillable="true">
29     <xsd:annotation>
30       <xsd:documentation>In pixels, the bottom vertical offset of the segment box within an
31 image.</xsd:documentation>
32     </xsd:annotation>
33   </xsd:element>
34   <!-- ===== -->
35   <xsd:element name="SegmentFingerText" type="nc:TextType" nillable="true">
36     <xsd:annotation>
37       <xsd:documentation>Exemplar image type represented in a major case print</xsd:documentation>
38     </xsd:annotation>
39   </xsd:element>
40   <!-- ===== -->
41   <xsd:element name="SegmentFingerViewCode" type="ansi-nist:FEEFCODEType" nillable="true">
42     <xsd:annotation>
43       <xsd:documentation>The bounding coordinates for a full finger view.</xsd:documentation>
44     </xsd:annotation>
45   </xsd:element>
46   <!-- ===== -->
47   <xsd:element name="SegmentLeftHorizontalCoordinateValue" type="niem-xsd:nonNegativeInteger"
48 nillable="true">
49     <xsd:annotation>
50       <xsd:documentation>In pixels, the left horizontal offset of the segment box within an
51 image.</xsd:documentation>
52     </xsd:annotation>
53   </xsd:element>
54   <!-- ===== -->
55   <xsd:element name="SegmentLocationCode" type="ansi-nist:FERCODEType" nillable="true">
56     <xsd:annotation>
57       <xsd:documentation>A Major case print segment code from Table 30.</xsd:documentation>
58     </xsd:annotation>
59   </xsd:element>
60   <!-- ===== -->
```

```
1 <xsd:element name="SegmentRightHorizontalCoordinateValue" type="niem-xsd:nonNegativeInteger"
2 nillable="true">
3 <xsd:annotation>
4 <xsd:documentation>In pixels, the right horizontal offset of the segment box within an
5 image.</xsd:documentation>
6 </xsd:annotation>
7 </xsd:element>
8 <!-- ===== -->
9 <xsd:element name="SegmentText" type="nc:TextType" nillable="true">
10 <xsd:annotation>
11 <xsd:documentation>Exemplar image type represented in a major case print</xsd:documentation>
12 </xsd:annotation>
13 </xsd:element>
14 <!-- ===== -->
15 <xsd:element name="SegmentTopVerticalCoordinateValue" type="niem-xsd:nonNegativeInteger"
16 nillable="true">
17 <xsd:annotation>
18 <xsd:documentation>In pixels, the top vertical offset of the segment box within an
19 image.</xsd:documentation>
20 </xsd:annotation>
21 </xsd:element>
22 <!-- ===== -->
23 <xsd:element name="SignatureCategoryCode" type="ansi-nist:SIGCodeType" nillable="true">
24 <xsd:annotation>
25 <xsd:documentation>Indicates the signature image of the subject, or the signature image of the
26 official processing the transaction.</xsd:documentation>
27 </xsd:annotation>
28 </xsd:element>
29 <!-- ===== -->
30 <xsd:element substitutionGroup="ansi-nist:RecordImage" name="SignatureImage" type="ansi-
31 nist:SignatureImageType" nillable="true">
32 <xsd:annotation>
33 <xsd:appinfo>
34 <i:Base i:name="RecordImage"/>
35 </xsd:appinfo>
36 </xsd:annotation>
37 </xsd:element>
38 <!-- ===== -->
39 <xsd:element name="SignatureImageVector" type="ansi-nist:SignatureImageVectorType"
40 nillable="true">
41 <xsd:annotation>
42 <xsd:documentation>Detail information about one vector object.</xsd:documentation>
43 </xsd:annotation>
44 </xsd:element>
45 <!-- ===== -->
46 <xsd:element name="SignatureImageVectorRepresentation" type="ansi-
47 nist:SignatureImageVectorRepresentationType" nillable="true">
48 <xsd:annotation>
49 <xsd:documentation>Repeatable set of elements regarding a signature
50 representation.</xsd:documentation>
51 </xsd:annotation>
52 </xsd:element>
53 <!-- ===== -->
54 <xsd:element name="SignatureRepresentationCode" type="ansi-nist:SRTCCodeType" nillable="true">
55 <xsd:annotation>
56 <xsd:documentation>Indicates if an image is scanned and not compressed, scanned and
57 compressed, or vector data.</xsd:documentation>
58 </xsd:annotation>
59 </xsd:element>
60 <!-- ===== -->
61 <xsd:element name="TOUCount" type="niem-xsd:nonNegativeInteger" nillable="true">
```

```
1     <xsd:annotation>
2     <xsd:documentation>The number of Technical and Operational Updates (TOUs)
3 needed.</xsd:documentation>
4     </xsd:annotation>
5 </xsd:element>
6 <!-- ===== -->
7 <xsd:element name="Transaction" type="ansi-nist:TransactionType" nillable="true">
8     <xsd:annotation>
9     <xsd:documentation>Detailed information pertaining to the transaction being
10 transmitted.</xsd:documentation>
11     </xsd:annotation>
12 </xsd:element>
13 <!-- ===== -->
14 <xsd:element name="TransactionCategoryCode" type="ansi-nist:TOTCodeType" nillable="true">
15     <xsd:annotation>
16     <xsd:documentation>Indicates the type of transaction defined by receiving
17 agency.</xsd:documentation>
18     </xsd:annotation>
19 </xsd:element>
20 <!-- ===== -->
21 <xsd:element name="TransactionCharacterSetDirectory" type="ansi-
22 nist:TransactionCharacterSetDirectoryType" nillable="true">
23     <xsd:annotation>
24     <xsd:documentation>Character sets other than 7-bit ASCII used in this
25 transaction.</xsd:documentation>
26     </xsd:annotation>
27 </xsd:element>
28 <!-- ===== -->
29 <xsd:element name="TransactionContentSummary" type="ansi-nist:TransactionContentSummaryType"
30 nillable="true">
31     <xsd:annotation>
32     <xsd:documentation>Summary details pertaining to the record contents being
33 transmitted.</xsd:documentation>
34     </xsd:annotation>
35 </xsd:element>
36 <!-- ===== -->
37 <xsd:element name="TransactionControlIdentification" type="nc:IdentificationType" nillable="true">
38     <xsd:annotation>
39     <xsd:documentation>Unique number assigned to transaction by the originating
40 agency.</xsd:documentation>
41     </xsd:annotation>
42 </xsd:element>
43 <!-- ===== -->
44 <xsd:element name="TransactionControlReferenceIdentification" type="nc:IdentificationType"
45 nillable="true">
46     <xsd:annotation>
47     <xsd:documentation>Contains original TCN on transaction responses.</xsd:documentation>
48     </xsd:annotation>
49 </xsd:element>
50 <!-- ===== -->
51 <xsd:element name="TransactionDate" type="nc:DateType" nillable="true">
52     <xsd:annotation>
53     <xsd:documentation>Date the transaction was sent by the user</xsd:documentation>
54     </xsd:annotation>
55 </xsd:element>
56 <!-- ===== -->
57 <xsd:element name="TransactionDestinationOrganization" type="nc:OrganizationType" nillable="true">
58     <xsd:annotation>
59     <xsd:documentation>Organization the transaction is being sent to.</xsd:documentation>
60     </xsd:annotation>
61 </xsd:element>
```

```
1 <!-- ===== -->
2 <xsd:element name="TransactionDomain" type="ansi-nist:TransactionDomainType" nillable="true">
3   <xsd:annotation>
4     <xsd:documentation>Domain of Type-02 logical record implementation.</xsd:documentation>
5   </xsd:annotation>
6 </xsd:element>
7 <!-- ===== -->
8 <xsd:element name="TransactionHeaderText" type="nc:TextType" nillable="true">
9   <xsd:annotation>
10    <xsd:documentation>The header is a sequence of characters acceptable to the NCIC computer and
11 is used to provide message information for the CSA.</xsd:documentation>
12   </xsd:annotation>
13 </xsd:element>
14 <!-- ===== -->
15 <xsd:element name="TransactionImageResolutionDetails" type="ansi-
16 nist:TransactionImageResolutionType" nillable="true">
17   <xsd:annotation>
18     <xsd:documentation>Resolution values in pixels per mm for a transaction.</xsd:documentation>
19   </xsd:annotation>
20 </xsd:element>
21 <!-- ===== -->
22 <xsd:element name="TransactionKeyText" type="nc:TextType" nillable="true">
23   <xsd:annotation>
24     <xsd:documentation>A code in the header of an incoming III/FBI transaction indicating the type
25 of action required for processing the message. The transaction key field is the second data element
26 in the transaction.</xsd:documentation>
27   </xsd:annotation>
28 </xsd:element>
29 <!-- ===== -->
30 <xsd:element name="TransactionKeyTranslationText" type="nc:TextType" nillable="true">
31   <xsd:annotation>
32     <xsd:documentation>Translation of the Transaction Key Code for response
33 messages</xsd:documentation>
34   </xsd:annotation>
35 </xsd:element>
36 <!-- ===== -->
37 <xsd:element name="TransactionMajorVersionValue" type="niem-xsd:nonNegativeInteger"
38 nillable="true">
39   <xsd:annotation>
40     <xsd:documentation>2-character major version number of the standard implemented by the
41 creating system.</xsd:documentation>
42   </xsd:annotation>
43 </xsd:element>
44 <!-- ===== -->
45 <xsd:element name="TransactionMinorVersionValue" type="niem-xsd:nonNegativeInteger"
46 nillable="true">
47   <xsd:annotation>
48     <xsd:documentation>2-character minor version number of the standard implemented by the
49 creating system.</xsd:documentation>
50   </xsd:annotation>
51 </xsd:element>
52 <!-- ===== -->
53 <xsd:element name="TransactionOrganization" type="nc:OrganizationType" nillable="true">
54   <xsd:annotation>
55     <xsd:documentation>Information regarding the Organization requesting the transaction
56 </xsd:documentation>
57   </xsd:annotation>
58 </xsd:element>
59 <!-- ===== -->
60 <xsd:element name="TransactionOriginatingOrganization" type="nc:OrganizationType" nillable="true">
61   <xsd:annotation>
```

```
1     <xsd:documentation>Organization originating the transaction.</xsd:documentation>
2   </xsd:annotation>
3 </xsd:element>
4 <!-- ===== -->
5 <xsd:element name="TransactionPriorityValue" type="niem-xsd:nonNegativeInteger" nillable="true">
6   <xsd:annotation>
7     <xsd:documentation>Urgency with which transaction response is expected (0..Low
8 9..High)</xsd:documentation>
9   </xsd:annotation>
10 </xsd:element>
11 <!-- ===== -->
12 <xsd:element name="TransactionReasonText" type="nc:TextType" nillable="true">
13   <xsd:annotation>
14     <xsd:documentation>Text field for user to provide information regarding the reason for
15 requesting the transaction</xsd:documentation>
16   </xsd:annotation>
17 </xsd:element>
18 <!-- ===== -->
19 <xsd:element name="TransactionSearchRequestCategoryCode" type="ansi-nist:TSRCodeType"
20 nillable="true">
21   <xsd:annotation>
22     <xsd:documentation>Indicates the type of record being submitted.</xsd:documentation>
23   </xsd:annotation>
24 </xsd:element>
25 <!-- ===== -->
26 <xsd:element name="TransactionSubmissionMilitaryCode" type="ansi-nist:MILCodeType"
27 nillable="true">
28   <xsd:annotation>
29     <xsd:documentation>Indicates which branch of the United States Military submitted the
30 enlistment transaction.</xsd:documentation>
31   </xsd:annotation>
32 </xsd:element>
33 <!-- ===== -->
34 <xsd:element name="TransactionUTCDate" type="nc:DateType" nillable="true">
35   <xsd:annotation>
36     <xsd:documentation>Date and time of the transaction in universal units.</xsd:documentation>
37   </xsd:annotation>
38 </xsd:element>
39 <!-- ===== -->
40 <xsd:element name="TransactionUserIdentification" type="nc:IdentificationType" nillable="true">
41   <xsd:annotation>
42     <xsd:documentation>Unique ID to identify the Individual requesting the
43 transaction</xsd:documentation>
44   </xsd:annotation>
45 </xsd:element>
46 <!-- ===== -->
47 <xsd:element name="VectorPenPressureValue" type="niem-xsd:nonNegativeInteger" nillable="true">
48   <xsd:annotation>
49     <xsd:documentation>Constant value of pressure for the length of the vector</xsd:documentation>
50   </xsd:annotation>
51 </xsd:element>
52 <!-- ===== -->
53 <xsd:element name="VectorPositionHorizontalCoordinateValue" type="niem-xsd:decimal"
54 nillable="true">
55   <xsd:annotation>
56     <xsd:documentation>The vector's X coordinate in units of .0254 mm</xsd:documentation>
57   </xsd:annotation>
58 </xsd:element>
59 <!-- ===== -->
60 <xsd:element name="VectorPositionVerticalCoordinateValue" type="niem-xsd:decimal" nillable="true">
61   <xsd:annotation>
```

```
1      <xsd:documentation>The vector's Y coordinate in units of .0254 mm</xsd:documentation>
2      </xsd:annotation>
3    </xsd:element>
4    <!-- ===== -->
5    <xsd:element name="VehicleOwnershipNICB" abstract="true">
6      <xsd:annotation>
7        <xsd:documentation>NICB Division location in the United States, showing interest in a stolen
8 vehicle entry.</xsd:documentation>
9      </xsd:annotation>
10     </xsd:element>
11 </xsd:schema>
```