



## 2017 FINANCIAL MANAGEMENT CONFERENCE

# DATA Act

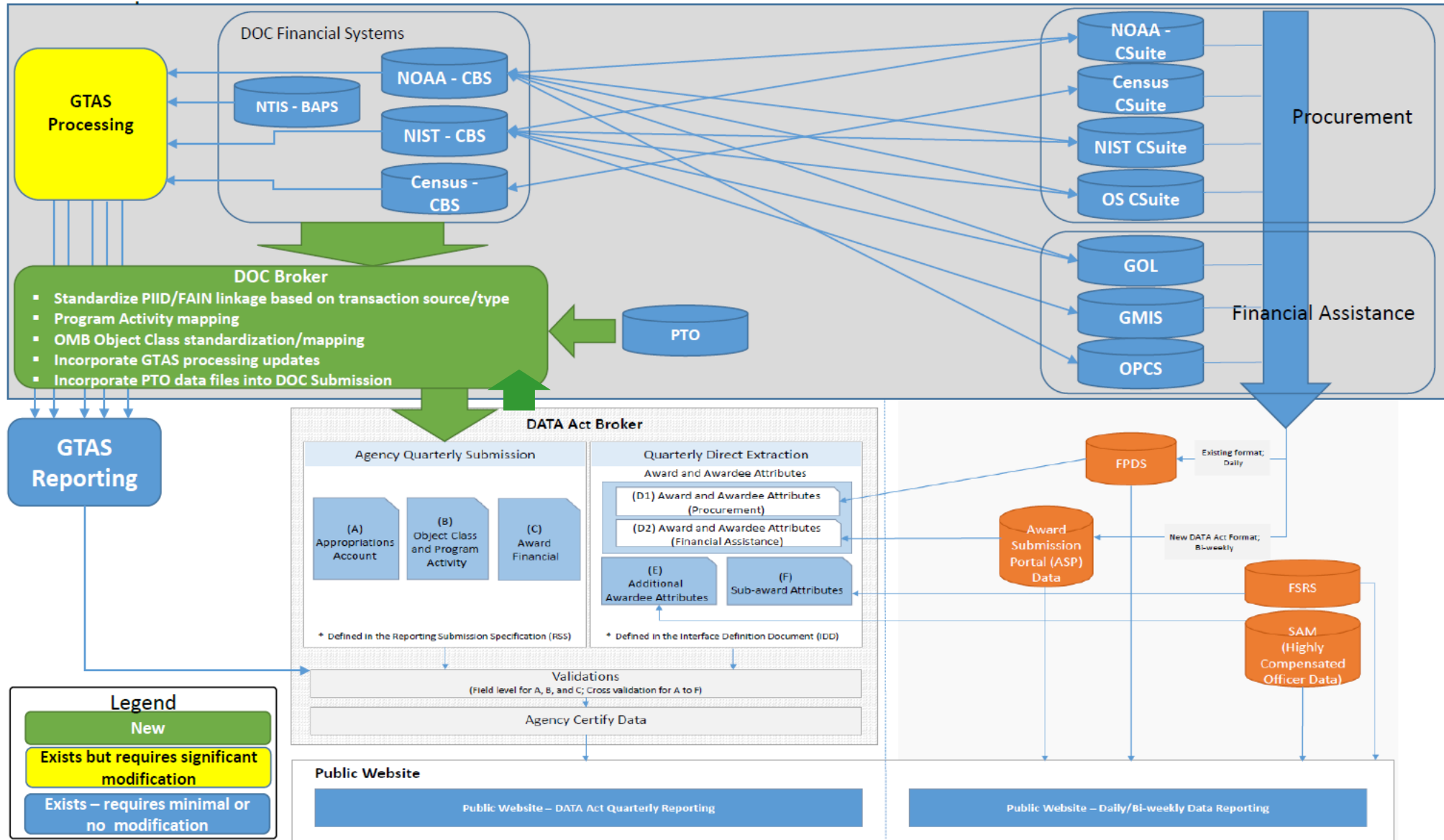
*2017 DOC Financial Management Conference Update*

# ■ Overview

- ❑ The Digital Accountability and Transparency Act (DATA Act), 31 U.S.C. § 6101 note, was enacted on May 9, 2014.
- ❑ The act amended the Federal Funding Accountability and Transparency Act of 2006 (FFATA) and required the standardization of certain financial data elements related to federal spending across government agencies.
- ❑ OMB and Treasury were required to publish this data by May 2017 on USAspending.gov, or its successor site.
- ❑ In addition to Procurement and Financial Assistance data, the DATA Act includes additional financial reporting at an Object Class and Program Activity level.
- ❑ The OMB/Treasury Team finalized the DATA Act Information Model Schema (DAIMS) v1.0 on April 29, 2016



# DATA Act - DOC Solution Overview



# 2017 Updates

- Designed, developed, and tested DOC DATA Act Broker design to meet DATA Act requirements to produce Treasury Files and received warning messages from Treasury DATA Act Broker
- Developed and implemented data transfer SFTP process with Bureaus
- Coordinated Program Activity and Object Class crosswalk maintenance value incorporation into DOC Broker
- Coordinated with Grants and Acquisition communities
- Coordinated with Financial Reporting communities
- Developed/performed DOC DATA Act Certification process
- Submitted and certified FY17 Q2 consolidated files in the Treasury Broker – 4/28
- Data published on USASpending Beta site (<https://beta.usaspending.gov/#/>) 5/3 as unofficial data; on 5/9 banner was switched to:



This site is in beta. To view the current production site, visit [USAspending.gov](https://www.usaspending.gov). Data from the current [USAspending.gov](https://www.usaspending.gov) will be transferred to the new site, along with additional functionality, throughout the summer on a rolling basis.

- Initiated FY17 Q2 Remediation processes



# FY17 Q2 Submission Results Summary

- File A - Appropriations (186 total rows)
  - 186 Treasury Account Symbols reported
  - \$7.2B Total Obligations / \$7.9B Total Outlays
- File B – Object Class/Program Activity (3,839 total rows)
  - Object Class
    - Obligations: 98.3% reported with valid Object Class (\$120M Default “000”)
    - Outlays: 98.7% reported with valid Object Class (\$106M Default “000”)
  - Program Activity
    - Obligations: 96.8% reported with valid Program Activity (\$232M “Unknown/Other”)
    - Outlays: 93.6% reported with valid Program Activity (\$512M “Unknown/Other”)
- File C – Award Financial (4,592 total rows)
  - \$744M Total Procurement Obligations (Contracts)
  - \$191M Total Financial Assistance Obligations (Grants)



# FY17 Q2 Submission Result Details

- Validated files within the Treasury Broker
- No Fatal Errors (out of 29 possible Fatal Errors)
- 7 Warnings (out of 32 possible Warnings)

Validation	Rule #	Treasury Description	Warning Record Count	Total Record Count
File A (Appropriations)	A33	Each TAS reported to GTAS for SF133 should be reported in File A	1	186
File B (Program Activity/Object Class)	B11	Default Object Class Code (000)	392	3,839
File C (Award Financial)		Default Object Class Code (000)	2	4,592
File C – File D1 (Procurement)	C11	Award in File C does not exist in D1 (may exist but do not match)	386	4,898
	C12	Award in File D1 does not exist in File C (may exist but do not match)	1,333	
	C23	Award Amount in File C does not match the amount reported in File D1	57	
File C – File D2 (Grants)	C8	Award in File C does not exist in D2 (may exist but do not match)	105	835
	C9	Award in File D2 does not exist in File C (may exist but do not match)	228	
	C23	Award Amount in File C does not match the amount reported in File D2	42	

# ■ Overview of Info Available USASpending BETA Site

- Federal Account, Program Activity and Object Class Data – previously available annually through President’s budget; but not at award level or compared to USASpending/FPDS-NG
- Financial info associated with Awards/Grants validated against financial system – not previously available
- Award data – previously available through FPDS-NG
- Grant data – previously available through USASpending
- System for Award Management (SAM) and Subcontracting data
- Linkage of the above



## ■ Next Steps

- Provide detailed variance reports on Q2 submission to the Bureaus and conduct individual working sessions to clarify the reports/develop remediation plans and milestones
- Continue to respond to IG audit requests
- Monitor and respond to user questions from USASpending Beta Site
  - [doc-dataact@doc.gov](mailto:doc-dataact@doc.gov)
- Participate in recurring sessions with Treasury DATA Act PMO to understand potential updates for Q3 submission





# ■ Back up

- The following slides provide screenshots from the USASpending BETA Site



# USASpending BETA - DATA Act Screen Shot

## Available Filters

The screenshot displays the USASpending BETA filter interface, organized into several sections:

- Filter by:** A header for the filter section.
- Search:** Includes a text input field labeled "Search by Keyword" and a blue "Submit" button.
- Time Period:** Features two tabs: "Fiscal Year" and "Date Range". Under "Fiscal Year", there are checkboxes for "All Fiscal Years" and individual years from FY 2017 down to FY 2009.
- Place of Performance:** Includes a "Show Only:" section with radio buttons for "All", "U.S.", and "Foreign", and a text input field for "State, City, County, ZIP, or District".
- Budget Function:** A text input field with the example "e.g., Income Security".
- Federal Account:** A text input field with the example "e.g., 012-3539 - Child Nutrition P".
- Object Class:** A list of checkboxes: "Personnel Compensation and Benefits", "Contractual Services and Supplies", "Acquisition of Assets", "Grants and Fixed Changes", and "Other".
- Agencies:** Contains a "Funding Agency" text input field, a list of agency options where "U.S. Census Bureau x" is highlighted with a yellow box and an arrow pointing to it from a "CENSUS Selected" label, and an "Awarding Agency" text input field.
- Recipients:** Includes a "Recipient Name/DUNS" text input field, a "Show Only:" section with radio buttons for "All", "U.S.", and "Foreign", and a "Recipient Location" text input field.
- Award Type:** A list of checkboxes: "Contracts", "Grants", "Direct Payments", "Loans", and "Insurance".
- Award ID:** A text input field for "PIID, FAIN, or URI".
- Award Amount:** A list of checkboxes for award amount ranges: "Under \$1M", "\$1M - \$25M", "\$25M - \$100M", "\$100M - \$500M", and "\$500M & Above". Below this is a "\$ Min" to "\$ Max" range selector and a "Submit" button.
- Other Award Items:** A section at the bottom with a "Coming Soon" indicator.



# USASpending BETA - DATA Act Screen Shot

## Federal Account Summary View

Federal  
Account

Symbol

013-

0450

### Federal Account Summary

#### Periodic Censuses and Programs, Bureau of the Census, Commerce

##### Account Description

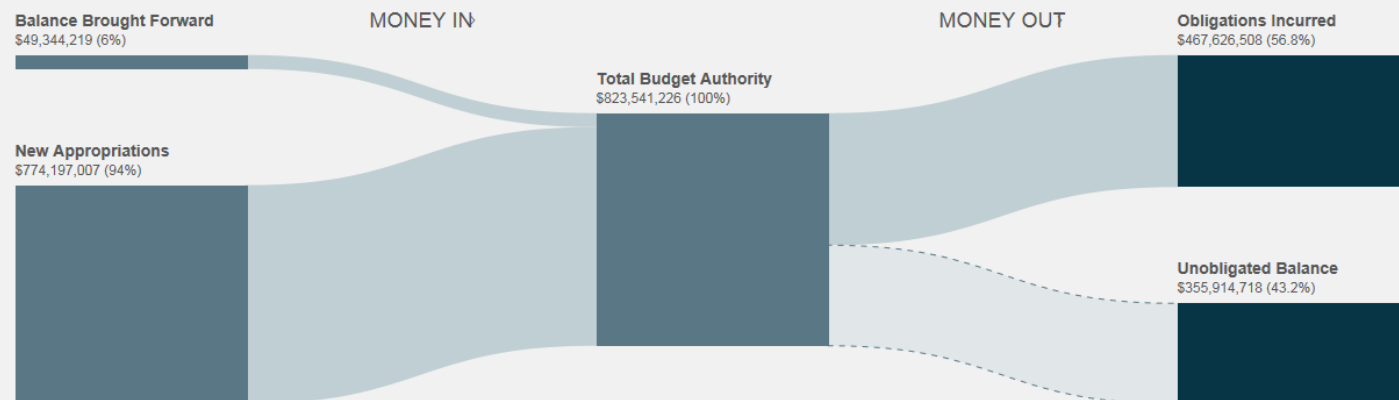
Not available

##### Fiscal Year Summary

For this current fiscal year, this agency has been granted authority to spend \$824M out of this federal account. They carried over a balance of \$49M from last year, were given \$774M in new appropriations, and have authority to use \$0 of other budgetary resources.

To date, 56.8% (\$468M) of the total \$824M has been obligated.

#### Fiscal Year Snapshot





# USASpending BETA - DATA Act Screen Shot

## Object Class View

2 Current Filters: Clear all filters ✕

**Federal Account Filtering** → Federal Accounts: 013-0450 - Periodic Censuses and Programs, Bureau of the Census, Commerce ✕

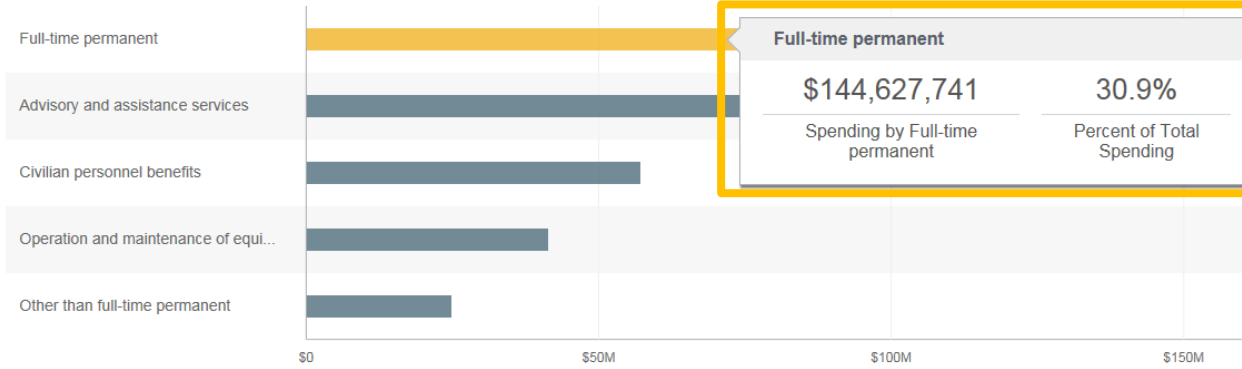
Funding Agency: Department of Commerce ✕

Spending by:

### Budget Category

View a list of the top Budget Categories from highest to lowest. Filter your results more (at left) and watch this graph update automatically. View your results in a bar graph or a tree map.

Budget Functions   Federal Accounts   **Object Classes**



Object Class level data

< Show previous five   Show next five >

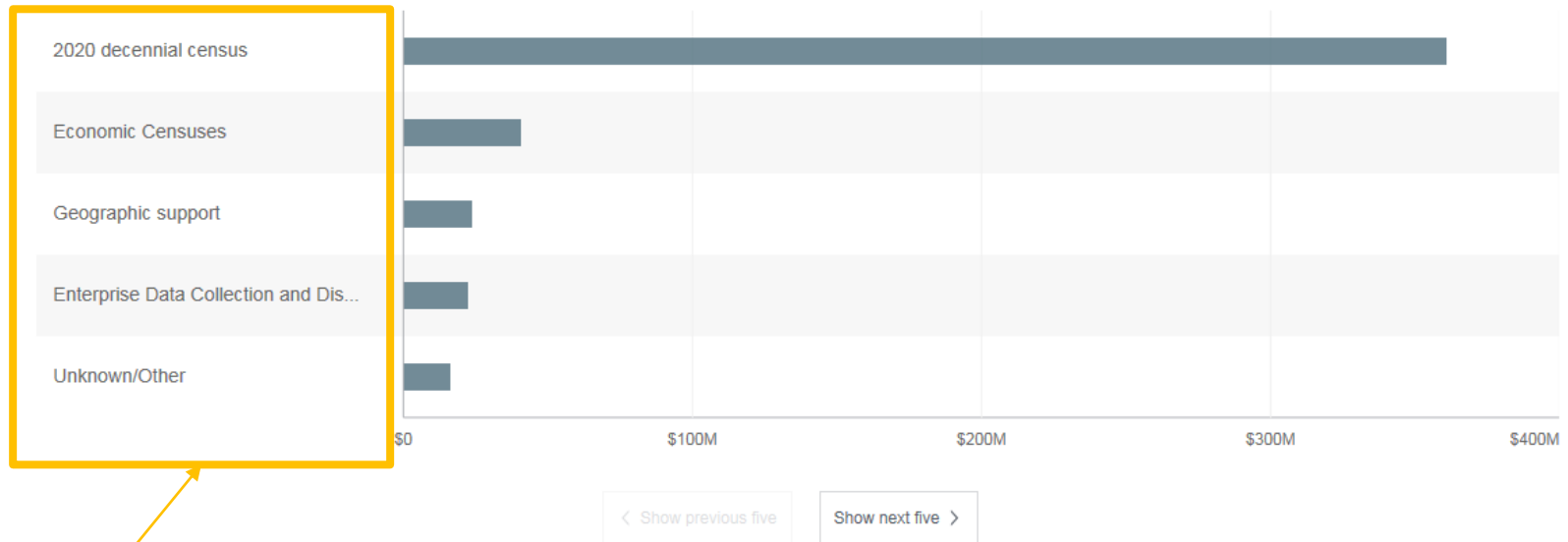




# USASpending BETA - DATA Act Screen Shot Program Activity View

## Spending by Category

View a list of the top Program Activities from highest to lowest. Filter your results more (at left) and watch this graph update automatically. View your results in a bar graph or a tree map.



Program Activity Level Data



# USASpending BETA - DATA Act Screen Shot

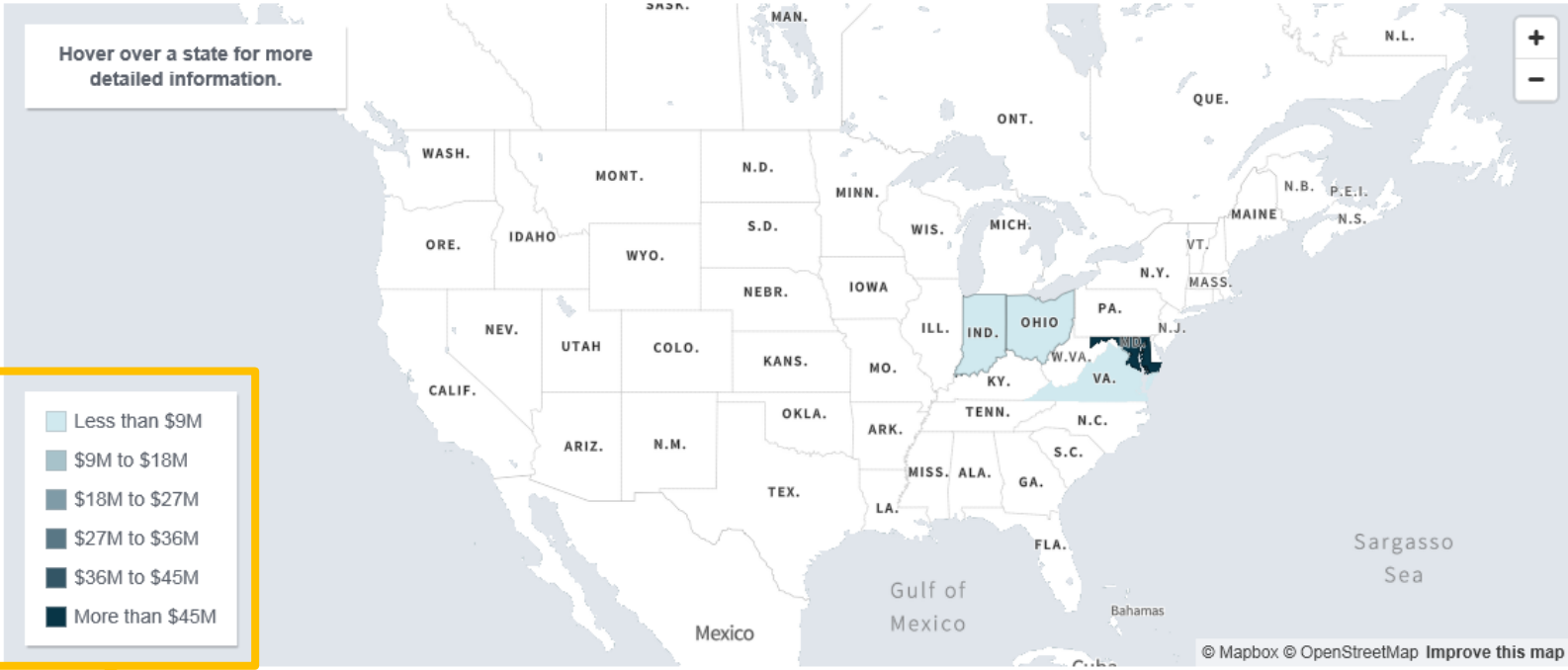
## Geographic View

### Spending by Geography

Explore the map to see a breakdown of spending by state, city, and county. Filter your results more (at left) and watch this graph update automatically. View your results by place of performance or recipient location.

Place of Performance

Recipient Location



Color scale is dynamic based on filter results



# USASpending BETA - DATA Act Screen Shot Award View

## Spending by Award

Award ID	Recipient Name	Start Date	End Date	Award Amount	Funding Agency
<a href="#">DOCYA132316CN0017</a>	GENERAL DYNAMICS INFORMATION TECHN...	1/24/2017	6/14/2018	\$20,455,505	Department of Cor
<a href="#">DOC003</a>	T-REX CONSULTING CORPORATION	1/12/2017	8/25/2017	\$11,000,000	Department of Cor
<a href="#">DOCYB132317CN0009</a>	WHIRLWIND TECHNOLOGIES LLC	3/29/2017	3/31/2018	\$3,669,000	Department of Cor
<a href="#">DOCWO001</a>	PRIME SOURCE TECHNOLOGIES LIMITED LIA...	2/6/2017	2/28/2017	\$2,007,264	Department of Cor
<a href="#">DOCWO005</a>	DELOITTE CONSULTING LLP	1/17/2017	7/13/2017	\$2,000,000	Department of Cor
<a href="#">DOCWO003</a>	DELOITTE CONSULTING LLP	1/31/2017	2/11/2017	\$1,974,820	Department of Cor
<a href="#">DOCYA132316CN0009</a>	NISGA'A DATA SYSTEMS LLC	1/1/2017	12/31/2017	\$1,879,998	Department of Cor
<a href="#">DOCCO007</a>	ACCEL CORPORATION	1/19/2017	4/7/2017	\$1,773,134	Department of Cor
<a href="#">DOC0005</a>	PARADYME MANAGEMENT INC.	1/19/2017	9/23/2017	\$1,738,000	Department of Cor
<a href="#">DOC0002</a>	HARMONIA HOLDINGS GROUP LLC	3/23/2017	2/5/2018	\$1,589,900	Department of Cor
<a href="#">DOCWO004</a>	DELOITTE CONSULTING LLP	2/16/2017	6/12/2017	\$904,804	Department of Cor
<a href="#">DOCCO004</a>	ACCENTURE FEDERAL SERVICES LLC	2/16/2017	8/30/2017	\$900,000	Department of Cor

Click to  
see details

# USASpending BETA - DATA Act Screen Shot

## Award Details

### Awarding Agency

**Department of Commerce**

Sub-Agency  
U.S. Census Bureau

### Recipient

**WHIRLWIND TECHNOLOGIES LLC**

<b>Address</b> 1300 CARAWAY CT. SUITE 200 LARGO, MD UNITED STATES	<b>DUNS</b> 845534804	<b>Parent DUNS</b> Not Available	<b>Business Type</b> Unknown Types
--	--------------------------	-------------------------------------	---------------------------------------

### Award Amounts

This contract was awarded to Whirlwind Technologies Llc with a ceiling of \$3,669,000. Of this amount, 100% (\$3,669,000) has been obligated.



“Financial System Details” from CBS Data

### Contract Details

<b>Description</b>	IGF::OT::IGF INFORMATION TECHNOLOGY ARCHITECTURAL AND SYSTEM DOCUMENTATION.
<b>Period of Performance</b>	3/29/2017 - 3/31/2018 (1 year)
<b>Primary Place of Performance</b>	IN, UNITED STATES
<b>Contract Award Type</b>	Definitive Contract
<b>Contract Pricing Type</b>	Firm Fixed Price

[See Additional Details](#)

- Transaction History
- Sub-Awards
- Financial System Details
- Additional Details

**NOTE:** This is part of new data reported under the DATA act starting in Q2 of FY 2017. It comes directly from the audited financial systems of federal agencies.

Submission Date	TAS	Program Activity	Object Class	Funding Obligated
	013201720180450		Other services from non-Federal sources (252)	\$3,669,000



# USASpending BETA - DATA Act Screen Shot

## Search results page - No filter

### Spending by Award

Contracts Grants Direct Payments Loans Insurance

Award ID	Recipient Name	Start Date	End Date	Award Amount	Funding Agency
IND17PD00420	AT&T CORP.	3/30/2017	3/29/2042	\$960,000,000	Department of Cor
HHSD200201793273C	SCHERING CORPORATION	4/1/2017	3/31/2018	\$467,150,322	Department of Hea
DEAC0494AL85000	SANDIA CORP	1/4/2017	4/30/2017	\$420,678,905	Department of Def
VA79117E0371	TRIWEST HEALTHCARE ALLIANCE CORP.	10/1/2016	12/31/2016	\$380,660,068	Department of Vet
DEAC0705ID14517	BATTELLE ENERGY ALLIANCE LIMITED LIABI...	1/26/2017	9/30/2019	\$363,150,307	Department of Enc
VA79117E0369	HEALTH NET FEDERAL SERVICES INCORPO...	10/1/2016	12/31/2016	\$358,186,712	Department of Vet
DEAC5206NA25396	LOS ALAMOS NATIONAL SECURITY LIMITED...	1/3/2017	9/30/2026	\$339,911,279	Department of Enc
AID0AATO1500007	CHEMONICS	3/10/2017	11/28/2020	\$303,559,087	Agency for Interna
HHSD200201793274C	PFIZER INC.	4/1/2017	3/31/2018	\$295,439,312	Department of Hea
HHSD200201689086I	SCHERING CORPORATION	1/24/2017		\$240,836,977	Department of Hea
VA77017E0793	MCKESSON CORPORATION	1/1/2017	1/31/2017	\$234,617,282	Department of Vet
VA79117E0515	DAVITA HEALTHCARE PARTNERS INC.	1/1/2017	3/31/2017	\$218,273,242	Department of Vet

DOC