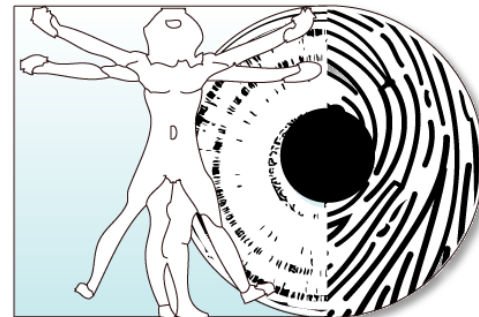


Touch Interfaces for Mobile-ID and Latent Fingerprint

Mary Theofanos

NIST
National Institute of
Standards and Technology
U.S. Department of Commerce




Guiding principles for incorporating new technologies:

- Don't introduce the technology just for the sake of the new technology
- Align the technology with user needs and user goals
- The technology should adapt to the user and the environment rather than the user adapting to the technology

Why mobile-id?

- Smart phones have become ubiquitous devices
- Convergence of technologies
- Natural extension
- Addresses a real need



Applications on smart-phones

- Use an existing device -- convenient
- Little or no learning curve – touch interface
- Battery life is critical
- Need to function in daylight and at night



Context of Use

- Understand your users -- Ride along with your PD
- Observe them in action
- This is not their primary task



User Centered Design

- Design
 - Keep it simple
 - Focus on UI
- User Testing



Mobile-ID Goals

- Mobile iD user requirements and high fidelity user interface model that:
 - minimizes the amount of user interaction
 - streamlines and flattens the workflow
 - introduces simplified graphics
 - dual directional interface



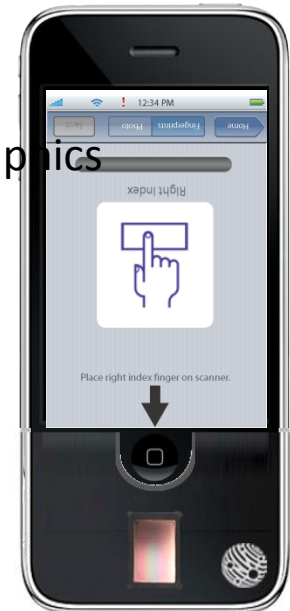
Solution

Attached Fingerprint Scanner

Standard Off the Shelf
Base platform

Dual directional interface

Simple graphics



Why touch paradigms for latent?

- Natural extension of current interactions
- Inherent in current behaviors
- Quickly becoming ubiquitous
- Want to develop guidelines and examples implemented with users in mind (in contrast to Web)

Context of Use

- Know your user:
 - Interviewed 16 latent print examiners from FBI, DoD, CIA, Secret Service, New York State Department of Criminal Justice Services.
 - Observed three latent examiner teams: Maryland State Forensic Laboratory, FBI, US-VISIT



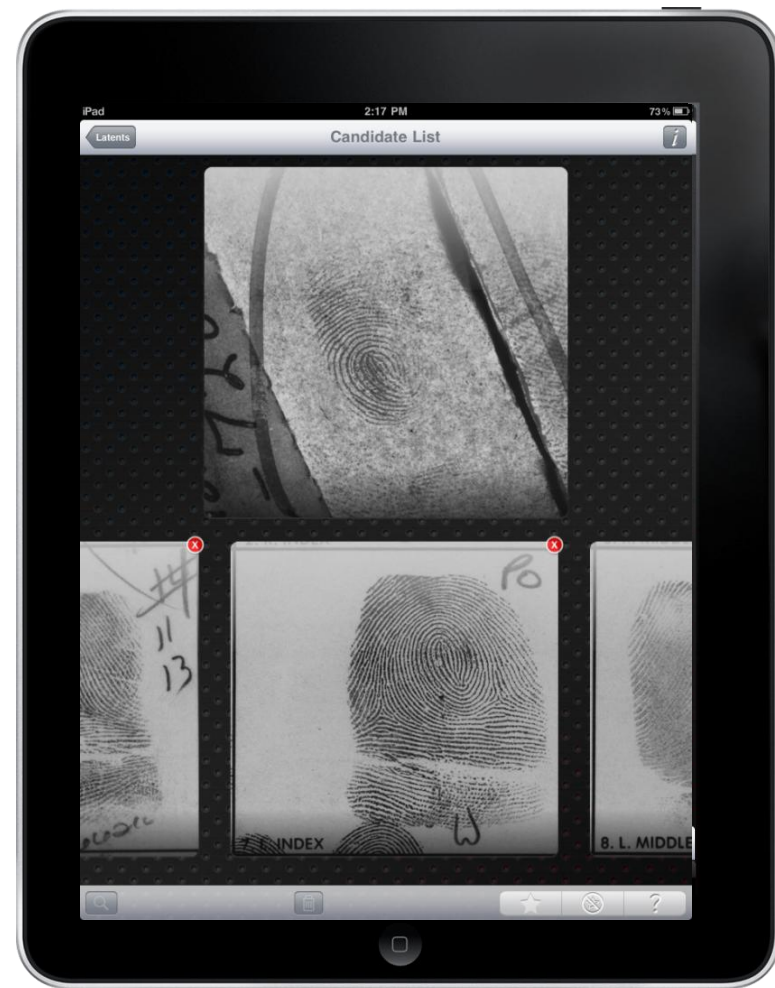
Current Latent Fingerprint Environment

- Desks covered with stacks of paper, including photos and printouts.
- Printing and scanning are important activities, and many desks included printers and scanners.
- Organizations are “paper bound.”
- Analysis is still heavily a manual process



New interaction paradigm

- Touch User Interface
- Electronic loupe with minutia marking
- Status of each latent print from thumbnail images
- Search results screen allows for rapid comparison



Next steps

- Feedback from latent examiners
- Formal Usability testing