



National Institute of Standards and Technology  
U.S. Department of Commerce


SPONSORED BY THE  
Science and Technology Directorate  
U.S. Department of Homeland Security  
RobotTestMethods.nist.gov

### 4" Obstructed Scenario aka Confined Scenario (3.5" stickers for quart sized tubs)



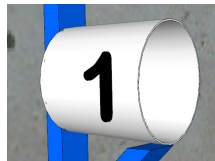
This file is split into 2 parts.

Pages 1 to 4: Stickers for pre-assembly of landing pads and the outer sides of perpendicular buckets. These should read upright when the bucket is facing sideways.

Pages 5 to 8: Stickers to be applied after buckets are screwed down, and placed over the screws. See Page 5 for further instructions



Example



9

9

8

8

7

7



3

3



1

1

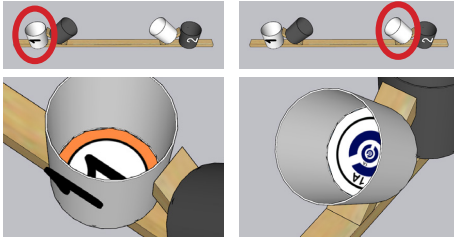
### 4" Obstructed Scenario aka Confined Scenario

(3.5" stickers for quart sized tubs)

Stickers to be applied after buckets have been screwed down.

Stickers should be applied over the screws as follows.

Odd Numbered Buckets (white)



Even Numbered Buckets (black)

