



PV Standards and Long Term Thermal Aging (LTTA)

Overview

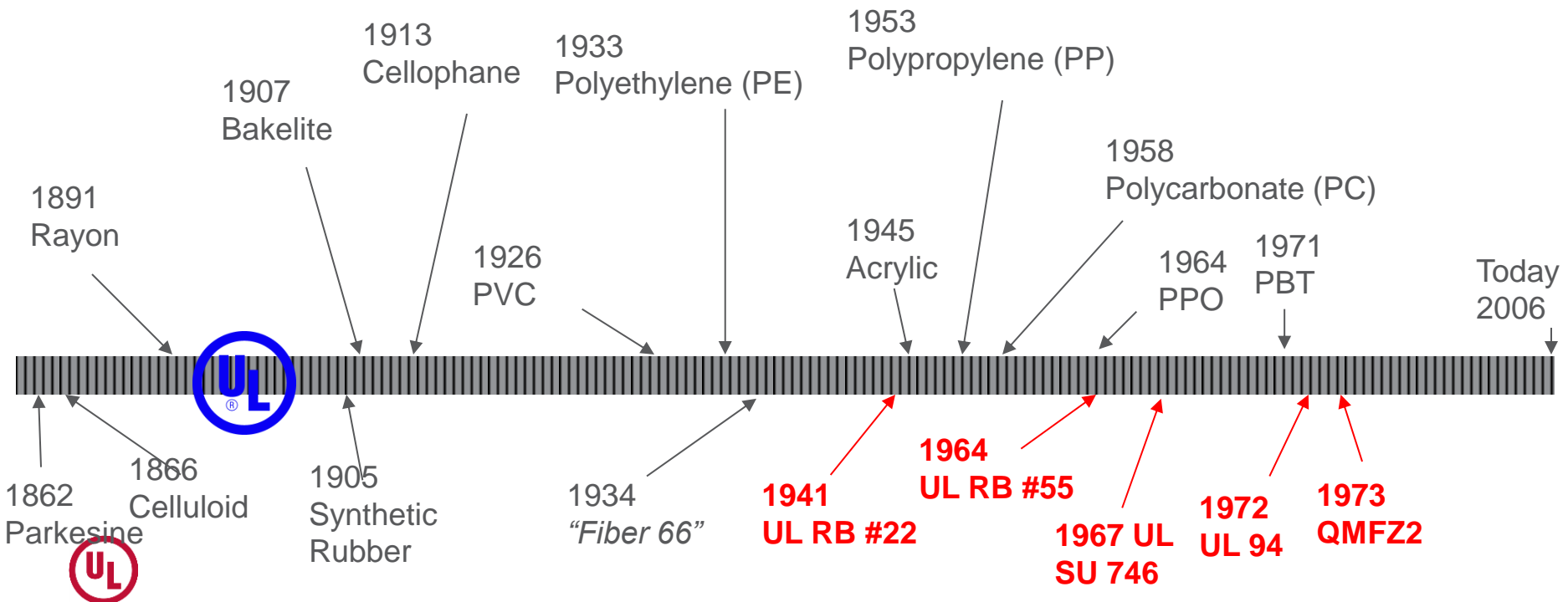
Agenda

- PV Standards Overview
- Overview of the Relative Thermal Index (RTI)
- The Long Term Thermal Aging (LTTA) Project – Overview
- Developing the Test Program – Selecting Materials
- Developing the Test Program – Selecting Temperatures
- Introduction to Data Analysis



Who we are

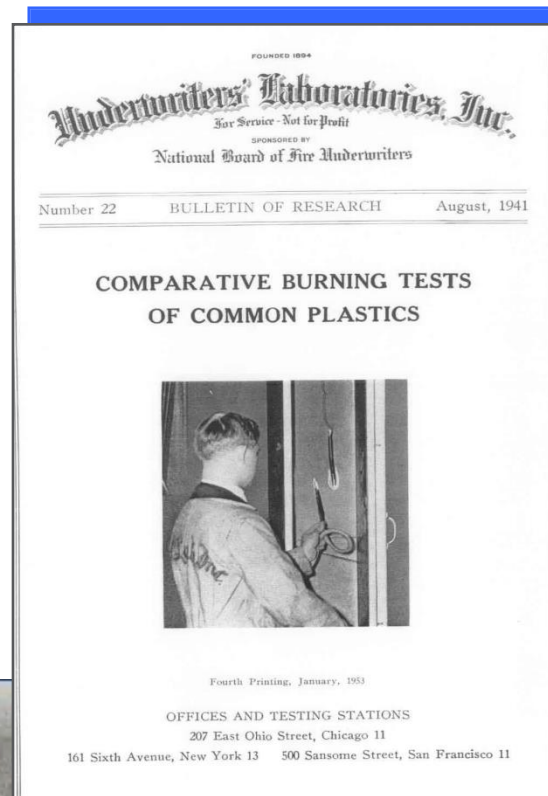

Founded in 1894, UL has earned a reputation as a global leader in product safety and performance standards development, inspecting, testing and certification.



UL's "Path to Plastics"

1938 World's Fair –

- a TV is exhibited for the public with plastics as the major insulating material.



Equipment and Method employed in duplicating Tests of Section 13. (State University, Ames, Iowa)

1941: "Comparative burning tests of common plastics"

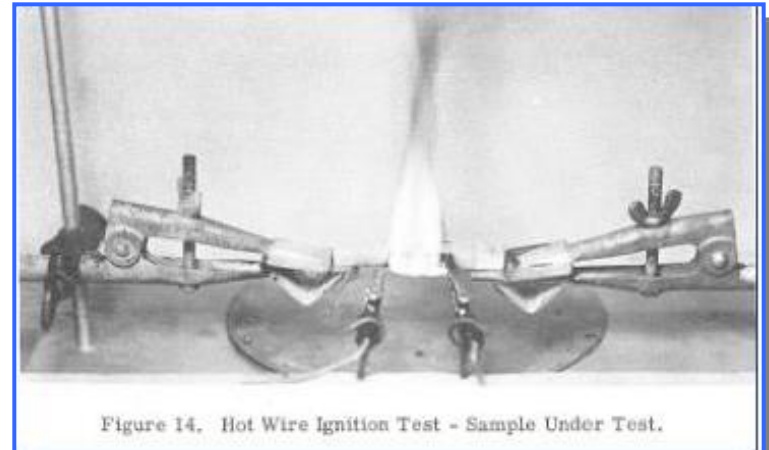

- UL Research Bulletin #22 by A. J. Perkins (1941)



UL's “Path to Plastics”

1964: “Burning, arcing, ignition, and tracking of plastics used in electrical appliances”

- UL Research Bulletin #55 by L. M. Kline (1964)



1967: “Guide to Requirements for Polymeric Materials used as Electrical Insulation”

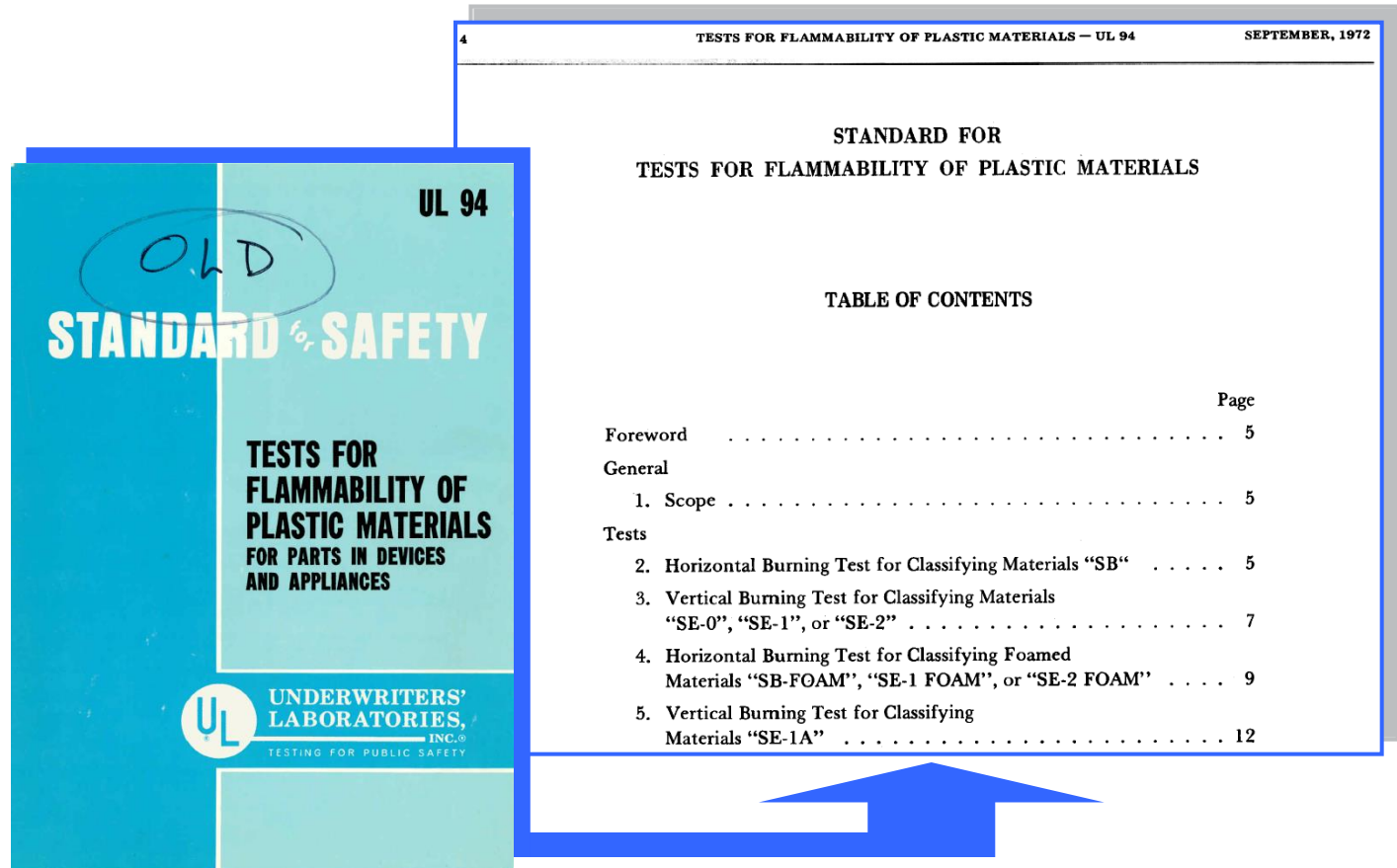
- Subject 746 Bulletin dated March 1, 1967



UL's "Path to Plastics"

UL 94, 1st Edition, September 1972

- Final comments in April 18, 1972 Bulletin



The image displays the cover and Table of Contents of the UL 94 standard. The cover on the left is blue and white, featuring the text "UL 94" in the top right corner. The main title "STANDARD for SAFETY" is written in large, bold letters, with "OLD" handwritten in a circle above "STANDARD". Below this, it reads "TESTS FOR FLAMMABILITY OF PLASTIC MATERIALS FOR PARTS IN DEVICES AND APPLIANCES". At the bottom of the cover is the UL logo and the text "UNDERWRITERS' LABORATORIES, INC. TESTING FOR PUBLIC SAFETY".

The Table of Contents on the right is titled "STANDARD FOR TESTS FOR FLAMMABILITY OF PLASTIC MATERIALS" and "TABLE OF CONTENTS". It lists the following sections and their corresponding page numbers:

	Page
Foreword	5
General	
1. Scope	5
Tests	
2. Horizontal Burning Test for Classifying Materials "SB"	5
3. Vertical Burning Test for Classifying Materials "SE-0", "SE-1", or "SE-2"	7
4. Horizontal Burning Test for Classifying Foamed Materials "SB-FOAM", "SE-1 FOAM", or "SE-2 FOAM"	9
5. Vertical Burning Test for Classifying Materials "SE-1A"	12

A blue arrow points from the bottom of the cover towards the Table of Contents.



Who we are not

- US Government Agency
- Trade Association
- Professional Society
- Publicly Held Company



Overview of the Relative Thermal Index (RTI)

Primary PV Standards

- International
 - IEC 61730
 - IEC 61215 / 61646
- US
 - UL 1703
 - UL 61215/61646
- Electrical Devices – Insulation Coordination
 - IEC 61664
 - UL 840



Polymeric

- Critical properties – Short Term
- Polymers + Heat + Time = ???
 - Long term thermal degradation resulting from cumulative degradation chemistry is most often the critical limiting factor for long term performance capability.
- RTI = Relative Thermal Index (*not ATI*)



Factors Affecting Thermal Performance

- Thermal softening
- Creep
- Performance at temperature
- Thermal Endurance



Thermal Softening

- Short-term property
- Thermoplastics Only
- Evaluates how readily a material will distort or deform when exposed to elevated temperatures
 - Heat Deflection
 - Vicat Softening
 - Ball Pressure
 - Mold Stress Relief Distortion

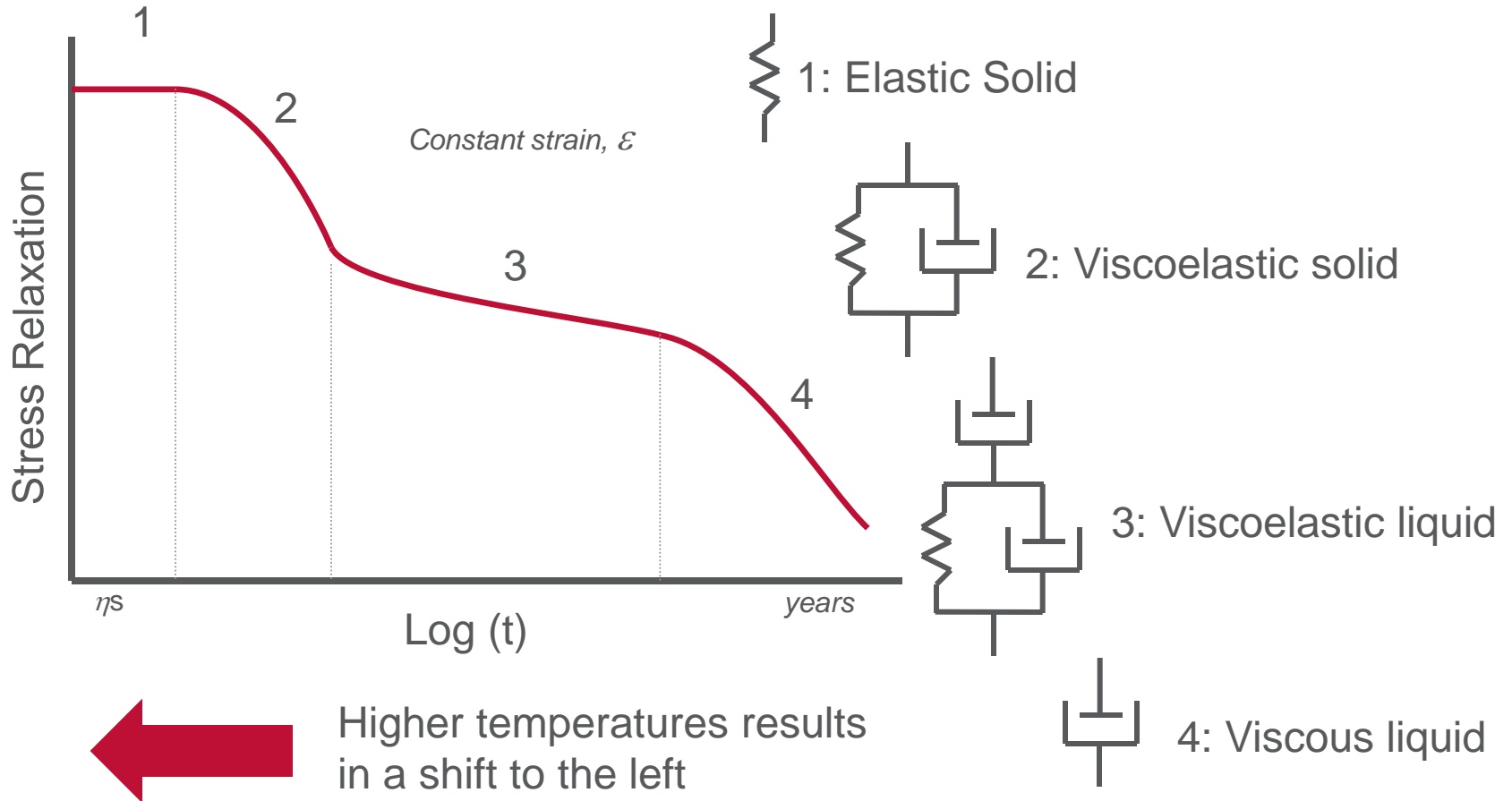


Creep

- Permanent deformation resulting from prolonged application of stress below the elastic limit
- Creep at room temperature is sometimes called cold flow
- Stresses include bending, compressive, or tensile loading; leaf or coil springs; or gravity
- Rigid thermosets do not experience creep (crosslinking restricts chain movement)
- RTI does not address creep



Silly Putty and the Viscoelastic Profile of Plastics



Performance at Temperature

- Indicator of how well a **product** performs it's function when exposed to elevated temperature
- Long-Term Heat Resistance Test (ASTM D794)
 - Samples heated in oven (gradually increasing temp) until failure
 - Failure = material is no longer acceptable for service
 - Change in appearance, weight, or dimension
 - Change in other property of concern



Thermal Endurance or RTI (746B)

A relative thermal index of a material is an indication of the material's ability to retain a particular property (physical, electrical, etc.) when exposed to elevated temperatures for an extended period of time. It is a measure of the material's thermal endurance. For each material, a number of relative thermal indices can be established, each index related to a specific property and a specific thickness of the material.



Another Way (UL 746B, 6.5)

- ❑ Not a “Maximum Operating Temperature” but a maximum temperature below which a material maintains its characteristics over a *reasonable period*.
- ❑ Is also referred to as the **service temperature** of a material



What is Temperature Rating?

The temperature below which a critical property will not be unacceptably compromised through chemical thermal degradation, over the reasonable life of an electrical product



When is RTI required and which RTIs?

Is the material critical for the product's safety performance?

- *What happens when the material does not exist?*



When is RTI required and which RTIs?

Which are the critical properties of the material in the application?

- Translate end product tests (ex. dielectric withstand, crushing resistance, ball impact) into the basic properties: electrical, strength and impact.



When is RTI required and which RTIs?

Are RTIs equal to, or higher than, the critical hotspot temperatures measured during end-product testing?



What RTI Isn't

The RTI of a material is not an indication of performance at elevated temperature.



UL iQ – Generic RTI

Component - Plastics

E987654

ANY PLASTICS CORP.

PLASTIC RD. 1, NORTHBROOK, IL, USA

ABC123 +

Polyamide 66 (PA66), furnished as pellets

Color	Min Thk (mm)	Flame Class	HWI	HAI	RTI Elec	RTI Imp	RTI Str
ALL	1.5	V-2	3	0	65	65	65
	3.0	V-0	1	0	65	65	65
	6.0	V-0, 5VA	0	0	65	65	65

Comparative Tracking Index (CTI): **0**

Dimensional Stability (%): -

High-Voltage Arc Tracking Rate (HVTR): **1**

High Volt, Low Current Arc Resis (D495): **4**

Dielectric Strength (kV/mm): **30**

Volume Resistivity (10¹² ohm-cm): **12**

+ - Material designations may be followed by suffix numbers and/or letter(s) denoting color.

UL94 small-scale test data does not pertain to building materials, furnishings and related contents. UL94 small-scale test data is intended solely for determining the flammability of plastic materials used in the components and parts of end-product devices and appliances, where the acceptability of the combination is determined by Underwriters Laboratories Inc.

Report Date: 0000-00-00

Last Revised: 2008-08-01

Underwriters Laboratories Inc®



UL iQ – Long Term Aging RTI

Component - Plastics E987654

ANY PLASTICS CORP.
 PLASTIC RD. 1, NORTHBROOK, IL, USA

ABC123 +
Polyamide 66 (PA66), furnished as pellets

Color	Min Thk (mm)	Flame Class	HWI	HAI	RTI		RTI Str
					Elec	Imp	
ALL	1.5	V-2	3	0	140	110	120
	3.0	V-0	1	0	140	120	130
	6.0	V-0, 5VA	0	0	140	120	130

Comparative Tracking Index (CTI): **0** Dimensional Stability (%): -

High-Voltage Arc Tracking Rate (HVTR): **1** High Volt, Low Current Arc Resis (D95): **4**

Dielectric Strength (kV/mm): **30** Volume Resistivity (10¹² ohm-cm): **12**

+ - Material designations may be followed by suffix numbers and/or letter(s) denoting color.

UL94 small-scale test data does not pertain to building materials, furnishings and related contents. UL94 small-scale test data is intended solely for determining the flammability of plastic materials used in the components and parts of end-product devices and appliances, where the acceptability of the combination is determined by Underwriters Laboratories Inc.

Report Date: 0000-00-00
 Last Revised: 2008-08-01 Underwriters Laboratories Inc®



Degradation Mechanisms

- Oxidation
 - Chemical
 - Thermal
- Hydrolytic depolymerization
- Crosslinking
- Crazing



Oxidation

- ❑ Recombination of elements in polymer with environmental oxygen
- ❑ Increase in temperature increases oxidation rate
- ❑ *Aging process utilizes thermal-chemical oxidation*



Aging Theory

IEEE

- **1: Recommended Practice - General Principles for Temperature Limits in the Rating of Electrical Equipment and for the Evaluation of Electrical Insulation**
- **98: Standard for the Preparation of Test Procedures for the Thermal Evaluation of Solid Electrical Insulating Materials**
- **101: Guide for the Statistical Analysis of Thermal Life Test Data**

A comparison of the thermal-aging characteristics of one material of proven field service at a particular temperature level with the thermal-aging characteristics of another material with no field service history provides a means for estimating the relative thermal index level at which the second material might also provide acceptable field service.



Arrhenius, the Equation

$$k = Ae^{-\frac{E}{RT}}$$

$$\log_e k = \log_e A - \frac{E}{RT}$$

$$\log_e k = -\left(\frac{E}{R}\right) * \left(\frac{1}{T}\right) + \log_e A$$

$$\mathbf{Y} = \mathbf{M} * \mathbf{X} + \mathbf{B}$$

k = Specific Reaction Rate

A = Constant

E = Reaction Activation Energy

R = Ideal Gas Constant

T = Absolute Temperature

This reduces to linear plot between:

- $1/T$ (reciprocal temperature) and
- $\ln k$ (natural log of specific reaction rate)

UL 746B vs IEC 60216

- ❑ TI: IEC 60216-3 method does not incorporate control concept
 - Correlation time is set at 20,000 hours

- ❑ RTE: IEC 60216-5 (Fixed Temperature method)

- ❑ IEC 60216-6 (Fixed Time method)



Long Term Thermal Aging (LTTA)– Overview

Material Properties

What is appropriate for this material type?

- Impact Property
 - Tensile
 - Izod or Charpy
 - Other
- Strength Property
 - Tensile
 - Flexural
 - Other
- Electrical Property
 - Dielectric
 - Other



Primary Properties

- ❑ Expected to reach end-of-life for each of the test temperatures
 - When there is no information on degradation of individual properties, assume all are primary
 - If specific properties are known to degrade more rapidly, assign them as primary and evaluate others as secondary

- ❑ Monitored throughout the program



Secondary Property

Property which is not expected to reach end point before the primary properties

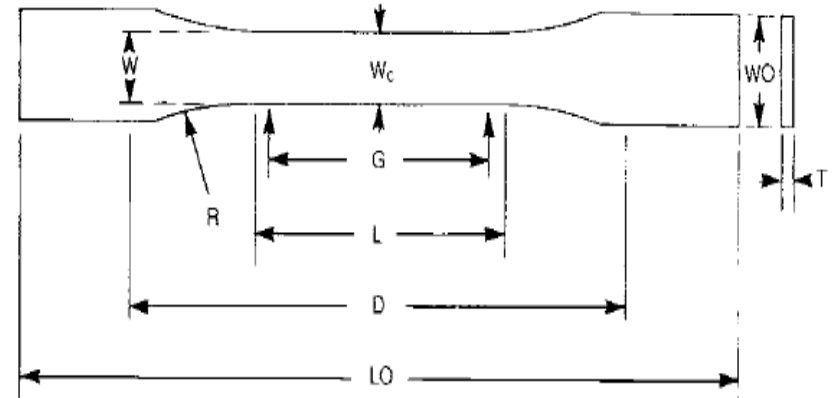
- Flammability
 - Vertically rated materials only
- Electrical (sometimes)
- Strength (rarely)
- Impact (never)



Samples (ASTM)

ASTM

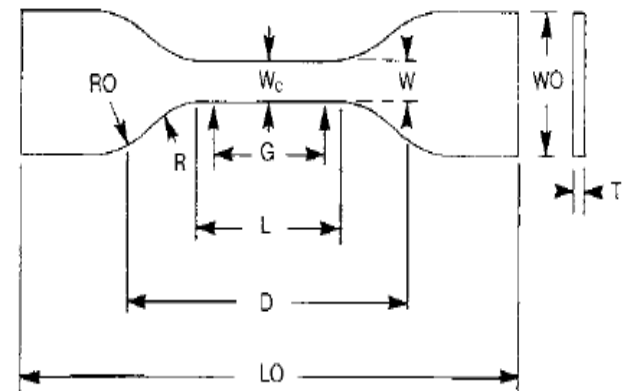
- Type I for most applications
- Type IV for elastomeric materials



TYPES I, II, III & V

Machined Samples

- Same direction
- Inspect radius
 - Break in Clamp



TYPE IV

Samples (ISO)

ISO 3167

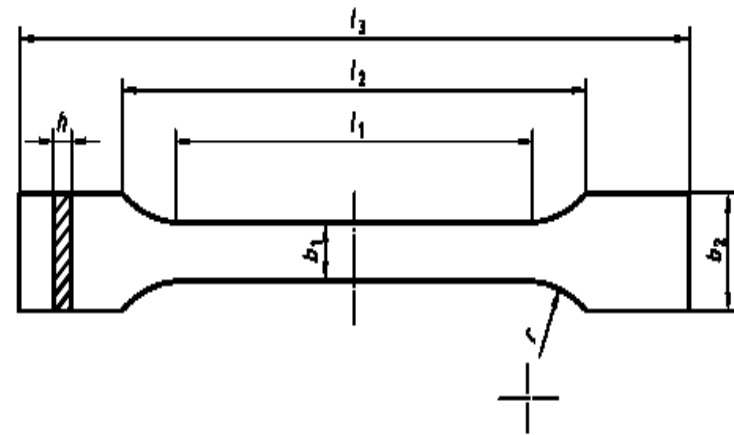
- Multi-purpose Test Specimen

Molded: Type 1A

Machined: Type 1B

Different dimensions for machined samples!!

- Higher radius
- Shorter middle region



Specimen type	A	B
l_3 Overall length ^a	≥ 150 Recommended value ^b 170	≥ 150
l_1 Length of narrow parallel-sided portion	80 ± 2	$60,0 \pm 0,5$
r Radius	20 to 25 Recommended value ^b 24 ± 1	$\geq 60^c$ Recommended value ^b $60,0 \pm 0,5$
l_2 Distance between broad parallel-sided portions ^d	104 to 113	106 to 120 Recommended range ^b 106 to 110
b_2 Width at ends	$20,0 \pm 0,2$	
b_1 Width of narrow portion	$10 \pm 0,2$	
h Thickness	$4,0 \pm 0,2$	



**Underwriters
Laboratories Inc.**

Melville Division
1255 Main Western Road
Melville, NY 11747-3081 USA
www.ul.com
Tel: 1 631 271 6200
Fax: 1 631 271 6259

Impact Strength

Tensile Impact

- ASTM D1822 and ISO 8256
 - Not equivalent (*Note: ASTM TI preferred*)

Izod Impact

- ASTM D256 and ISO 180
 - Not equivalent
 - ISO = Notch A and edgewise only

Charpy Impact

- ASTM D6110 and ISO 179
 - Not equivalent (*Note: ISO CI preferred*)



ers
ies Inc.®



Melville
1285 Walt
Melville, N
www.ul.co
tel: 1 631
fax: 1 631

Charpy Impact

Similar to Izod, except

- Sample orientation (horizontal)
- No clamping pressure

Edgewise samples preferred



Dielectric Strength

ASTM D149 and IEC 60243

- Similar but not exactly equivalent
 - Different electrode preferences
- All insulators exhibited some type of leakage
 - This results in localized heating which facilitates greater voltages until breakdown occurs

LTTA tests on just the minimum thickness

- Even if Recognized at just 3.0 mm, test DS at 0.75 mm

Per UL 746A

- Rate of rise = 500 V/s
- Test in air; for LTTA, we prefer oil (industry norm)



Specimen Thickness

- Electrical
 - Minimum thickness desired

- Impact
 - Testing at 3 or 4 mm nominal thickness represents thinner, if thinner thickness evaluated for non-impact property (see Offset Principle)

- Strength
 - 3 mm plus minimum thickness desired



Specimen Quantity - General

- Assumes end-of-life reached within number of aging cycles indicated in the delayed-set schedules
- Applies to Proposed and Control Materials
- Assumes all properties are primary



Specimen Quantity – Rigid Non-polypropylene

Strength and Impact

- 3 mm thickness: 290 specimens
- Reduced thicknesses: 120 specimens each

Dielectric

- 0.8 mm thickness: 230 specimens

Flame (Candidate only)

- Minimum thickness: 140 specimens



Selecting Materials

Why Do I Need a Control?

- ❑ Use of control is used to normalize lab variations
 - Variations in oven temperatures or other lab elements happen to both control and candidate

- ❑ Allows for establishing an RTI, since the temperature is relative to another material



General (UL 746B)

- ❑ Established RTI and good field service at it's rating
- ❑ Preferable to have same generic type as candidate, tested in same thickness, and have RTI close to expected RTI of candidate
- ❑ Tested in same ovens as candidate unless performance ranges are significantly different or contamination problems occur



Selection of Controls

Goal = Similar degradation mechanisms

- “... with a record of good field service at its rated temperature.”

Use Parameter Search

- Same mfr?
- Same generic base resin?
- $\pm 10\text{ C}^\circ$?
- Descriptive similarities?

UL Plastics Database please select a search criteria... [Home](#) [Help](#)

[Company](#) [Grade](#) [Tradename](#) [File Number](#) [Parameters](#) [Footnotes](#)

Select Parametric Search Criteria ([Click here for help on the criteria selections](#))


Generic family of the material you are searching for:

Ultraviolet and/or water immersion considerations: (N) = Suitable for outdoor use with respect to exposure to Ultraviolet Light, Water Exposure and Immersion in accordance with UL 746 C.
 (Z) = Subjected to one or more of the following tests: Ultraviolet Light, Water Exposure or Immersion in accordance with UL 746 C, where the acceptability for outdoor use is to be determined by UL Inc.

Minimum thickness in the application (millimeters):

Flame Class	Hot Wire Ignition (HWI)	High Amp Arc Ignition (HAI)	Comparative Tracking Index (CTI)	High Volt Tracking Rate (HVTR)	ASTM D495 Tracking (D495)
<input type="text" value="n/a"/>	<input type="text" value="n/a"/>	<input type="text" value="n/a"/>	<input type="text" value="n/a"/>	<input type="text" value="n/a"/>	<input type="text" value="n/a"/>

Relative Temperature Index (R.T.I.)			I E C Test Criteria ($^\circ\text{C}$)		
Electrical Strength	Mechanical Impact	Mechanical Strength	Glow-Wire Ignitibility	Glow-Wire Flammability	Ball Pressure
<input type="text" value="n/a"/>	<input type="text" value="n/a"/>	<input type="text" value="n/a"/>	<input type="text" value="n/a"/>	<input type="text" value="n/a"/>	<input type="text" value="n/a"/>

 Classified as Drinking Water System Component Material ($^\circ\text{C}$)

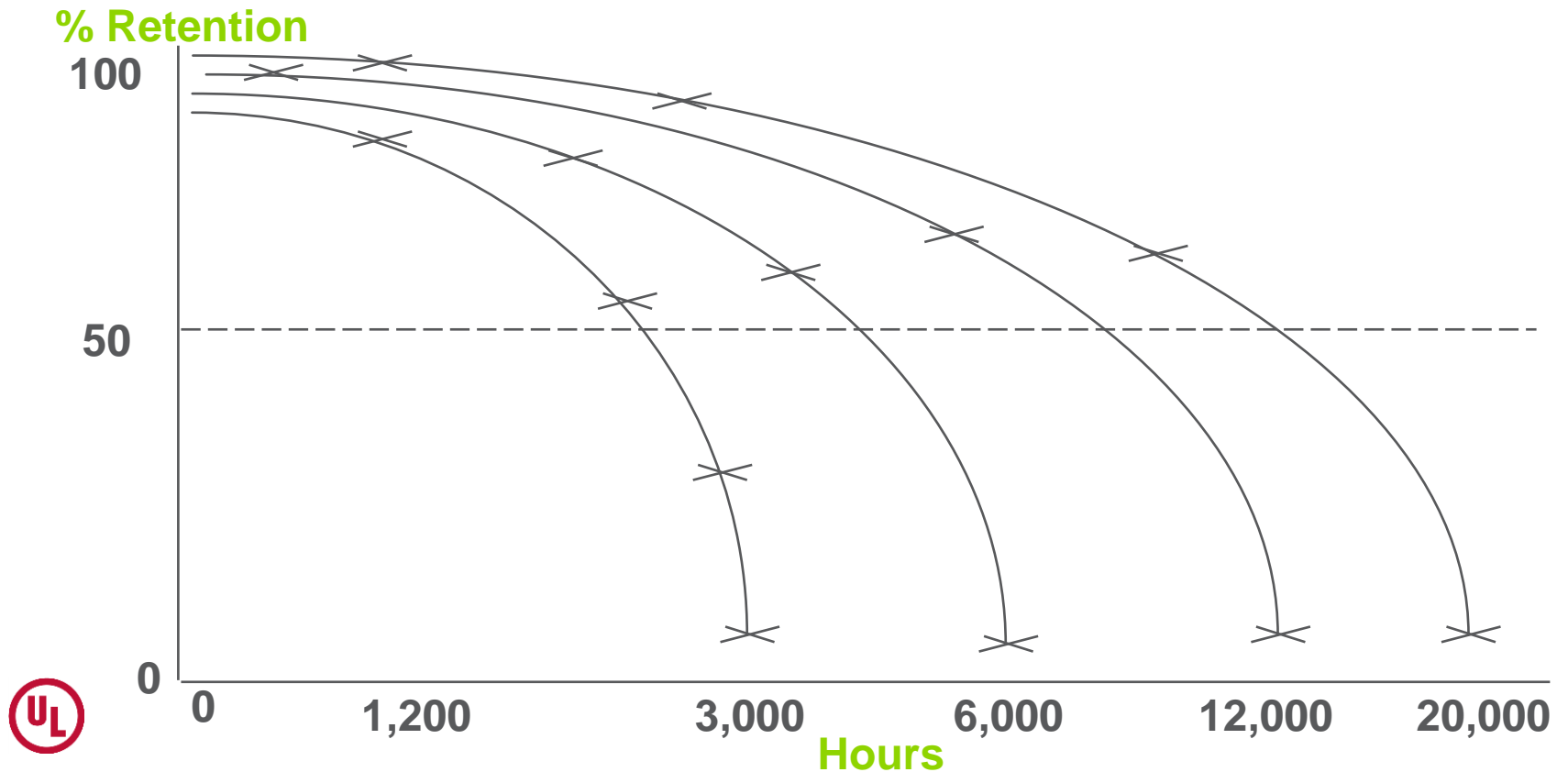
Maximum Number of Matching Records:
(selecting over 500 could increase querying time)

Module 5: Introduction to Data Analysis

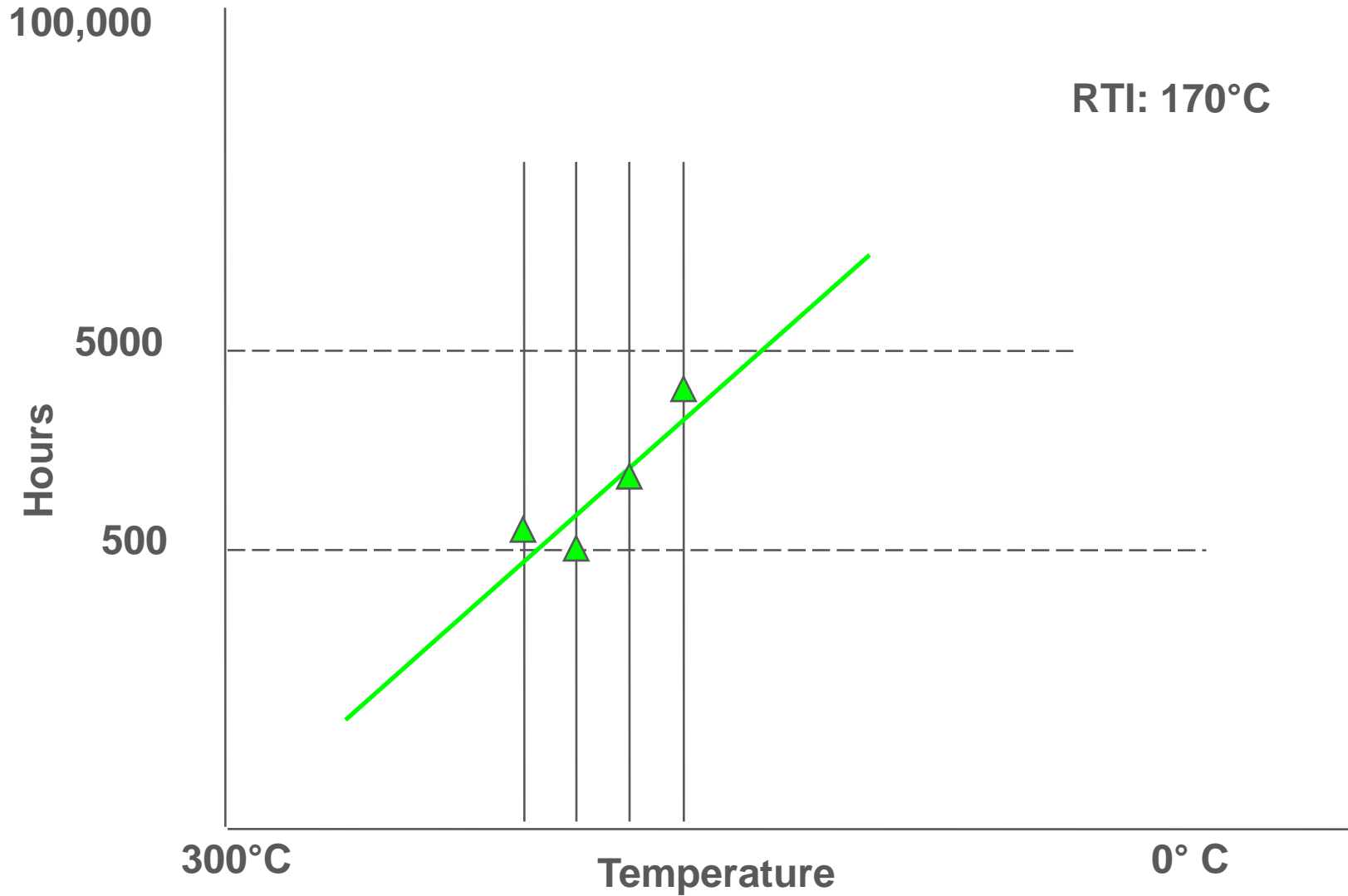
F50 Curve Fit

Why 50%

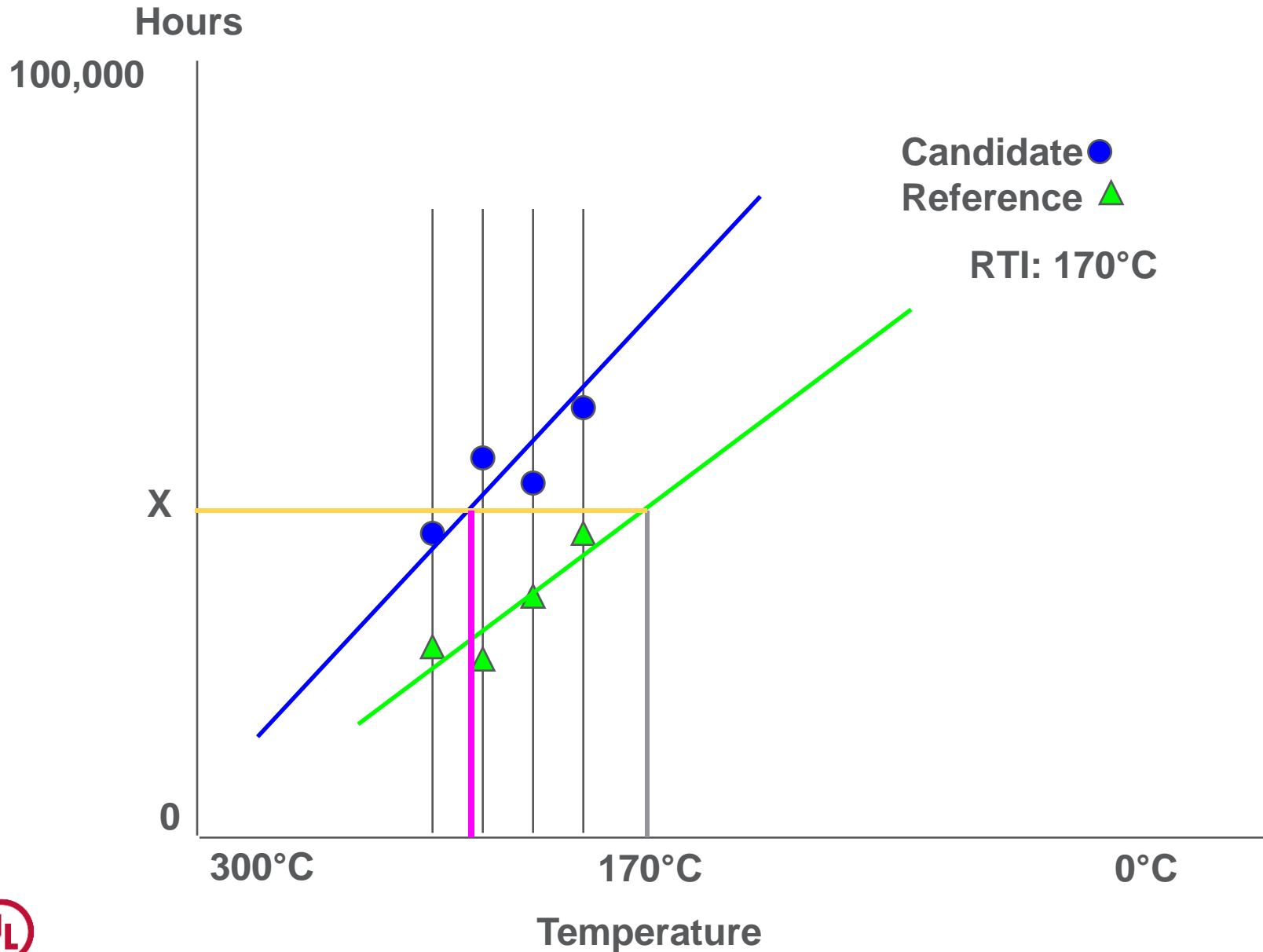
- Arbitrary point of measurement
- Assumption: 2x Safety Factor built in



Reference Material Aging



Calculation of Candidate RTI



UL 746B vs IEC 60216

TI: IEC 60216-3 method does not incorporate control concept

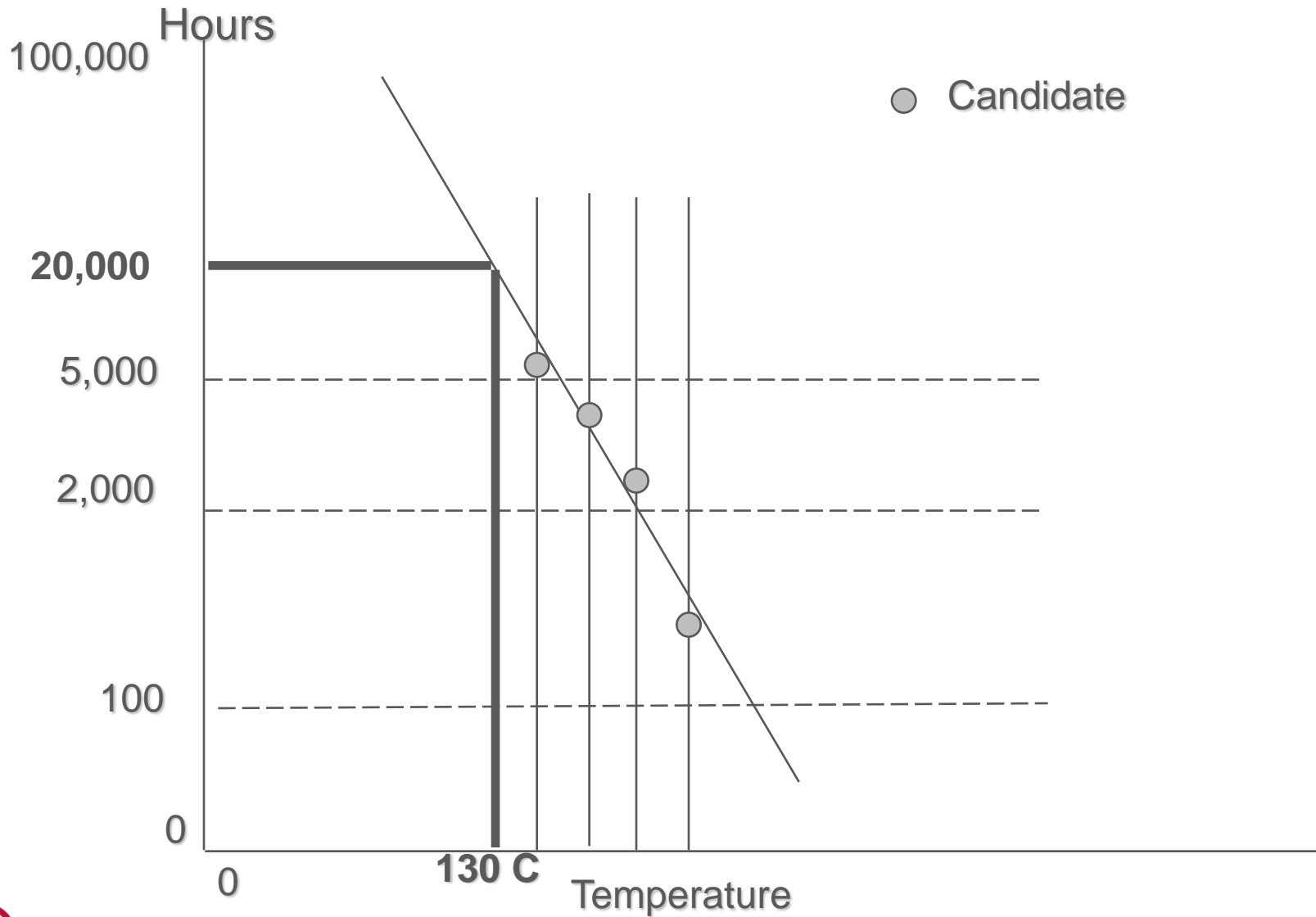
- Correlation time is set at 20,000 hours

RTE: IEC 60216-5 (Fixed Temperature method)

IEC FDIS 60216-6 (Fixed Time method)



IEC 60216 Thermal Index






Thank You

Christopher Flueckiger
UL, LLC

Christopher.Flueckiger@UL.com

**Our Mission:
Working for a Safer World Since 1894**

To **promote** safe living and working environments for people by the application of Safety Science and Hazard-Based Safety Engineering.



To **support** the production and use of products which are physically and environmentally safe and to apply our efforts to prevent or reduce loss of life and property.