

A man with a mustache and safety glasses is working in a laboratory. He is focused on a piece of machinery, possibly a microscope or a similar scientific instrument. The background is filled with various lab equipment, cables, and shelves, creating a busy and technical atmosphere. The lighting is somewhat dim, with a blueish tint, emphasizing the scientific and safety-oriented nature of the scene.

Welcome NIST Safety Update

Richard Kayser
Chief Safety Officer, NIST

Visiting Committee on Advanced Technology
June 7, 2016

2014 NIST Safety Climate Survey Planned Actions

01

EMPLOYEE RIGHTS AND RESPONSIBILITIES

Improve communication to employees of their safety rights and responsibilities.

02

UNSAFE CONDITIONS AND PRACTICES

Provide guidance on addressing unsafe conditions and practices.

03

INCIDENT REPORTING & LESSONS LEARNED

Implement improved incident reporting processes and mechanisms for sharing lessons learned.

04

SAFETY TRAINING

Improve the quality of safety training.

05

MANAGEMENT OBSERVATIONS

Incorporate discussions of safety culture issues into management observations.

06

PERFORMANCE APPRAISALS

Re-emphasize the importance of employees receiving safety performance feedback during performance appraisals.

AGENDA

Report regularly to VCAT on NIST's safety improvement efforts.



**WORKPLACE
INSPECTIONS**



**INCIDENT
REPORTING**



**CONTINUAL SAFETY
LEARNING**



Workplace Inspections




Clear roles & responsibilities



Minimum frequencies



Trained OU inspectors

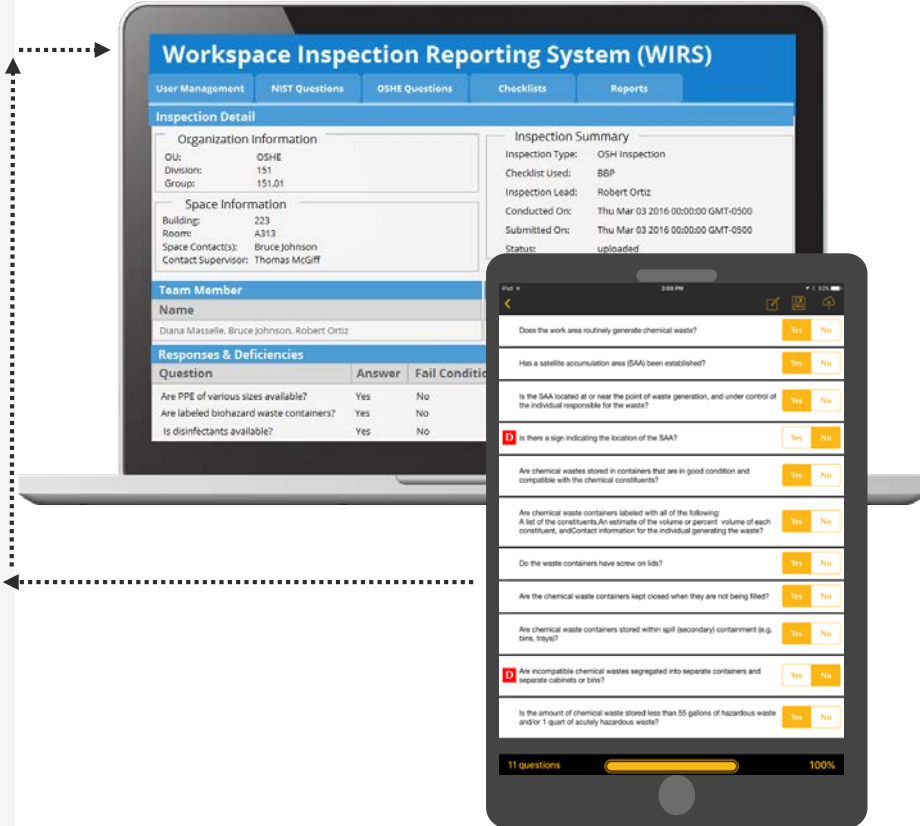


OU-led inspections with
Safety Office notification





Workplace Inspections



Classification of deficiencies



Recommended abatement actions & interim measures



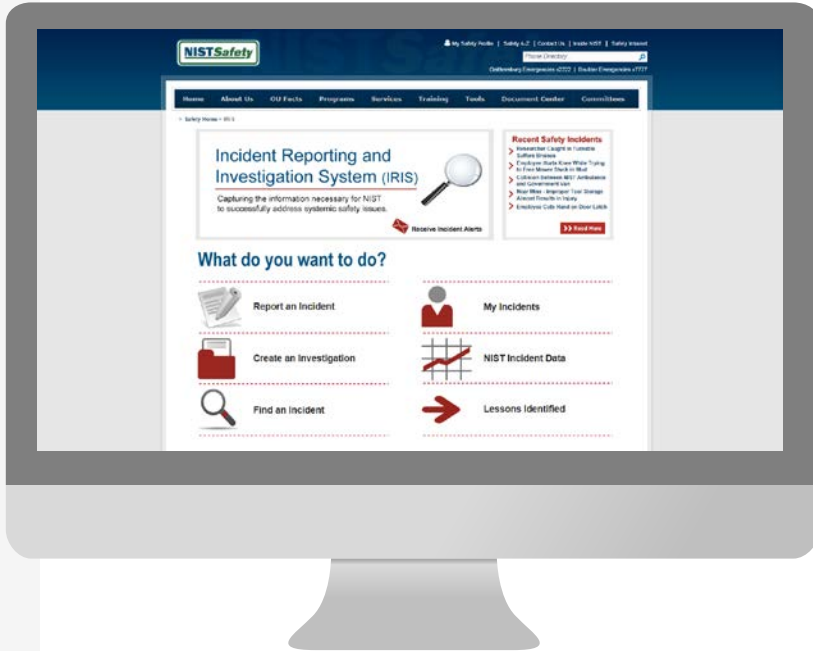
Abatement plans



Electronic data collection



2014 NIST Safety Climate Survey



1

A **large majority** of respondents agreed that reporting incidents **helps improve safety** at NIST.

2

Less than half of respondents use incident reports for lessons learned.

3

Apparent **disconnect** between **perceived value** and **practical application**.



Opportunities for Improvement

1

Improve
What's Reported



3

Improve Sharing
Lessons Learned



2

Improve Incident
Investigations



Additional Program Improvements

Clarify incident types



Increase reporting of “near misses”

Exclude unsafe conditions



Implement corrective action tracking system

Streamline reporting of simple incidents




Provide additional tools/resources



What is Microlearning?

- 1 Small, bite-sized bursts
- 2 One objective/idea
- 3 Focused building blocks
- 4 Spaced out over time
- 5 Less time disruptive
- 6 Accessible





Microlearning Strategy

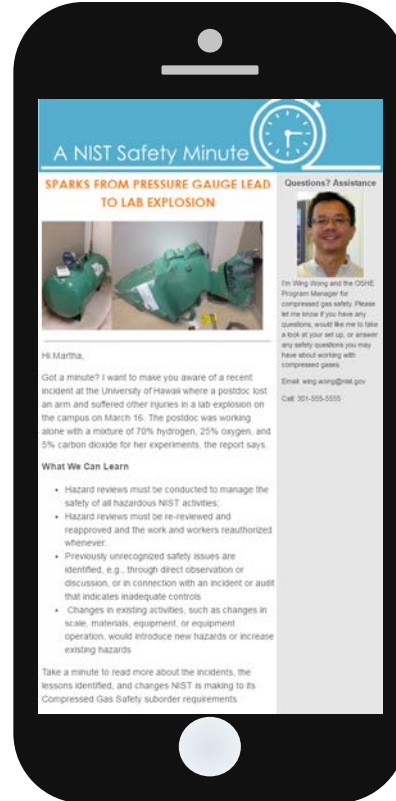
Internal and external incidents



Workplace inspection data



Management/staff observations



Critical-thinking exercises



Video



Peer-to-peer conversations



Microlearning Strategy



Balanced

- Ensure no one receives too many or too few
- Over time, reinforce all requirements



Targeted

- Build targeted lists using Safety Education and Training application



Continually Evaluate and Improve

- Track open rates and engagement and adjust strategy



NIST Safety Minutes

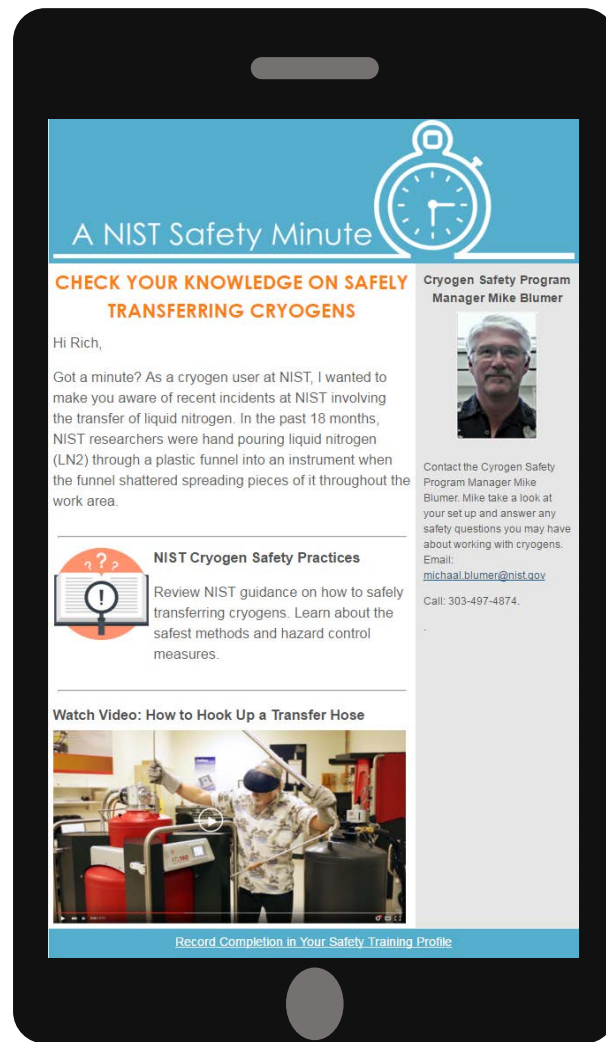
Targeted and personalized



Motivated by incidents and inspection data



Two-minute "how to" video



Safety Support





Learning On Demand

Over time, we will build a library of **quick reference materials** on **specific topics** that can be **easily accessed** by staff members who want a refresher.



A photograph of a balcony on a building facade, featuring a pond filled with water lilies. The balcony is enclosed by a metal railing. The background shows the building's exterior with windows and shutters. A large, dark, semi-transparent triangular shape is overlaid on the right side of the image, containing the word "DISCUSSION" in white, bold, serif capital letters.

DISCUSSION