



Micro-Spectrometer for Neural Probe with Wireless Feed

Sang H. Choi

NASA Langley Research Center – Hampton, VA

Yeonjoon Park

National Institute of Aerospace – Hampton, VA

Uhn Lee

Gachon University of Medicine and Science – Incheon, Korea

NASA Space Act Agreement (SAA) #15546 Collaboration Activity



Deep Brain Stimulation (DBS)

A neurosurgical treatment which stimulates the brain with mild electrical signals

FDA Approval:

- Essential tremors (1997)
- Parkinson's Disease (2002)

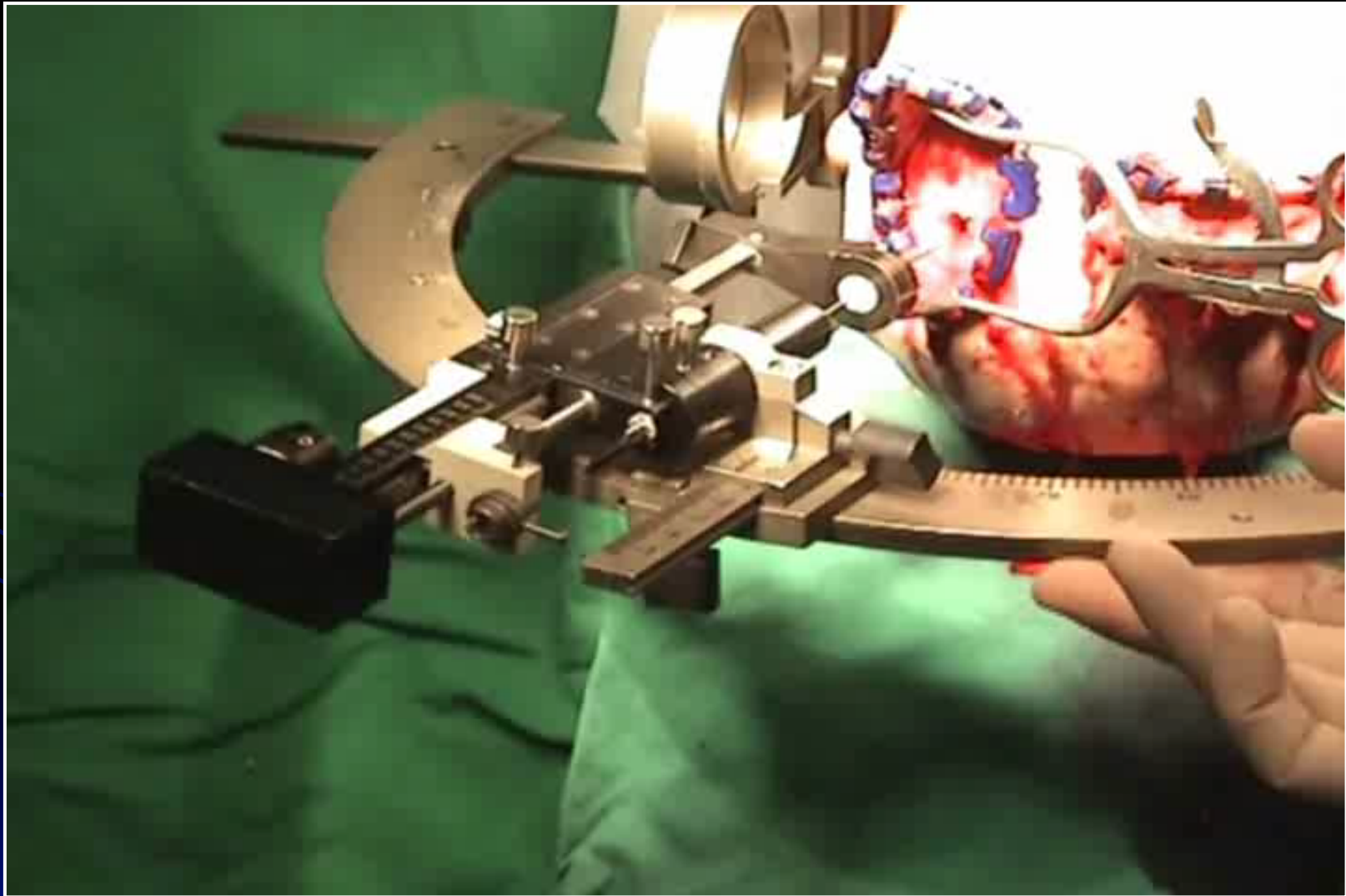
Disease Applications:

- Parkinson's Disease
- Patients with essential tremors
- Epilepsy
- Dystonia
- Obsessive Compulsive Disorder (OCD)
- etc.

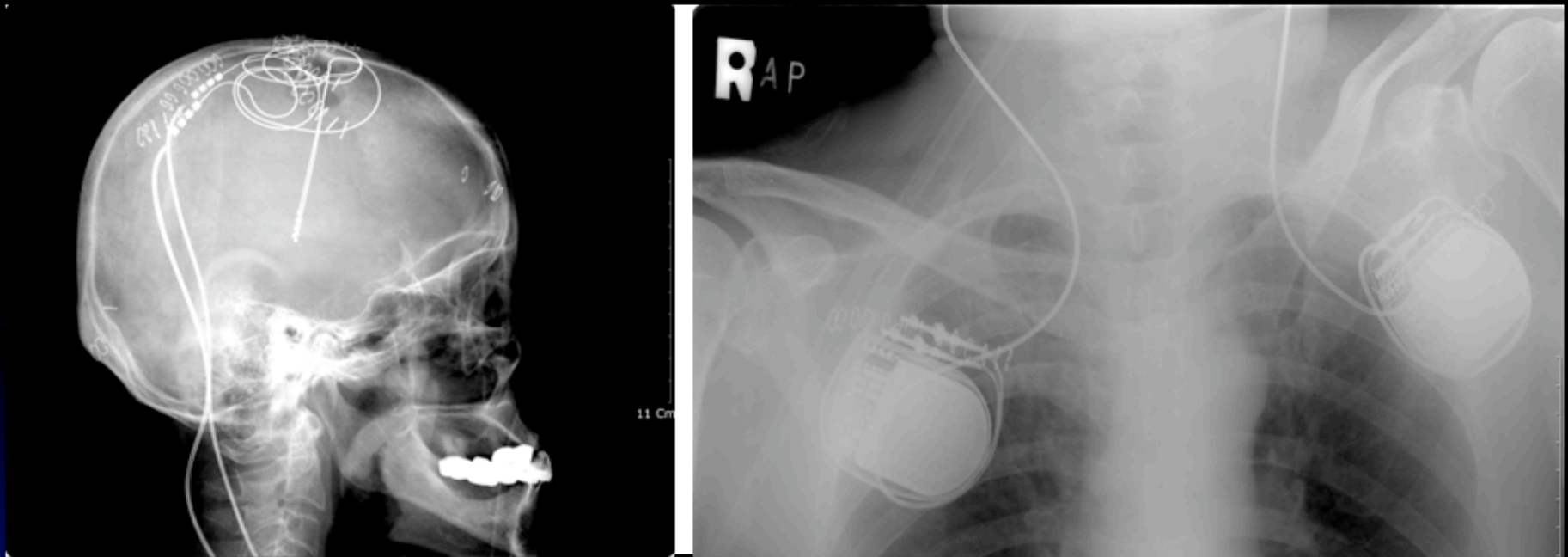


www.stockani.com/parkinson-dbs.html

DBS Surgical Procedure



Implanted Probes & Batteries





Current Limitations

Power Source: Implanted battery with tether line

- Painful and cumbersome
- Battery life: 3-5 years
- Power-line vulnerable to disconnection

Performance: Jolt Suppression Voltage Only

- Diagnosis and search of anomaly required
- A single function



New Approach: *Probe-Pin Device*

Power Source: Wirelessly powered

- Micro-coil with train of magnetic pulses
- Rectenna array for microwave coupling

Performance:

- Diagnosis and search of anomaly required
- Multi-functions integrated
 - Jolt suppression voltage
 - Brain temperature
 - Brain pressure
 - Neuro-electricity
 - Neuro-chemistry by micro-spectrometer

Logic Circuit for Monitoring, Control, & Data Acquisition



New Approach: *Probe-Pin Device*

Green = NASA Langley's Involvement

Power Source: Wirelessly powered

- Micro-coil with train of magnetic pulses
- Rectenna array for microwave coupling

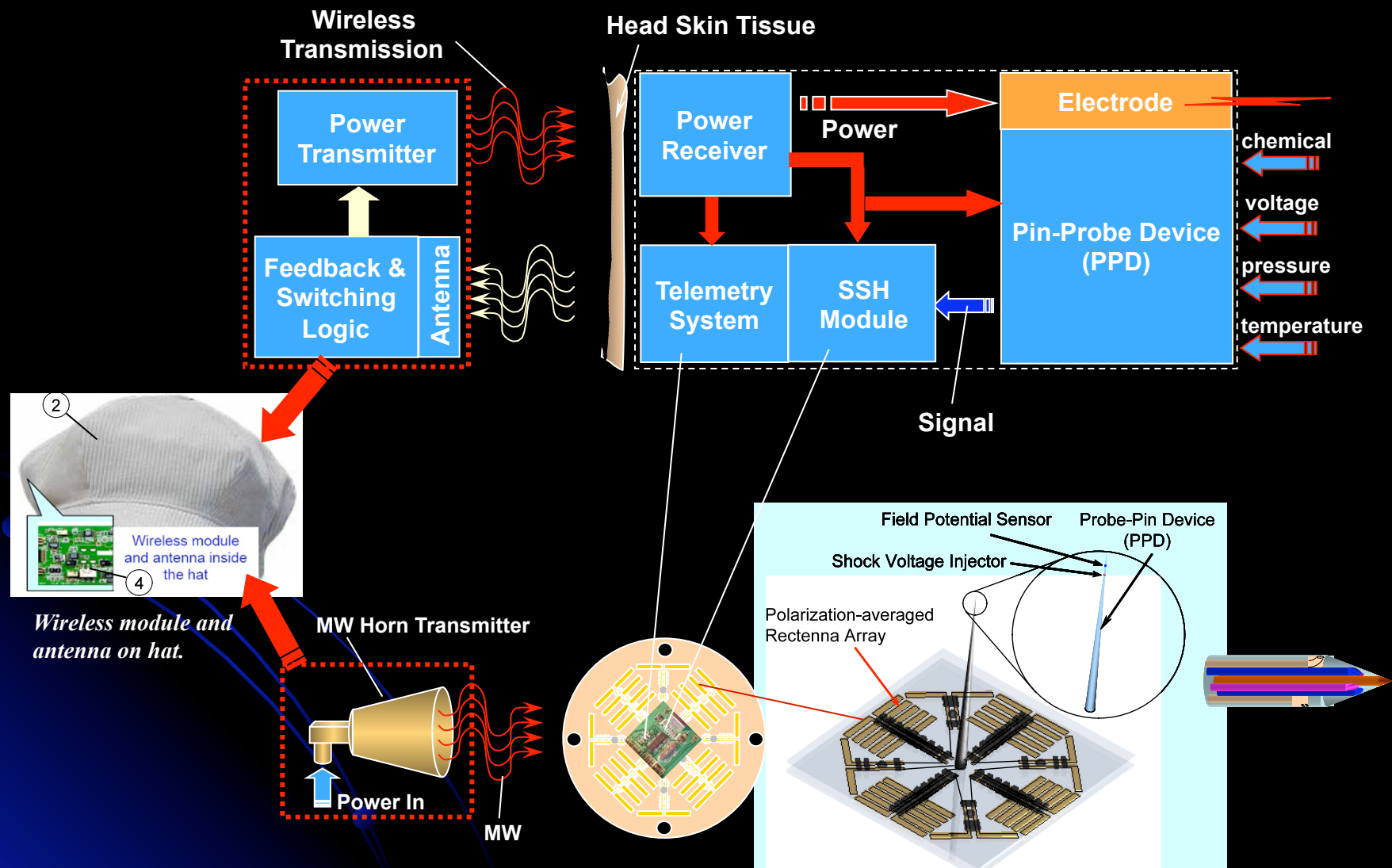
Performance:

- Diagnosis and search of anomaly required
- Multi-functions integrated
 - Jolt suppression voltage
 - Brain temperature
 - Brain pressure
 - Neuro-electricity
 - Neuro-chemistry by micro-spectrometer

Logic Circuit for Monitoring, Control, & Data Acquisition

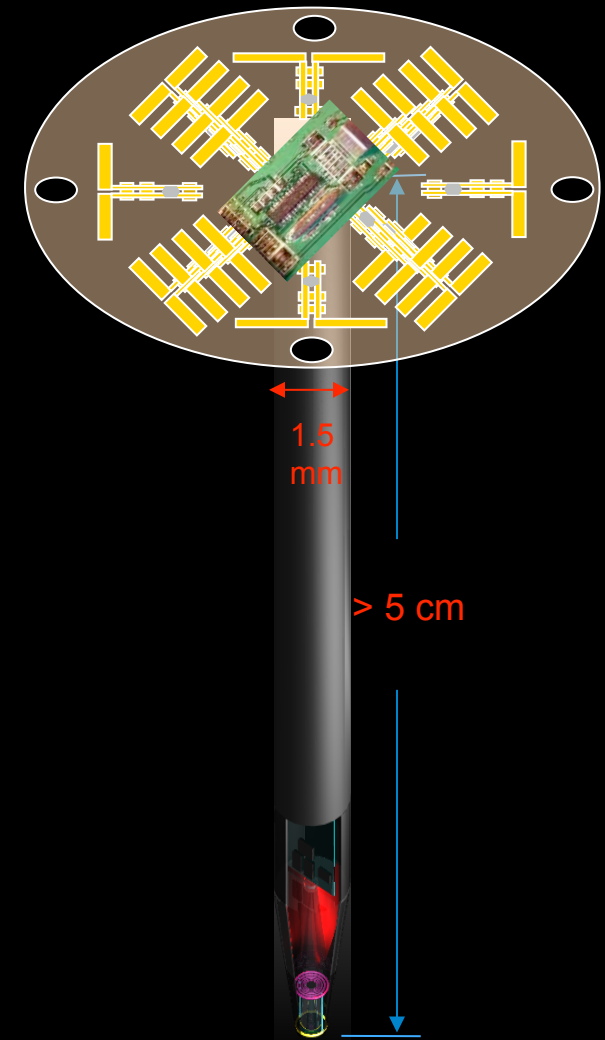


Master Logic Dependent Pin Probe Device (PPD)



Pin Probe Device (PPD)

- Selection of Targeted Spectral Line for μ -SM:
 $600 \text{ nm} < \lambda < 1000 \text{ nm}$
- Spectral Resolution: $\leq 10 \text{ nm}$
- Downsize of Micro-Spectrometer:
 $< 2 \text{ mm}$
- Platform Design for Other Sensors Integration:
 ρ , T, V, and chemicals
- Wireless Power Feeder and Integration:
both MIC and MW
- Telemetry Circuit and Test with Skin Tissue:
FM mode
- Chip-scale Design of Electronics:
Miniaturization





Micro-Spectrometer Development Plan

1. Negative Zone Plate (NZP)
2. Characterization of NZP
3. Broadband level of Micro-Spectrometer
4. Smart Optical Materials for Micro-Spectrometer
5. Smart Optical Materials Characterization



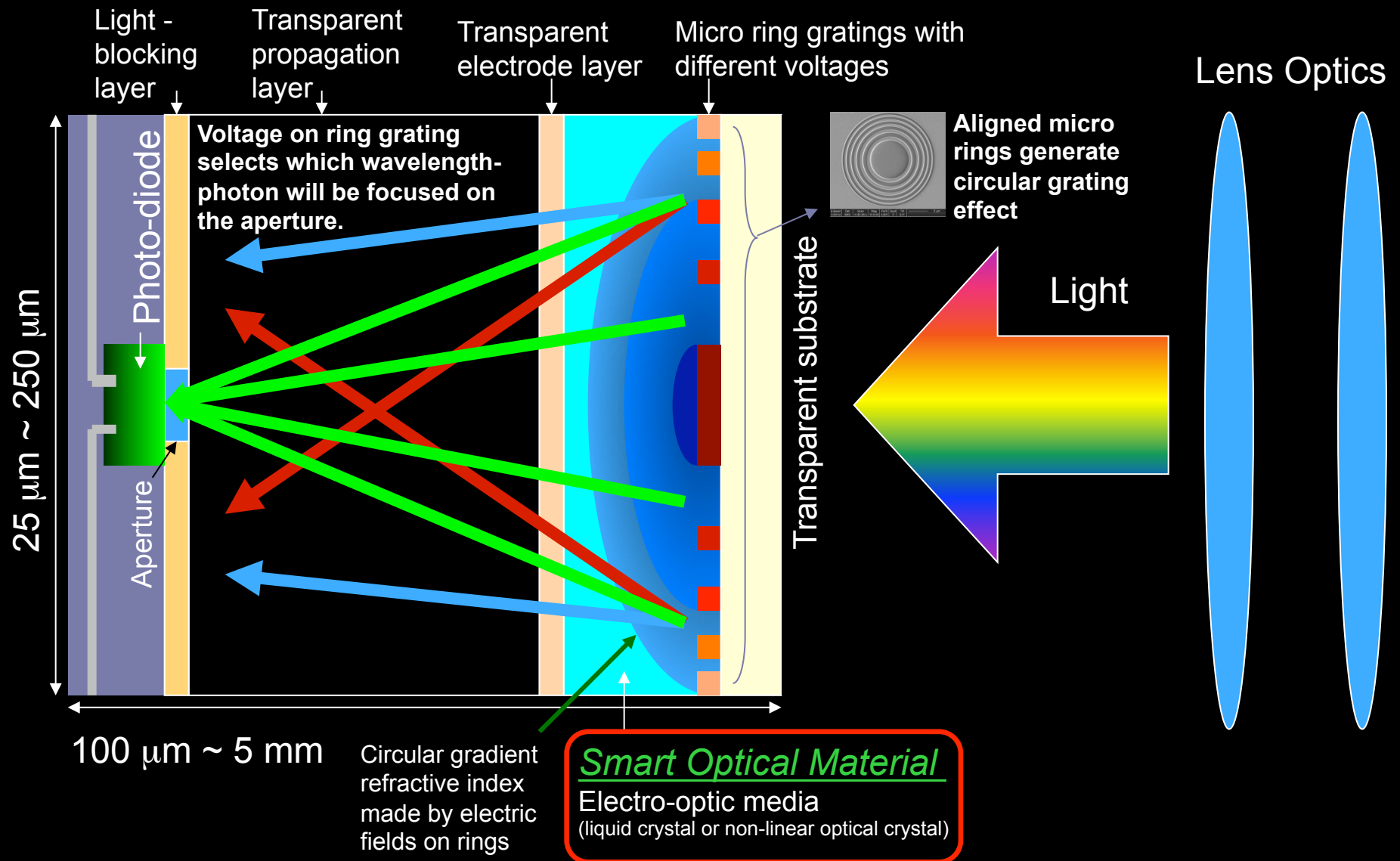
Micro-Spectrometer Development Plan

1. Negative Zone Plate (NZP)
2. Characterization of NZP
3. Broadband level of Micro-Spectrometer
4. Smart Optical Materials for Micro-Spectrometer
5. Smart Optical Materials Characterization

Red = NASA seeking collaborators in these areas



Micro-Spectrometer Development Plan



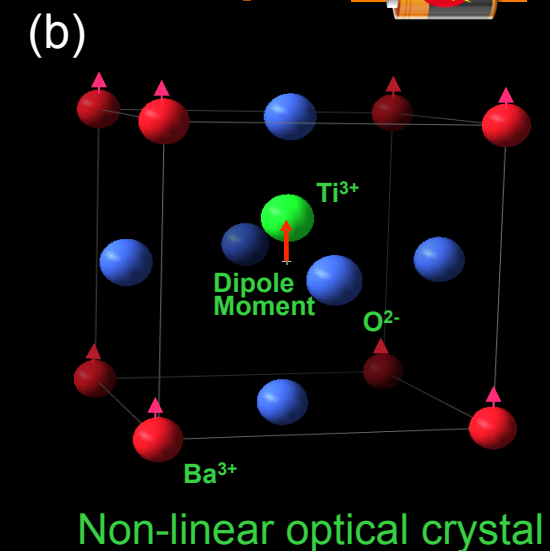
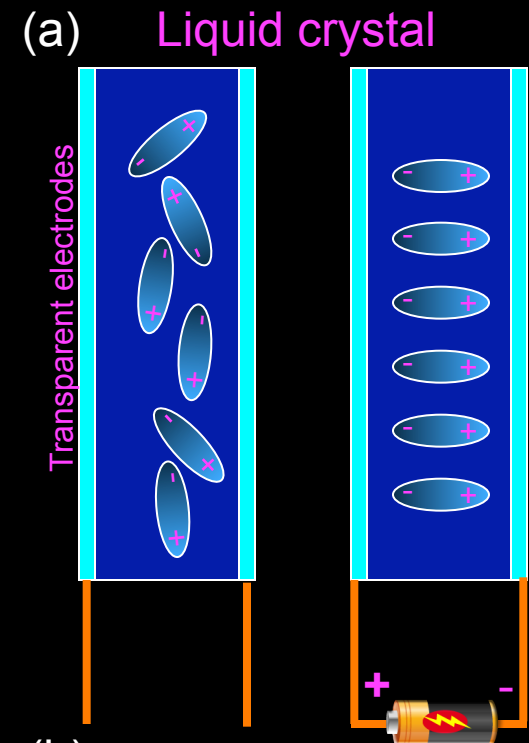
Smart Optical Materials

Smart Optical Materials (SOM) are new optical materials that can control deep properties (intensity, phase, polarization, coherence) of passing light, including

- electro-optic materials (non-linear optical crystals, liquid crystals, electro-optic polymers)
- magneto-optic materials (Faraday Effect and Kerr Effect),
- electro/thermo-chromic materials
- chemicals that induce refractive index changes
- optical materials that depend on temperature and pressure

New prototype SOM characterization system with advanced software is under development at NASA LaRC.

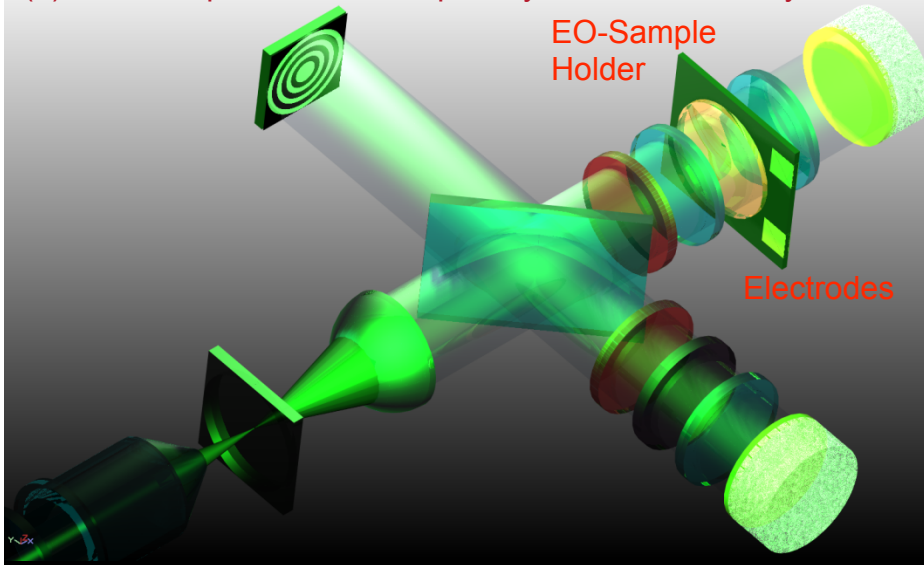
- **Intensity, phase, and polarization** of passing lights through many new optical materials while applying various physical/chemical quantities on the materials.
- A miniaturized compact system has **USB interface** and **exchangeable components** for various R&D and commercial applications.
- This innovative versatile SOM characterization system and characterized optical materials will be used for complete micro spectrometer system.
- Commercialization of this system accelerates development of new optical materials and devices.



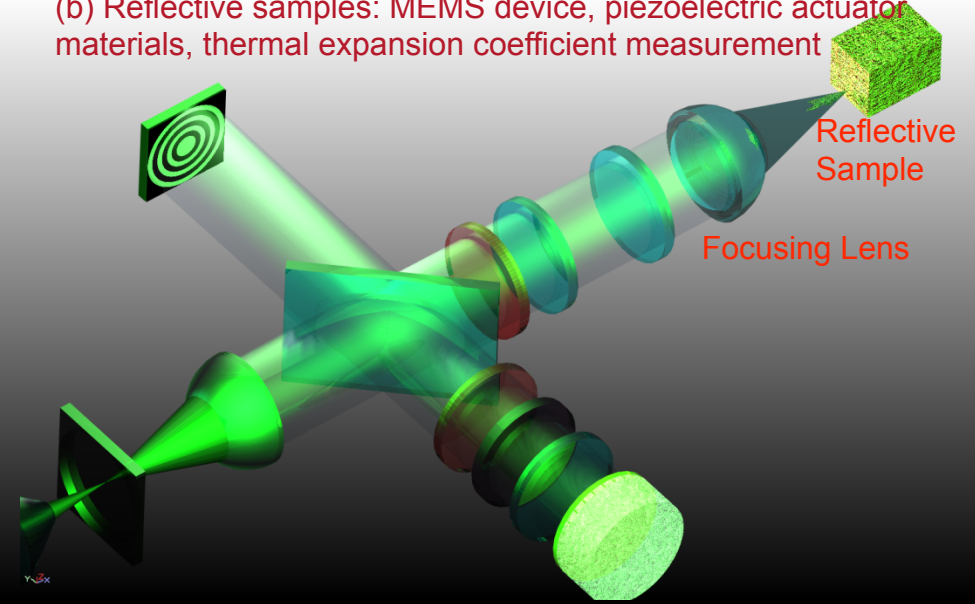
Smart Optical Materials Characterization System



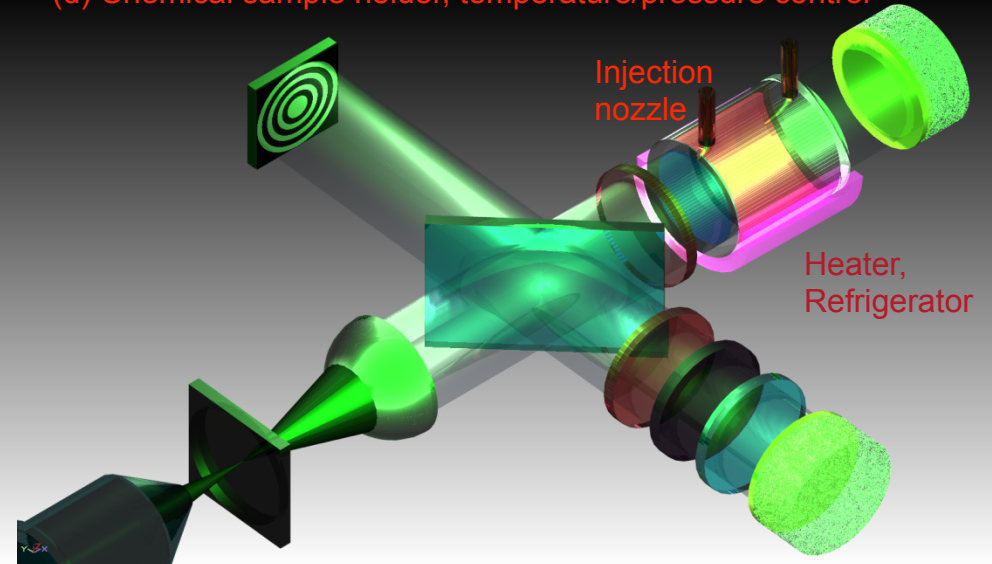
(a) Electro-Optic Materials: liquid crystal, non-linear crystal



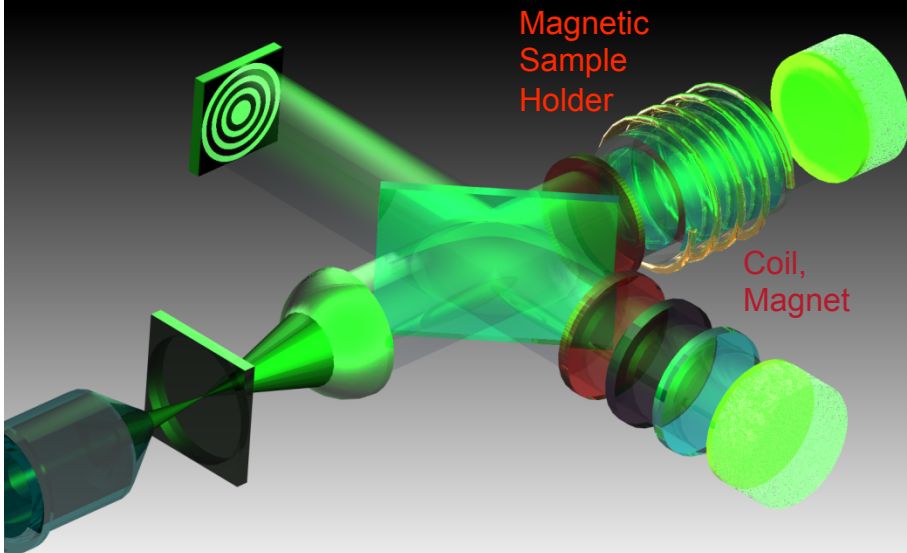
(b) Reflective samples: MEMS device, piezoelectric actuator materials, thermal expansion coefficient measurement



(d) Chemical sample holder, temperature/pressure control



(c) Magneto-optical materials: Kerr effect, Faraday effect





Development Summary

- Neural Sensing Probe Pin Device with micro-spectrometer is under development.
 - Micro Spectrometer Component Test Platform was set up.
 - The world's smallest optical path volume (1mm^3 was achieved with 0.75mm diameter.)
 - This is $1/1000^{\text{th}}$ volume compared with today's smallest commercial spectrometers (1cm^3)
 - Demo model developed with actuator-controlled focal length as a stop-gap approach
 - All basic electronics for sensor, telemetry, and power coupling were fabricated, but required chip-scale miniaturization
- Prototype SOM characterization system is developed to measure **intensity, phase, and polarization** of passing lights through many new optical materials while applying various physical/chemical quantities on the materials.
 - A miniaturized compact system has **USB interface** and **exchangeable components** for various R&D and commercial applications.
 - SOM system and software are **Tech-Transfer ready**
- Wireless Power Transmission test using polyurethane layers and pig skin was satisfactorily performed.
 - MIC was proven to be effective for short range power transmission, like a hat system
 - TFRA was effective for short (near-field capacitive coupling) and long (far-field) range power transmission.



Collaboration Opportunities

Seeking expertise in
Smart Optical Materials
via a
Space Act Agreement

Contact

Sang H. Choi
Senior Scientist
757-864-1408
sang.h.choi@nasa.gov

Rheal P. Turcotte
Partnership Development
Manager
757-864-8881
rheal.p.turcotte@nasa.gov

Moline K. Prak
Technology Manager
757-864-7579
moline.k.prak@nasa.gov