

Tools for tracking and improving plastic recycling

Tuesday, January 24th, 2023



**The Recycling
Partnership**
SOLVING FOR CIRCULARITY

We mobilize people, data, and solutions across the value chain to unlock the environmental and economic benefits of recycling and a circular economy.

- Harmonized Framework
- National Recycling Database
- Data-Driven Actions



Data



**Biggest
Intersectional
Opportunity**



**Corporate
Commitment**

- Harmonized Standards + Design for Reduce, Reuse, & Recycle
- Infrastructure Investment

- Access to Reuse & Recycle
- Public Trust & Participation
- Equity



**Public
Engagement**



Policy

- Claims and Labeling
- Producer Responsibility

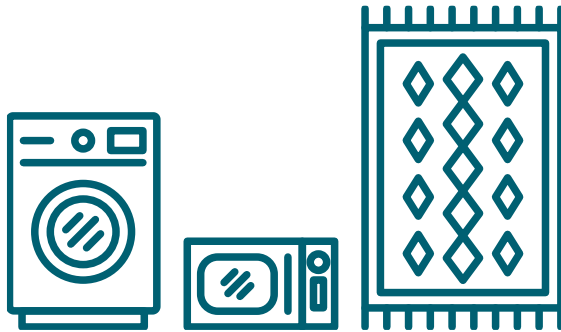
Data is a powerful force for change.



Sources of Recycling Rate Data



Plastics Categories Included in EPA Rates



Durable Goods

Appliances, Carpet, Electronics, etc.



Non-durable Goods

Trash Bags, Plastic Cups & Plates, etc.

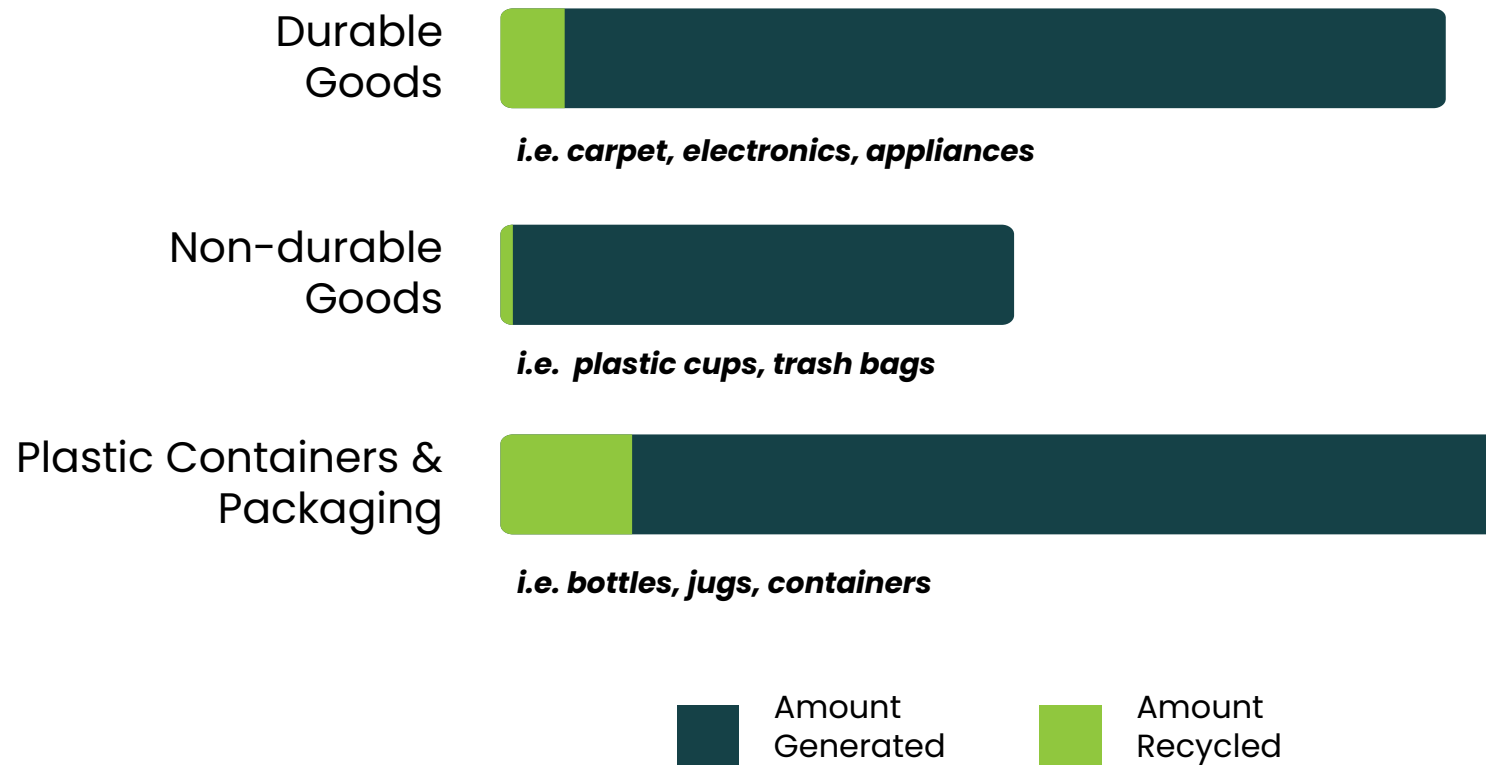


Plastic Containers & Packaging

Bottles, Jugs, Containers, etc.



Plastics Categories and Recycling Rates



Recycling Rate

6.8%

2.4%

13.1%

Average 8.5%



Industry Sources

U.S. Plastics Pact

Tracking recycling rates specifically for plastics packaging





U.S. Plastics Pact Data

	Tons Generated (thousands of tons)	Tons Recycled (thousands of tons)	Recycling Rate
LDPE/HDPE/PP/PS Bags, Sacks, & Wraps	4,200	420	10.0%
PET Bottles and Containers**	3,995	938	23.5%
HDPE Bottles and Containers*	3,170	604	19.1%
PP Bottles and Containers*	1,263	70	5.5%
LDPE/PP/PS/PLA Plastic Plates & Cups	1,030	0	0.0%
Other LDPE Packaging	910	0	0.0%
PS and Other Packaging	790	25	3.1%
Other Bottles and Containers	360	1	0.2%
TOTAL - All Materials	15,718	2,057	13.1%

*Data source: APR

** Data source: NAPCOR

Data source for all others: EPA

Household Perspective



Households with Carts Have Fairly High Numbers

Material	Household Capture Rate
PET Bottles	48%
Non-bottle PET	39%
“Natural” HDPE bottles	60%
Colored HDPE bottles	51%
Polypropylene packaging	27%



Tracking Local Recycling Programs

Municipal Measurement Program



- Free online survey with standardized terminology and methodology for gathering local recycling program data
- Surveys for single family, multifamily and drop-off programs for solid waste, recycling and organics
- Local programs can be cities, counties or regional authorities
- Harmonize material acceptance terminology in recycling programs



MUNICIPAL MEASUREMENT PROGRAM
DELIVERED BY THE RECYCLING PARTNERSHIP AND RE-TRAC CONNECT

Introducing the MMP Reports



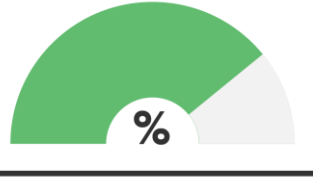
Program Summary



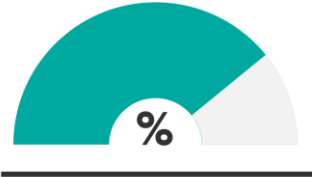
Economic Benefits of Recycling



Program Recommendations



Inbound Contamination Rate



Participation Rate



Lbs Per Household

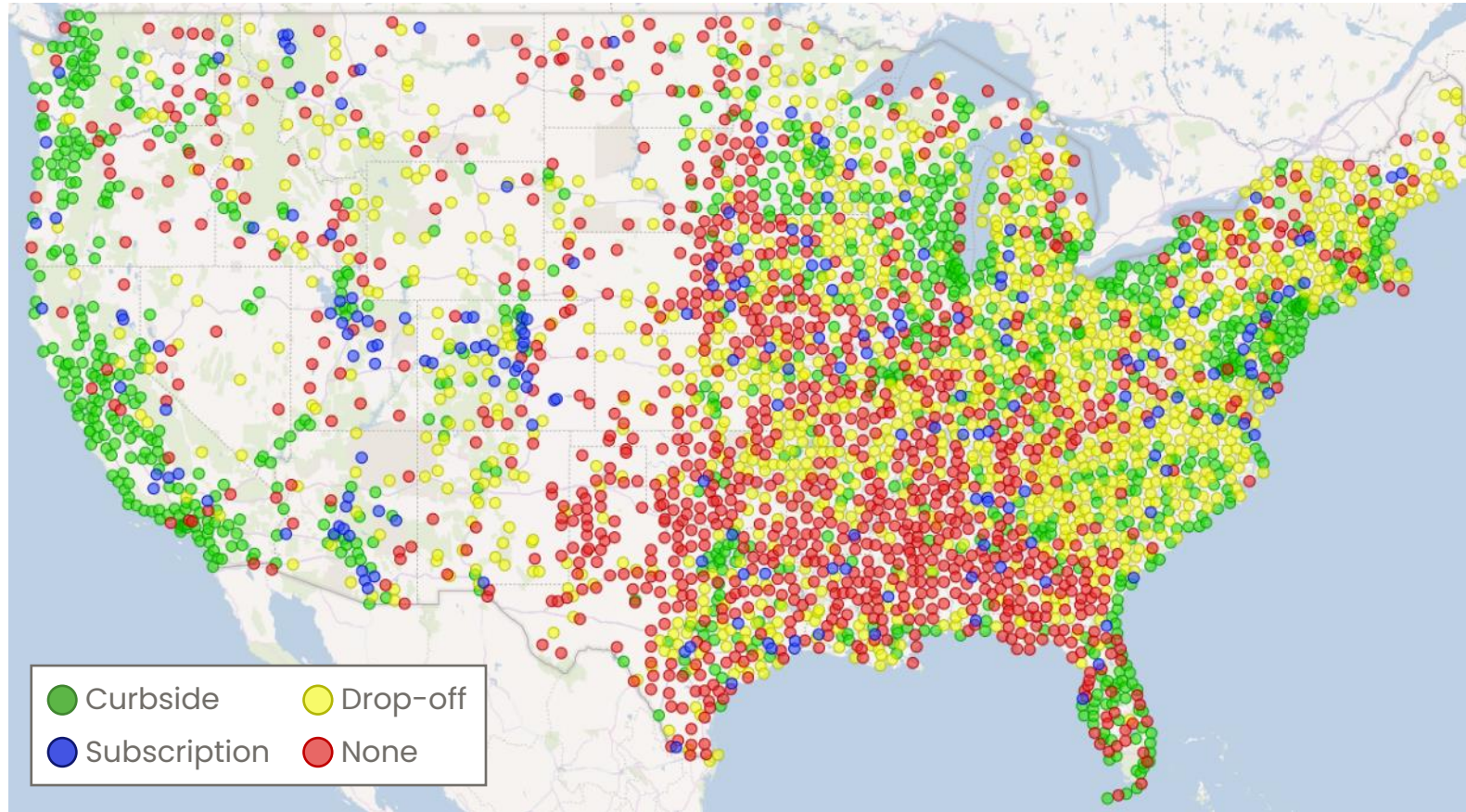


Lbs Per Household Benchmark

National Database & Underlying Taxonomy



Over 9,000 Programs & 30,000 Communities



Includes:

Type of **program**

Type of **collection**

Type of **bins**

Acceptable materials
in each community

Updated **quarterly**

All communities and
counties over
2,500 households



Recycling

On the morning of your scheduled recycling collection day your recycling roll cart must be at the curb by 7:00 AM.

Please remove your cart from the curb by 7:30 PM of your collection day.

What to Recycle

Please see the Recycling Guide below. All recyclables must be placed loosely in the roll cart - Please **DO NOT bag your recyclables**. Recycling roll carts with items not in compliance, may not be collected.

Note: Soon, every Recycling Roll Cart will include this helpful guide on how-to recycle right at your curbside. If there is something not listed here, try searching the Waste Wizard using the FREE Richland Solid Waste App (available at your favorite app store). Still unsure - **When In Doubt... Throw it out** in your household garbage.

RECYCLE RIGHT SC

DO YOUR PART SOUTH CAROLINA!

PLASTIC
Bottles, tubs, jugs and jars
No pumps
Empty and rinse

METAL
All cans
Empty and rinse

PAPER
Paper, cartons and cardboard
Flatten cardboard

KEEP THESE OUT!

- ⊗ Aerosol cans
- ⊗ Aluminum foil
- ⊗ All batteries (ac, alkaline, etc.)
- ⊗ Ceramic items
- ⊗ Clothing or textiles
- ⊗ Diapers
- ⊗ Disposable cups
- ⊗ Electronics**
- ⊗ Food-tainted items
- ⊗ Tires**
- ⊗ Toys
- ⊗ Medical waste
- ⊗ Plastic bags/wrap*
- ⊗ Scrap metal/wood**
- ⊗ Shredded paper**
- ⊗ Styrofoam/peanuts
- ⊗ Tanglers (cords, hoses, wires, etc.)
- ⊗ Hazardous waste
- ⊗ Household glass

* Take clean and dry plastic bags and wrap back to the grocery store.
** These items may be able to be taken to a Drop-off Center or other facility that will recycle them. Call your local recycling agency to find out how.

recycle richland COUNTY | dhcc | SONOCO RECYCLING

Government

Advisory Councils

Boards

County Council

Courts and Judicial System

Departments

Department Directory

Animal Care

Budget and Grants Management

Building Codes & Inspections

Business Operations

Community Development

Conservation

Executive

Health & Social Services

Government and Community Services

Grants

Legislative

Licensing & Registration

OSBO

Planning & Development

Public Safety

Public Works

Engineering

Stormwater Management

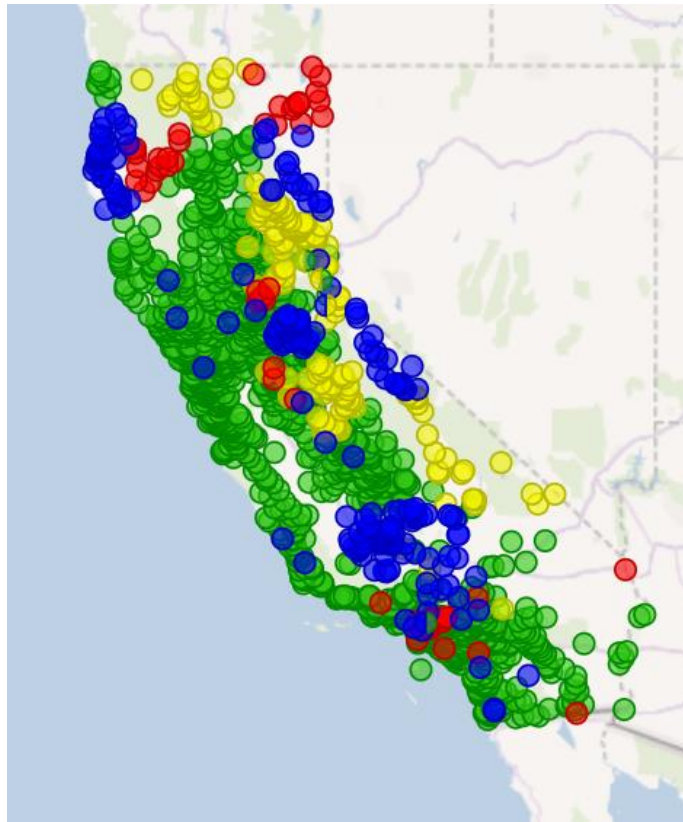
GIS Public Works

Special Services

Solid Waste & Recycling



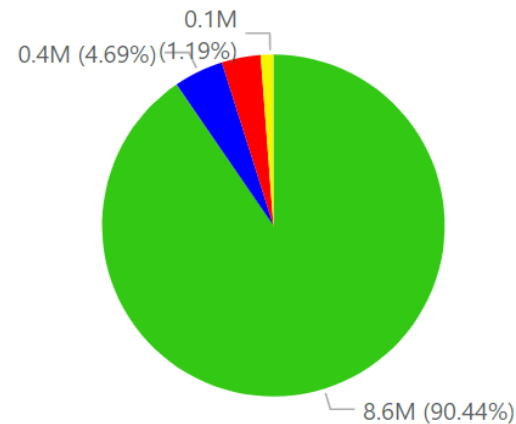
California Metrics



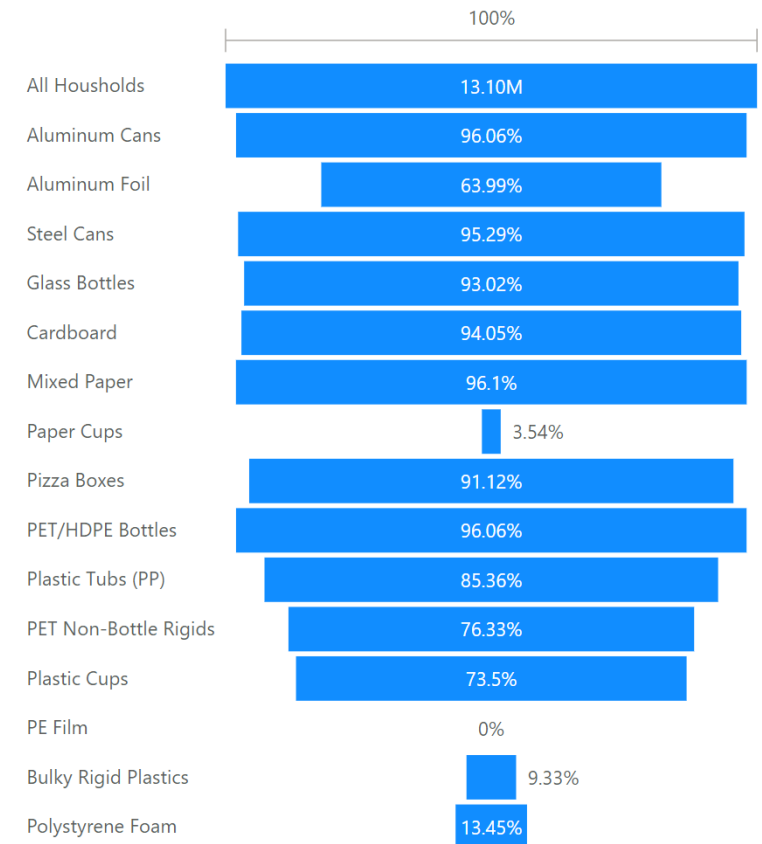
Access ● Curbside ● Dropoff ● None ● Subscription

647 cities, counties and unincorporated areas researched

Assumed Access Type by HH



Material Access All HH





Collapse menu <

Barnwell County

Welcome back, find your information about your community below.

Dashboard

Geographical Overview

Program Coach

Resources

Compare

FAQ

Recomendation for action

- Bin-based automatic service
- Open market
- Glass containers and aseptic/gable-top cartons not accepted at curbside
- Explore material availability

GET STARTED

Last used resources

- Apply for a Grant
- DIY Signs
- Bridge to Circularity
- Campaign builder

Self Assessment

Your score is higher compared to similar communities

Capture Rate
48%

Contamination Rate
23%

GHG Savings
87.6 metric tons of CO2 avoided

GHG Savings

154

337

794,119

Similar communities

- Orangeburg County
- Allendale County
- Burke County (Georgia)

Favorite communities

Add your favorite communities via the [geographical overview](#)

Taxonomy – Must make assumptions on acceptability



Unless any are specifically excluded in the community guidelines

Taxonomy – Link packaging data to recycling system



PRIMARY PACKAGING

Berry Clamshell

ACCESS RECYCLABILITY

Assessment Results

YOUR PACKAGE'S DESIGN

Base component

Now that you have entered your package design information, you may view your package's overall recyclability assessment according to the Residential Recyclability Framework. Under each Building Block requirement, you will find potential actions and solutions to improve your package's recyclability.


Definitions 

Name*

Berry Clamshell

Material*

Plastic  

Resin type* 

PET 

Format*

Clamshell 

Does your package contain post-consumer recycled content?

Yes No

Post-consumer recycled content (%)*

50


START A NEW PACKAGE

ADD 

ASSESS RECYCLABILITY

QR code on packaging to give hyper-local results

A Recycle Check link will be customized for each **brands' package types**. It can be embedded **as a link** in owned websites, product pages or apps, and has the potential to be printed **directly on packages as a QR Code**.



For more information:

Contact me at:

✉ aburman@recyclingpartnership.org

🖱 recyclingpartnership.org



We mobilize people, data, and solutions across the value chain to unlock the environmental and economic benefits of recycling and a circular economy.