



NIST Ballistics Toolmark Research Database



Xiaoyu Alan Zheng¹, Johannes A. Soons¹
Robert M. Thompson², Mingsi Tong¹

¹Engineering Physics Division

²Special Programs Office

National Institute of Standards and Technology

alan.zheng@nist.gov

(301) 975-4095

Disclaimer

Certain commercial equipment, instruments, or materials are identified in this presentation to specify the experimental procedure adequately. Such identification is not intended to imply recommendation or endorsement by the National Institute of Standards and Technology or the National Institute of Justice, nor is it intended to imply that the materials or equipment identified are necessarily the best available for the purpose.

Goal:

- Open-access research database of bullet and cartridge case toolmark data consisting of reflectance microscopy images and three dimensional surface topography data.

Motivation:

- Foster development and validation of methods, metrics, and uncertainty estimates for objective ballistics identification.
- Improve scientific knowledge base on the similarity of marks from different firearms and the variability of marks from the same firearm.
- Ease transition to application of 3D surface topography data.
- Remove the economic road block of acquiring large amounts of test fires and firearms.

Funding

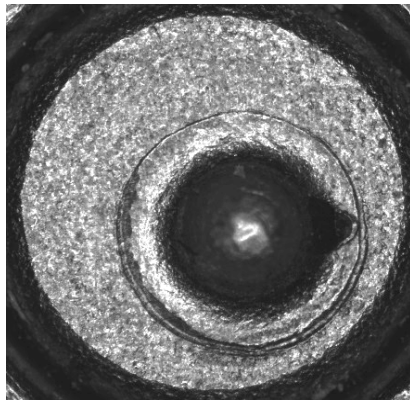
- The NBTRD project was largely funded by the National Institute of Justice (2013-R2R-4843)
- Funding covered activities in 2014 and 2015.




STRENGTHEN SCIENCE. ADVANCE JUSTICE.

Studies and test fires of interest

- Consecutively manufactured firearm components.
- Same firearm firing many rounds of ammunition (persistence/decay).
- Same firearm firing different brands of ammunition (pre-existing marks).
- Firearms known to present identification challenges.
- Firearms representing the major class/subclass characteristics.




Random pattern of
peaks and valleys



Source: AFTE

Parallel lines



Source: AFTE

Concentric circles


Specimens and regions of interest

- Bullets (pristine): land engraving



Areas “engraved” by barrel lands

- Cartridge cases: breech face and firing pin impressions



Ejector mark

Firing pin impression

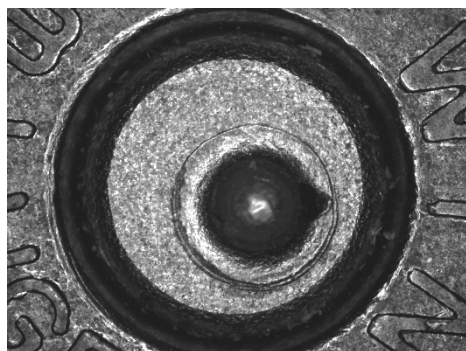
Breech face impression

Source: AFTE

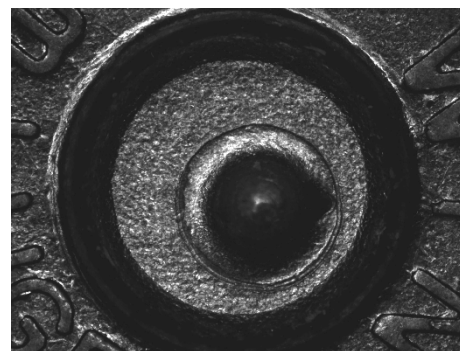
NIST measurements: reflectance microscopy

Forensic comparison Microscope

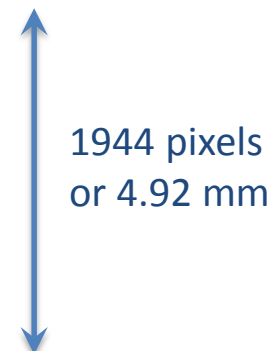
- Breech face impression (2X objective, 2.53 μm mean pixel size).



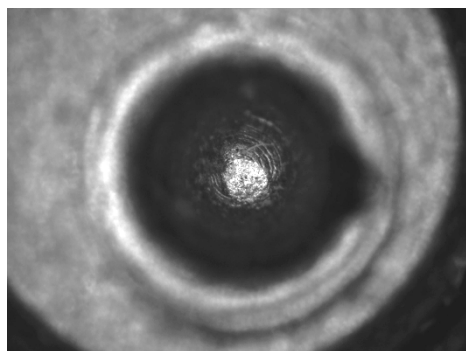
Ring light illumination



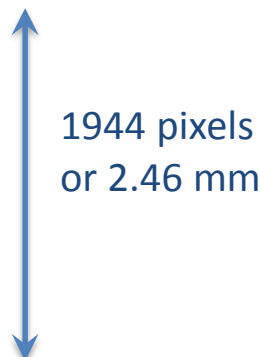
6 o'clock side light illumination



- Firing pin impression (4X objective, 1.265 μm mean pixel size)



Ring light illumination



Source: Leica

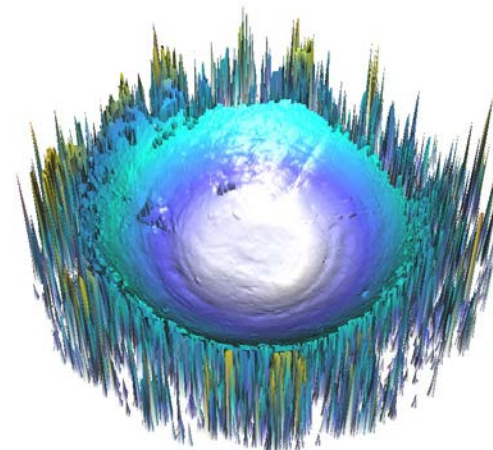

NIST measurements: 3D surface topography

Disc scanning confocal microscope

- Bullet land engraving (20X objective, 1.563 μm mean pixel size).



- Breach face impression (10X objective, 3.125 μm mean pixel size)
- Firing pin impression (20X objective, 1.563 μm mean pixel size)

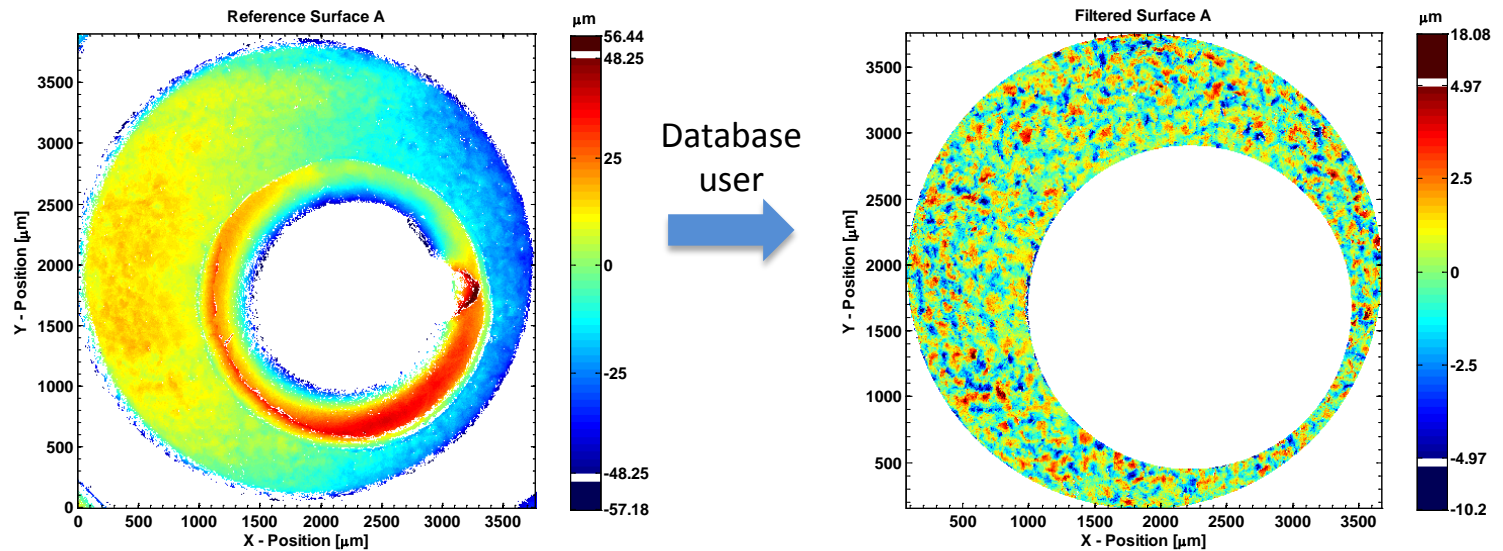


OpenFMC

- The Open Forensic Measurement Consortium is a group of researchers, instrument manufacturers, and practitioners.
- The goal of this group is to establish and implement a standard file exchange format for the exchange of 3D forensic topography measurements.
- Ensure interoperability between different instruments, algorithms, and agencies.
- Membership is open to interested parties, please contact Alan Zheng (alan.zheng@nist.gov)

Data transfer (measurement data)

Measurement data is provided as raw data (no trimming, leveling, form removal, filtering etc.):



- Reflectance microscopy images in lossless TIFF format
- 3D topography data in X3P (XML 3D surface Profile):

Standard File Exchange Format

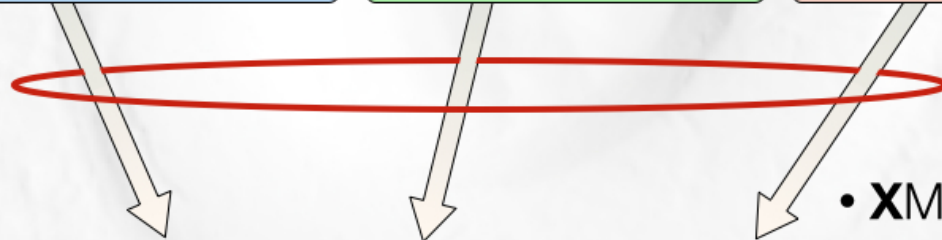
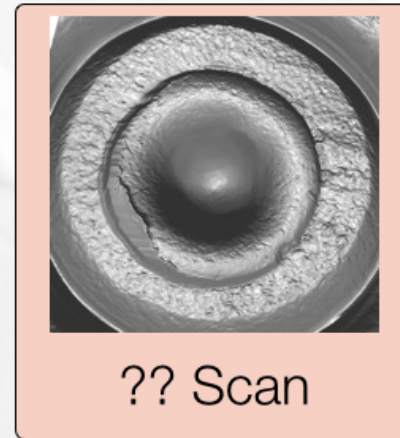
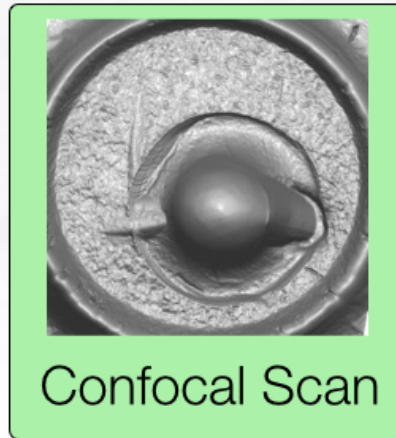

XML 3D Surface Profile (X3P) is defined in the draft
ISO 25178-72 standard (OpenGPS)

Each file contains 4 records:

- 1) Header, data types, and axes definition.
 - 2) Meta data regarding the instrument and user.
 - 3) Profile data (x, y, z)
 - 4) Checksum of the xml-document
- Allows for extra XML meta data to be attached to the measurement file. This could include additional meta data on the firearm, ammunition, and measurement conditions.
 - Open-source read/write functions and converters.



Cross-Modality Matching



X3P

- **XML 3D Surface Profile**
- Open format surface topography file structure
- Being adopted by several govt and industry groups

TopMatch Matching Software

Results from Cross-Modality Study

- Cadre research successfully imported NIST confocal data into their correlation software and was able to correctly identify all test fires.
- The same accuracy was achieved when comparing Cadre data vs NIST confocal data.
- This test demonstrates that X3P is a suitable format for interoperability between different instruments.
- Additional tests have been conducted between NIST and Cadre Research, FBI, John Jay College, and the Nederland Forensic Institute.
 - All exchanged data files have been successfully opened and verified.

Data transfer (meta data)

- Data is organized into toolmark studies
- Each study dataset has a spreadsheet with meta data.

Study:

- Name
- Creator
- Description
- Literature reference
- Has consecutive?
- Has persistence?
- Has different ammo?

Firearm:

- IdNumber
- Brand
- Model
- Caliber
- Firing pin class
- Breech face class
- Number of lands
- Twist direction

Bullet:

- IdNumber
- Brand
- Cartridge designation
- Lot number
- Nominal caliber
- Weight
- Surface Material
- Firing sequence
- Comments

Cartridge Case:

- IdNumber
- Brand
- Cartridge designation
- Lot number
- Nominal caliber
- Primer surface
- Firing sequence
- Comments

Bullet Measurement:

- File name
- Creator
- Measurement type
- Measurand
- Region of interest
- LEA or GEA number
- Instrument brand
- Instrument model
- Lateral resolution
- Vertical resolution
- Lighting type
- Objective magnification
- Objective NA
- Comments

Cartridge case Measurement:

- File name
- Creator
- Measurement type
- Measurand
- Has breech face?
- Has firing pin?
- Has ejector mark?
- Has aperture shear?
- Instrument brand
- Instrument model
- Lateral resolution
- Vertical resolution
- Lighting type
- Objective magnification
- Objective NA
- Comments

Crowdsourcing Data



To achieve a truly diverse and representative database, NIST cannot do this alone. It requires the help of the firearms forensic community

Outreach

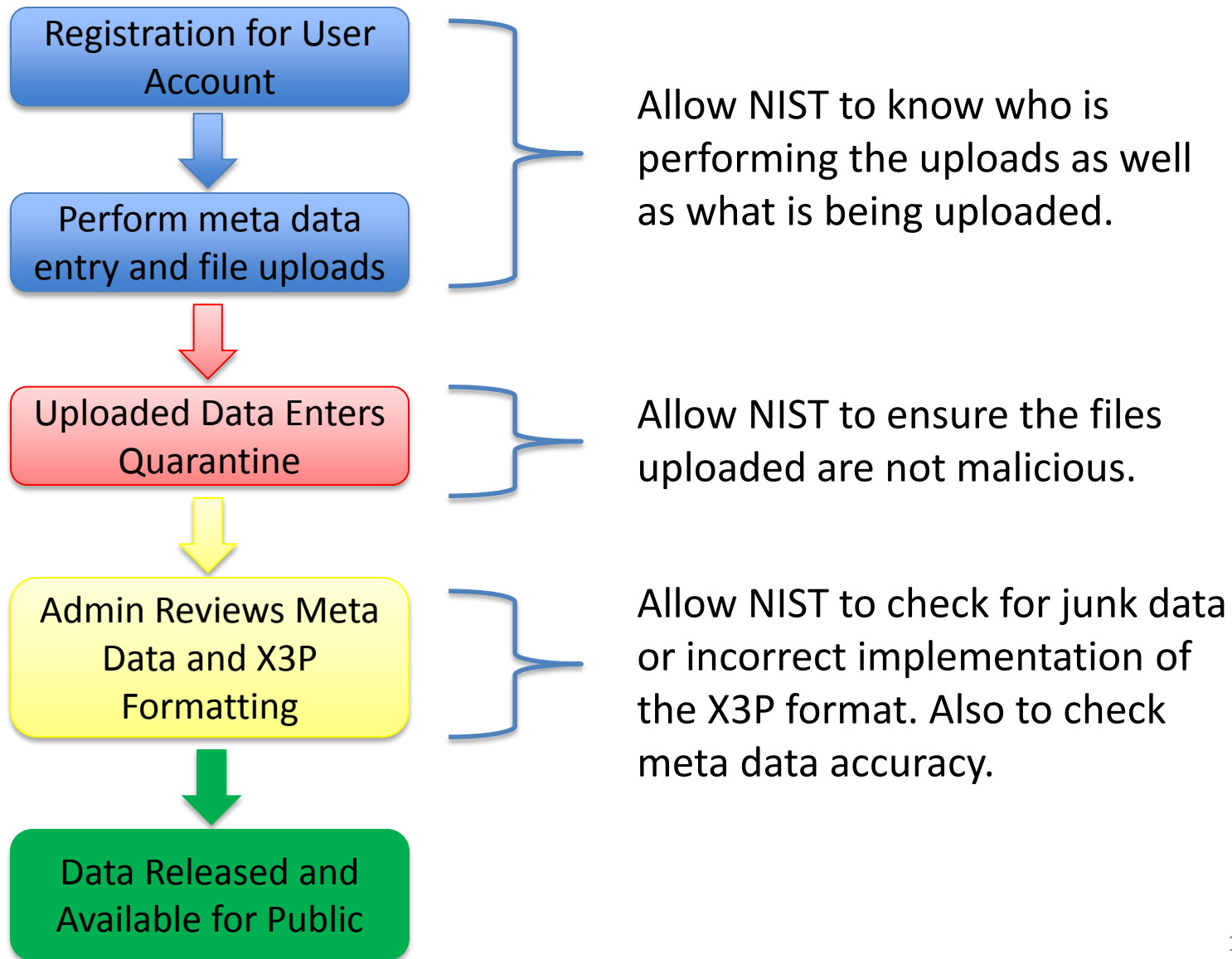
Presentations:

- Association of Firearms and Toolmark Examiners (AFTE) conference (Seattle 2014, Dallas 2015).
- American Academy of Forensic Sciences (AAFS) conference (Seattle 2014, Orlando, 2015).
- Forensics@NIST 2014 Conference.
- Research Triangle International (RTI) 3D Optical Metrology Working Group 2015.
- Eastern Regional AFTE Conference (2015 Quantico, VA)
- Various Lab Tours

Collaborators



Upload Process and Quality Checks



Performance Metrics

- Number of test fires entered into the database.
 - There are currently over 1600 test fires with thousands coming from the FBI.
- Number of unique visitors to the website.
 - Web statistics will be tracked by Google Analytics
- Number of downloads for each study/file.
 - In phase 3 of the database, reports can be generated showing data usage statistics.
- Publications from research using the NBTRD.
 - Three universities have already accessed the Ballistics Toolmark Database for their research. One have already published and presented their research using data from NBTRD.
 - NIST plans on datamining the database for error rate research.

Future of the NBTRD

- Phase 3 of the development will focus on:
 - Ensuring data accessibility and integrity
 - Administrative reporting functions
 - Streamlining data uploads
 - More discriminative search results

Management of the NBTRD will be the responsibility of the Forensic Topography Analysis Project.

- Main administrators: Xiaoyu Alan Zheng and Johannes Soons.

OISM will maintain the IT infrastructure and database integrity.

<http://www.nist.gov/forensics/ballisticsdb>

NBTRD Home

[My Studies](#)[Creator](#)[Manage Account](#)[Maintenance -](#)[Search & Download](#)[Data Format](#)[Acknowledgements](#)Welcome azheng! | [Log off](#)The banner features a background image of numerous rifle barrels. Overlaid on this is the NIST logo in large, bold, black letters. To the right of the logo, the text "Ballistics Toolmark Research Database" is written in a smaller, bold, black font. Further to the right, there are several small, detailed images of bullet and cartridge cases, including a brass casing and a lead bullet.

NIST Ballistics Toolmark Research Database

Welcome to NIST Ballistics Toolmark Research Database

The NIST Ballistics Toolmark Research Database (NBTRD) is an open-access research database of bullet and cartridge case toolmark data. The development of the database is sponsored by the U.S. Department of Justice's National Institute of Justice. The database is being developed to:

- foster the development and validation of measurement methods, algorithms, metrics, and quantitative confidence limits for objective firearm identification
- improve the scientific knowledge base on the similarity of marks from different firearms and the variability of marks from the same firearm, and
- ease the transition to the application of three-dimensional surface topography data in firearms identification.

The database contains traditional reflectance microscopy images and three-dimensional surface topography data acquired by NIST or submitted by database users. The goal is a collection of data sets that:

1. represents the large variety of ballistic toolmarks encountered by forensic examiners, and
2. represents challenging identification scenarios, such as those posed by consecutively manufactured firearm components.

A user account is only required if you are interested in **UPLOADING** data. To **DOWNLOAD** data, please click [Search & Download](#).

Register a user and login

- Click [Register](#) to complete a new user registration.
- Click [Log in](#) to log into the system using user name and password.

Thanks for your attention!

Questions?

alan.zheng@nist.gov